



**Struttura:** portante in scatolato di MDF stratificato con alluminio, laccato opaco nero, al cui interno vi sono dei tubolari di metallo strutturali.

**Elemento contenitore:** scatolato di MDF assemblato a 45°, spessore mm 23, impiallacciato:  
- frassino laccato a poro aperto color Liquirizia;  
- frassino tinto a poro aperto color Tabacco;  
- rovere tinto a poro aperto color Miele;  
- palissandro Santos\* tinto Dark Brown, laccato poliestere opaco;  
- laccato lucido color Moka, Granito o Corten.

I contenitori LIVING mod. 'D', 'E', 'G', 'H', 'I' e il contenitore DINING mod. 'O' dispongono di un elemento superiore in marmo assemblato a 45°, spessore mm 20, disponibile nelle varianti Marron Damasco spazzolato, o Grigio Orobico spazzolato. Sul fondo dell'elemento vi è in appoggio un vetro extra chiaro temperato, spessore mm 5.

Tutti i contenitori DINING sono provvisti di un vassoio portaposate in cuoio Nero.

Alcuni contenitori NIGHT dispongono di un vano superiore con cassetto, realizzato in metallo verniciato lucido color Brandy, e piano composto da una lastra di vetro stratificato mm 3+3 Bronzo, con rete metallica interna color Rame. Il cassetto è realizzato in essenza e contiene una griglia di metallo portagioie, verniciato lucido color Brandy.

Cassetti e interno cassettoni con finitura in tinta con quella esterna. Per la versione laccata lucido la finitura dei cassetti e quella interna dei cassettoni è realizzata in frassino laccato a poro aperto color Liquirizia. I cassetti e i cassettoni scorrono su guide a estrazione totale con chiusura Blumotion, ad eccezione del cassetto portagioie che ha una chiusura manuale. Maniglie in metallo verniciato lucido color Brandy.

**Gambe:** lame di metallo, spessore mm 15, verniciato lucido color Brandy. Piedini regolabili in ABS.

**\* il palissandro Santos deriva da foreste correttamente gestite.**

**Structure:** support structure in boxed MDF laminated with aluminium, matt black lacquer finish, additional structural tubular metal inside.

**Cabinet element:** boxed MDF with 45° assembly, 23 mm thick, veneered in:  
- ash, open-pore Licorice colour lacquer finish;  
- ash, open-pore Tobacco colour stain;  
- oak, open-pore Honey colour stain;  
- palissandro Santos\*, stained Dark Brown, matt polyester lacquer finish;  
- Moka, Granite or Corten colour glossy lacquer finish.  
The LIVING sideboards mod. 'D', 'E', 'G', 'H', 'I' and the DINING sideboard mod. 'O', have an upper element in marble with 45° assembly, 20 mm thick, available in brushed Marron Damasco, or brushed Grigio Orobico. The bottom of the element has an extra-clear tempered glass cover, 5 mm thick.

All DINING sideboards are accessorized with a cutlery tray in Black saddle-hide.

Some of the NIGHT cabinets have an upper compartment with a drawer; the metal compartment has varnished polished Brandy colour finish and the top is a sheet of 3+3 mm Bronze laminated glass with internal Copper colour metal mesh. The drawer itself is made of wood and contains a metal jewellery tray, varnished polished Brandy colour finish.

The interior of the small and large drawers matches the exterior, for the glossy lacquer version, the interior is in ash, open-pore Licorice colour lacquer finish.

The small and large drawers glide on full-extension runners with Blumotion closure, except for the jewellery drawer, which has manual closure. Metal handles, varnished polished Brandy colour finish.

**Legs:** metal blades, 15 mm thick, varnished polished Brandy colour finish.

Adjustable ABS feet.

**\* palissandro Santos comes from properly managed forests.**

**Struktur:** tragend aus MDF-Platten und Aluminium mit Aluminiumbeschichtung mit Lackierung in Mattschwarz, in die tragende Hohlprofile aus Metall eingesetzt sind.

**Schrankelement:** aus MDF-Wabenplatte mit 45° Gehrung, Stärke 23 mm, furniert mit:  
- Esche mit offenerporiger Lackierung in der Farbe Lakritze;  
- Esche offenerporig gebeizt in der Farbe Tabak;  
- Eiche offenerporig gebeizt in der Farbe Honig;  
- Palissandro Santos\* gebeizt Dark Brown, mit matter Polyesterbeschichtung;

- glänzende Lackierung in der Farbe Mokka, Granit oder Corten. Die Living Sideboards mod. 'D', 'E', 'G', 'H', 'I' und das Dining Sideboard mod. 'O' verfügen über ein oberes Element aus Marmor, montiert mit 45° Gehrung, Stärke 20 mm erhältlich in den Ausführungen Marron Damasco Marmor gebürstet oder Grigio Orobico Marmor gebürstet. Der Boden vom Element ist mit einer Glasplatte aus extraweißem Sicherheitsglas, Stärke 5 mm verkleidet.

Sämtliche DINING Sideboards sind mit einem Bestecktablett aus schwarzfarbigem Kernleder ausgestattet.

Einige Schrankmöbel NIGHT verfügen über ein oberes Fach mit Schublade aus Metall mit glänzender Lackierung in der Farbe Brandy und eine Abdeckplatte aus 3+3 mm Verbundglas mit zwischengelagertem Metallgewebe in der Farbe Kupfer. Die Schublade besteht aus Holz und in der Schublade befindet sich ein Schmuckeinsatz aus Metall mit glänzender Lackierung in der Farbe Brandy.

Die Innenausführung der kleinen und großen Schubladen ist dieselbe wie die Außenausführung. Bei der Hochglanz-Version ist die Innenausführung aus offenerporiger Esche lackiert in der Farbe Lakritze. Die Schubladen und die Schubladelemente laufen auf Führungen mit Vollauszug und Blumotion-Softclose, mit Ausnahme der Schublade mit Schmuckeinsatz, die von Hand geschlossen wird.

Griffe aus Metall mit glänzender Lackierung in der Farbe Brandy.  
**Beine:** Aluminiumblech, Stärke 15 mm, mit glänzender Lackierung in der Farbe Brandy. Höhenverstellbare Füße aus ABS.

**\* Palissandro Santos stammt aus korrekt bewirtschafteten Wäldern.**

**Structure :** portante en caisson de MDF stratifié avec aluminium, laqué noir mat, contenant des tubes structurels en métal.

**Bahut :** caisson de MDF assemblé à 45°, 23 mm d'épaisseur, plaqué :  
- frêne laqué à pores ouverts couleur Régliasse ;  
- frêne teinté à pores ouverts couleur Tabac ;  
- chêne teinté à pore ouvert couleur Miel ;  
- palissandre de Santos\* teinté Dark Brown, verni polyester mat ;  
- laqué couleur Moka, Granit ou Corten brillant.

Le meubles de rangement LIVING mod. 'D', 'E', 'G', 'H', 'I' et le meuble de rangement DINING mod. 'O' disposent d'un élément supérieur en marbre assemblé à 45°, de 20 mm d'épaisseur, disponible dans les variantes Marron Damasco brossé, ou Grigio Orobico brossé. Au fond de l'élément il y a un verre extra clair trempé, 5 mm d'épaisseur.

Tous les meubles de rangement DINING sont équipés d'un plateau range-couverts en cuir sellier Noir. Certains meubles de rangement NIGHT possèdent un compartiment supérieur avec tiroir, fabriqué en métal peint couleur brandy brillant, et un dessus composé d'une plaque de verre feuilleté de 3+3 mm Bronze, contenant un treillis métallique couleur Cuivre. Le tiroir est en bois et contient une grille à bijoux en métal peint couleur Brandy brillant. La finition des tiroirs et de l'intérieur des grands tiroirs est assortie à celle extérieure.

Pour la version laquée brillante, la finition des tiroirs et celle intérieure des grands tiroirs est réalisée en frêne laqué à pores ouverts couleur Régliasse.

Les tiroirs et grands tiroirs coulissent sur des glissières à extraction complète avec fermeture Blumotion, à l'exception du tiroir à bijoux dont la fermeture est manuelle.

Poignées en métal peint couleur Brandy brillant.


**Pieds :** lames en métal, 15 mm d'épaisseur, peint couleur Brandy brillant.

Embouts de pieds réglables en ABS.

**\* le palissandre de Santos provient de forêts bien gérées.**


## STRUTTURA E INTERNO CASSETTI STRUCTURE AND INTERNAL DRAWERS

PALISSANDRO SANTOS  
PALISANDER SANTOS



DARK BROWN

ROVERE  
OAK

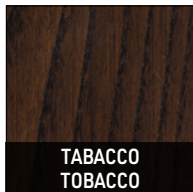


MIELE  
HONEY

FRASSINO  
ASH



LIQUIRIZIA  
LICORICE



TABACCO  
TOBACCO

## STRUTTURA STRUCTURE

LACCATO LUCIDO  
GLOSSY LACQUERED



MOKA



GRANITO  
GRANITE



CORTEN

## INTERNO CASSETTI INTERNAL DRAWERS

FRASSINO  
ASH



LIQUIRIZIA  
LICORICE


## CONTENITORI DINING/LIVING | DINING/LIVING SIDEBOARDS

ELEMENTO SUPERIORE  
UPPER ELEMENT

MARMO SPAZZOLATO  
BRUSHED MARBLE



GRIGIO OROBICO



MARRON DAMASCO

FONDO ELEMENTO SUPERIORE  
BOTTOM OF THE UPPER ELEMENT

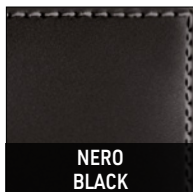
VETRO  
GLASS



EXTRA CHIARO  
EXTRA-CLEAR

VASSOIO PORTAPOSATE  
CUTLERY TRAY

CUOIO  
SADDLE-HIDE

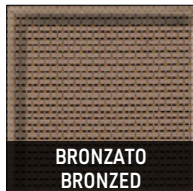


NERO  
BLACK

## CONTENITORI NIGHT | NIGHT SIDEBOARDS

TOP CASSETTO PORTAGIOIE  
JEWELLERY DRAWER TOP


VETRO CON RETE  
GLASS WITH MESH



BRONZATO  
BRONZED

CASSETTO PORTAGIOIE  
JEWELLERY DRAWER


METALLO LUCIDO  
POLISHED METAL



BRANDY

MANIGLIE E GAMBE  
HANDLES AND LEGS

METALLO LUCIDO  
POLISHED METAL

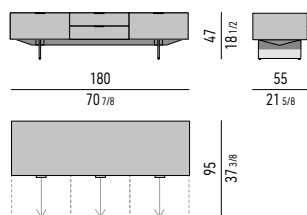


BRANDY

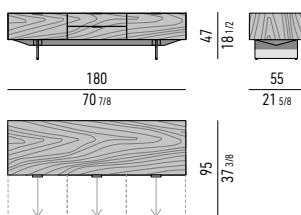
## CONTENITORI "LIVING" | "LIVING" SIDEBOARDS

CONTENITORE **LIVING** CON 2 CASSETTONI E 2 CASSETTI CM **180X55 H47** - **MOD. A**  
**LIVING** SIDEBOARD WITH 2 LARGE DRAWERS AND 2 SMALL DRAWERS CM **180X55 H47** - **MOD. A**

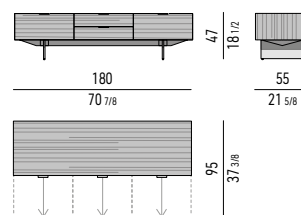
### STRUTTURA LACCATO LUCIDO GLOSSY LACQUERED STRUCTURE



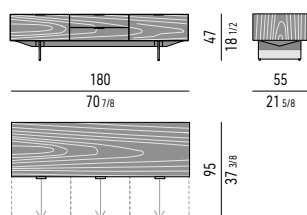
### STRUTTURA PALISSANDRO SANTOS PALISANDER SANTOS STRUCTURE



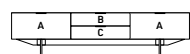
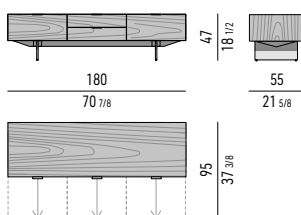
### STRUTTURA ROVERE MIELE HONEY OAK STRUCTURE



### STRUTTURA FRASSINO LIQUIRIZIA LICORICE ASH STRUCTURE



### STRUTTURA FRASSINO TABACCO TOBACCO ASH STRUCTURE



#### DOTAZIONE

Nr. 2 cassettoni e 2 cassetti che scorrono su guida a estrazione totale con chiusura Blumotion. Portata massima per cassetto Kg 30.

#### Spazio utile interno cassetti

- (A): cm 51x42 H14
- (B): cm 51x42 H6
- (C): cm 51x42 H4

#### EQUIPMENT

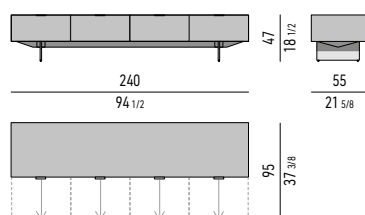
Nr. 2 large drawers and 2 small drawers that glide on fully extractable guides with Blumotion soft-close system. Maximum load per drawer is 30 Kg.

#### Drawers internal dimension

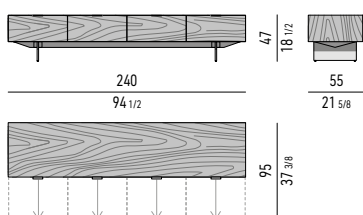
- (A): cm 51x42 H14
- (B): cm 51x42 H6
- (C): cm 51x42 H4

CONTENITORE **LIVING** CON 4 CASSETTONI CM **240X55 H47** - **MOD. B**  
**LIVING** SIDEBOARD WITH 4 LARGE DRAWERS CM **240X55 H47** - **MOD. B**

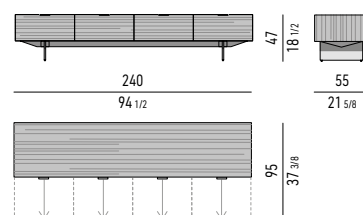
### STRUTTURA LACCATO LUCIDO GLOSSY LACQUERED STRUCTURE



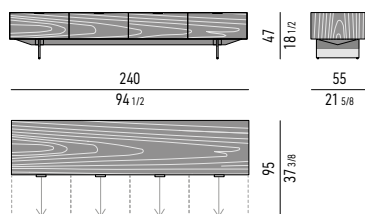
### STRUTTURA PALISSANDRO SANTOS PALISANDER SANTOS STRUCTURE



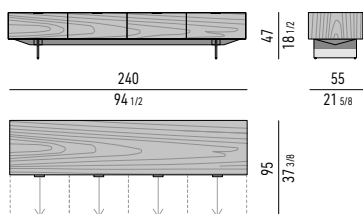
### STRUTTURA ROVERE MIELE HONEY OAK STRUCTURE



### STRUTTURA FRASSINO LIQUIRIZIA LICORICE ASH STRUCTURE



### STRUTTURA FRASSINO TABACCO TOBACCO ASH STRUCTURE



#### DOTAZIONE

Nr. 4 cassettoni che scorrono su guida a estrazione totale con chiusura Blumotion. Portata massima per cassetto Kg 30.

#### Spazio utile interno cassettoni

- (A): cm 51x42 H14

#### EQUIPMENT

Nr. 4 large drawers that glide on fully extractable guides with Blumotion soft-close system. Maximum load per drawer is 30 Kg.

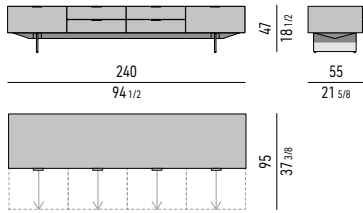
#### Large drawers internal dimension

- (A): cm 51x42 H14

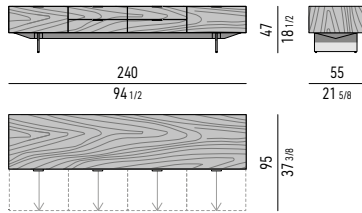
# Minotti

CONTENITORE **LIVING** CON 2 CASSETTONI E 4 CASSETTI CM **240X55 H47** - MOD. C  
**LIVING** SIDEBOARD WITH 2 LARGE DRAWERS AND 4 SMALL DRAWERS CM **240X55 H47** - MOD. C

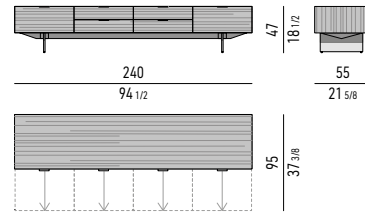
## STRUTTURA LACCATO LUCIDO GLOSSY LACQUERED STRUCTURE



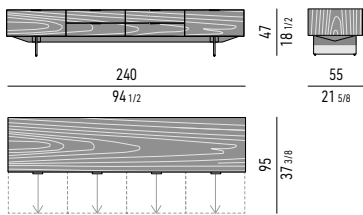
## STRUTTURA PALISSANDRO SANTOS PALISANDER SANTOS STRUCTURE




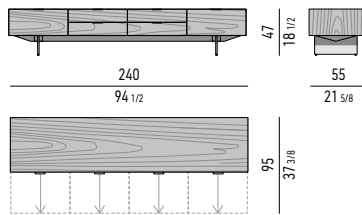
## STRUTTURA ROVERE MIELE HONEY OAK STRUCTURE



## STRUTTURA FRASSINO LIQUIRIZIA LICORICE ASH STRUCTURE



## STRUTTURA FRASSINO TABACCO TOBACCO ASH STRUCTURE



### DOTAZIONE

Nr. 2 cassettoni e 4 cassetti che scorrono su guide a estrazione totale con chiusura Blumotion. Portata massima per cassetto Kg 30.

### Spazio utile interno cassetti

- (A): cm 51x42 H14
- (B): cm 51x42 H6
- (C): cm 51x42 H4

### EQUIPMENT

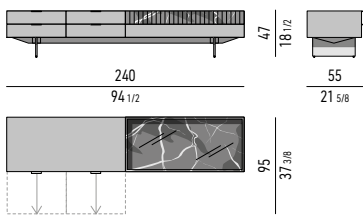
Nr. 2 large drawers and 4 small drawers that glide on fully extractable guides with Blumotion soft-close system. Maximum load per drawer is 30 Kg.

### Drawers internal dimension

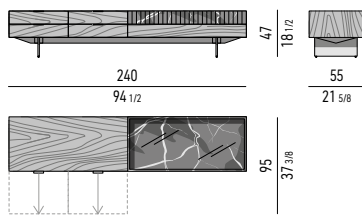
- (A): cm 51x42 H14
- (B): cm 51x42 H6
- (C): cm 51x42 H4

CONTENITORE **LIVING** CON 4 CASSETTI ED ELEMENTO IN MARMO CM **240X55 H47** - MOD. D  
**LIVING** SIDEBOARD WITH 4 SMALL DRAWERS AND MARBLE ELEMENT CM **240X55 H47** - MOD. D

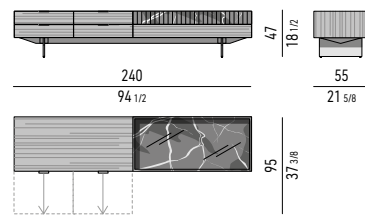
## STRUTTURA LACCATO LUCIDO GLOSSY LACQUERED STRUCTURE



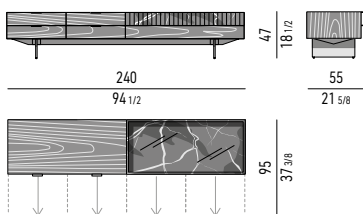
## STRUTTURA PALISSANDRO SANTOS PALISANDER SANTOS STRUCTURE



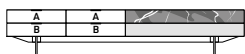
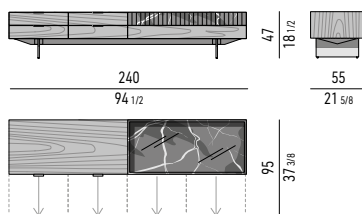
## STRUTTURA ROVERE MIELE HONEY OAK STRUCTURE



## STRUTTURA FRASSINO LIQUIRIZIA LICORICE ASH STRUCTURE



## STRUTTURA FRASSINO TABACCO TOBACCO ASH STRUCTURE



### DOTAZIONE

Nr. 4 cassetti che scorrono su guide a estrazione totale con chiusura Blumotion. Portata massima per cassetto Kg 30. Elemento in marmo.

**Elemento in marmo:** cm 120x55 H13

**Spazio utile interno:** cm 116x51 H6

### Spazio utile interno cassetti

- (A): cm 51x42 H6
- (B): cm 51x42 H4

### EQUIPMENT

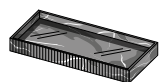
Nr. 4 small drawers that glide on fully extractable guides with Blumotion soft-close system. Maximum load per drawer is 30 Kg. Marble element.

**Marble element:** cm 120x55 H13

**Internal dimension:** cm 116x51 H6

### Drawers internal dimension

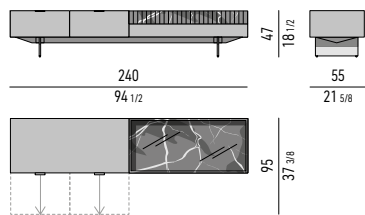
- (A): cm 51x42 H6
- (B): cm 51x42 H4



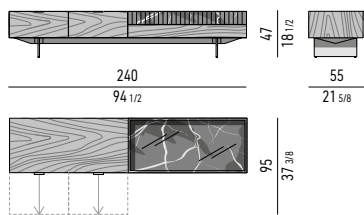
ELEMENTO IN MARMO  
MARBLE ELEMENT

CONTENITORE **LIVING** CON 2 CASSETTONI ED ELEMENTO IN MARMO CM **240X55 H47** - **MOD. E**  
**LIVING** SIDEBORD WITH 2 LARGE DRAWERS AND MARBLE ELEMENT CM **240X55 H47** - **MOD. E**

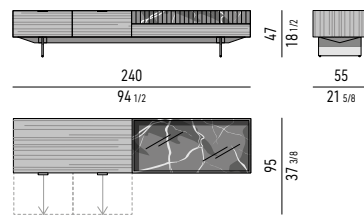
**STRUTTURA LACCATO LUCIDO**  
**GLOSSY LACQUERED STRUCTURE**



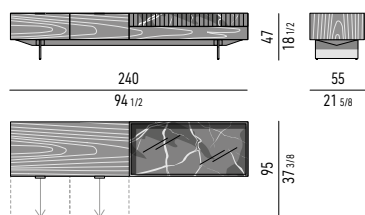
**STRUTTURA PALISSANDRO SANTOS**  
**PALISANDER SANTOS STRUCTURE**



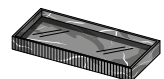
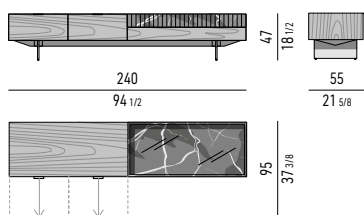
**STRUTTURA ROVERE MIELE**  
**HONEY OAK STRUCTURE**



**STRUTTURA FRASSINO LIQUIRIZIA**  
**LICORICE ASH STRUCTURE**



**STRUTTURA FRASSINO TABACCO**  
**TOBACCO ASH STRUCTURE**



**ELEMENTO IN MARMO**  
**MARBLE ELEMENT**

**DOTAZIONE**

Nr. 2 cassettoni che scorrono su guide a estrazione totale con chiusura Blumotion. Portata massima per cassetto Kg 30. Elemento in marmo.

**Elemento in marmo:** cm 120x55 H13

**Spazio utile interno:** cm 116x51 H6

**Spazio utile interno cassettoni**

**(A):** cm 51x42 H14

**EQUIPMENT**

Nr. 2 large drawers that glide on fully extractable guides with Blumotion soft-close system. Maximum load per drawer is 30 Kg. Marble element.

**Marble element:** cm 120x55 H13

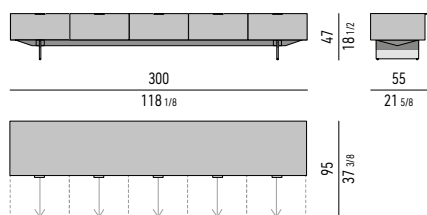
**Internal dimension:** cm 116x51 H6

**Large drawers internal dimension**

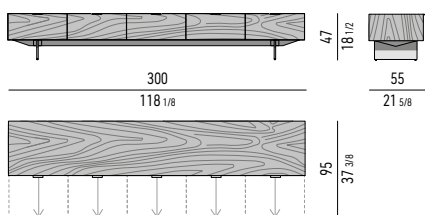
**(A):** cm 51x42 H14

CONTENITORE **LIVING** CON 5 CASSETTONI CM **300X55 H47** - **MOD. F**  
**LIVING** SIDEBORD WITH 5 LARGE DRAWERS CM **300X55 H47** - **MOD. F**

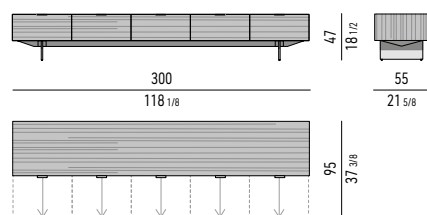
**STRUTTURA LACCATO LUCIDO**  
**GLOSSY LACQUERED STRUCTURE**



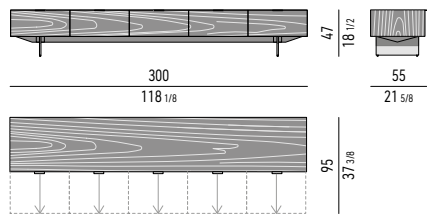
**STRUTTURA PALISSANDRO SANTOS**  
**PALISANDER SANTOS STRUCTURE**



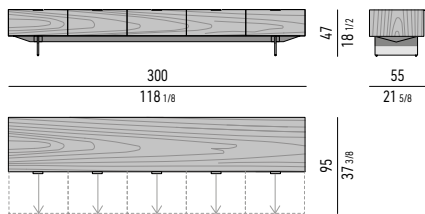
**STRUTTURA ROVERE MIELE**  
**HONEY OAK STRUCTURE**



**STRUTTURA FRASSINO LIQUIRIZIA**  
**LICORICE ASH STRUCTURE**



**STRUTTURA FRASSINO TABACCO**  
**TOBACCO ASH STRUCTURE**



**DOTAZIONE**

Nr. 5 cassettoni che scorrono su guide a estrazione totale con chiusura Blumotion. Portata massima per cassetto Kg 30.

**Spazio utile interno cassettoni**

**(A):** cm 51x42 H14

**EQUIPMENT**

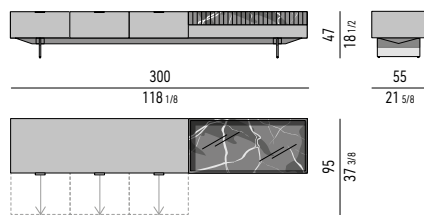
Nr. 5 large drawers that glide on fully extractable guides with Blumotion soft-close system. Maximum load per drawer is 30 Kg.

**Large drawers internal dimension**

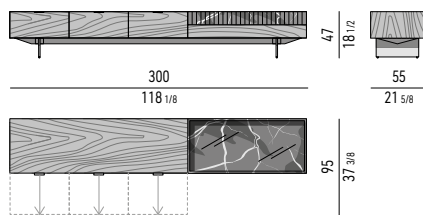
**(A):** cm 51x42 H14

CONTENITORE **LIVING** CON 3 CASSETTONI ED ELEMENTO IN MARMO CM **300X55 H47** - **MOD. G**  
**LIVING** SIDEBOARD WITH 3 LARGE DRAWERS AND MARBLE ELEMENT CM **300X55 H47** - **MOD. G**

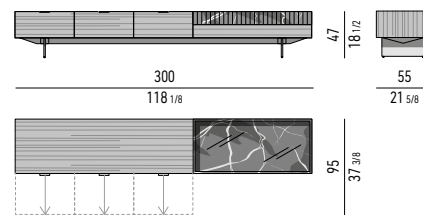
**STRUTTURA LACCATO LUCIDO**  
**GLOSSY LACQUERED STRUCTURE**



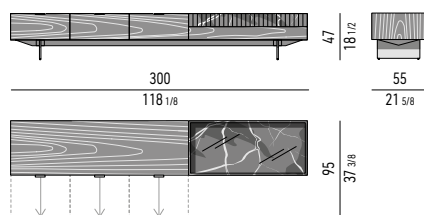
**STRUTTURA PALISSANDRO SANTOS**  
**PALISANDER SANTOS STRUCTURE**



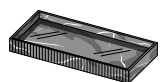
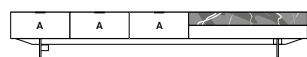
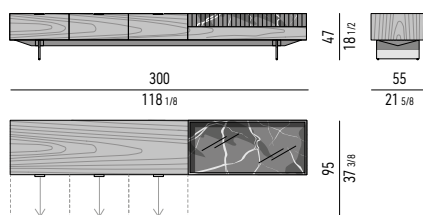
**STRUTTURA ROVERE MIELE**  
**HONEY OAK STRUCTURE**



**STRUTTURA FRASSINO LIQUIRIZIA**  
**LICORICE ASH STRUCTURE**



**STRUTTURA FRASSINO TABACCO**  
**TOBACCO ASH STRUCTURE**



**ELEMENTO IN MARMO**  
**MARBLE ELEMENT**

**DOTAZIONE**

Nr. 3 cassettoni che scorrono su guida a estrazione totale con chiusura Blumotion. Portata massima per cassetto Kg 30. Elemento in marmo.

**Elemento in marmo:** cm 120x55 H13

**Spazio utile interno:** cm 116x51 H6

**Spazio utile interno cassettoni**

**(A):** cm 51x42 H14

**EQUIPMENT**

Nr. 3 large drawers that glide on fully extractable guides with Blumotion soft-close system. Maximum load per drawer is 30 Kg. Marble element.

**Marble element:** cm 120x55 H13

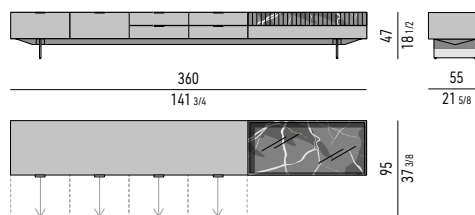
**Internal dimension:** cm 116x51 H6

**Large drawers internal dimension**

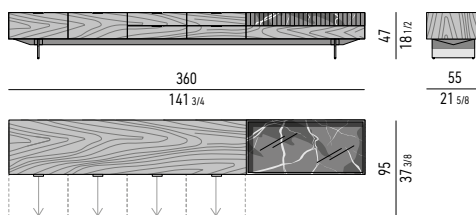
**(A):** cm 51x42 H14

CONTENITORE **LIVING** CON 2 CASSETTONI, 4 CASSETTI ED ELEMENTO IN MARMO CM **360X55 H47** - **MOD. H**  
**LIVING** SIDEBOARD WITH 2 LARGE DRAWERS, 4 SMALL DRAWERS AND MARBLE ELEMENT CM **360X55 H47** - **MOD. H**

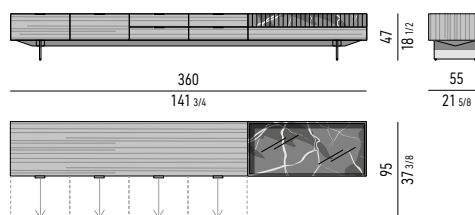
**STRUTTURA LACCATO LUCIDO**  
**GLOSSY LACQUERED STRUCTURE**



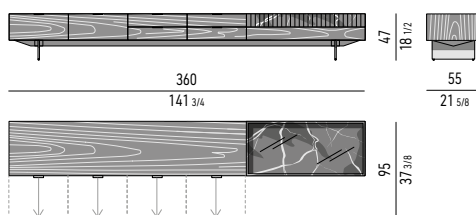
**STRUTTURA PALISSANDRO SANTOS**  
**PALISANDER SANTOS STRUCTURE**



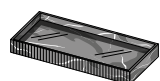
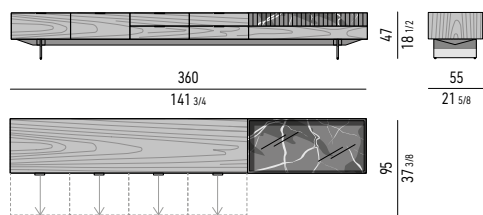
**STRUTTURA ROVERE MIELE**  
**HONEY OAK STRUCTURE**



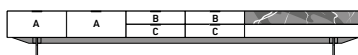
**STRUTTURA FRASSINO LIQUIRIZIA**  
**LICORICE ASH STRUCTURE**



## STRUTTURA FRASSINO TABACCO TOBACCO ASH STRUCTURE



ELEMENTO IN MARMO  
MARBLE ELEMENT



### DOTAZIONE

Nr. 2 cassettoni e 4 cassetti che scorrono su guide a estrazione totale con chiusura Blumotion. Portata massima per cassetto Kg 30. Elemento in marmo.

**Elemento in marmo:** cm 120x55 H13

**Spazio utile interno:** cm 116x51 H6

### Spazio utile interno cassetti

**(A):** cm 51x42 H14

**(B):** cm 51x42 H6

**(C):** cm 51x42 H4

### EQUIPMENT

Nr. 2 large drawers and 4 small drawers that glide on fully extractable guides with Blumotion soft-close system. Maximum load per drawer is 30 Kg. Marble element.

**Marble element:** cm 120x55 H13

**Internal dimension:** cm 116x51 H6

### Drawers internal dimension

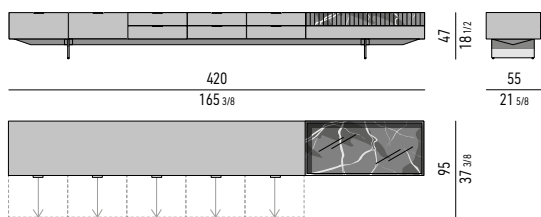
**(A):** cm 51x42 H14

**(B):** cm 51x42 H6

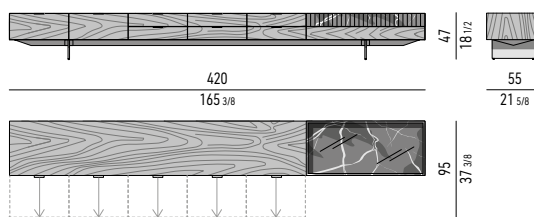
**(C):** cm 51x42 H4

## CONTENITORE LIVING CON 2 CASSETTONI, 6 CASSETTI ED ELEMENTO IN MARMO CM 420X55 H47 - MOD. I LIVING SIDEBOARD WITH 2 LARGE DRAWERS, 6 SMALL DRAWERS AND MARBLE ELEMENT CM 420X55 H47 - MOD. I

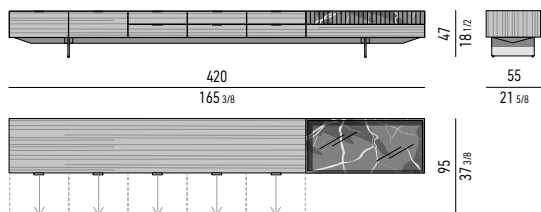
### STRUTTURA LACCATO LUCIDO GLOSSY LACQUERED STRUCTURE



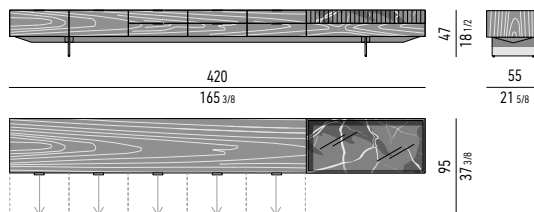
### STRUTTURA PALISSANDRO SANTOS PALISANDER SANTOS STRUCTURE



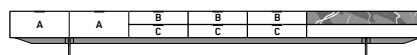
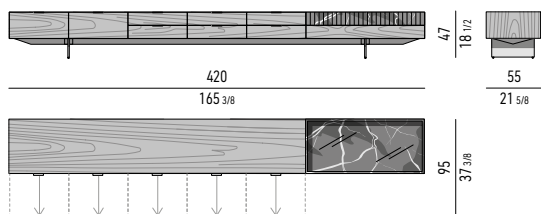
### STRUTTURA ROVERE MIELE HONEY OAK STRUCTURE



### STRUTTURA FRASSINO LIQUIRIZIA LICORICE ASH STRUCTURE



### STRUTTURA FRASSINO TABACCO TOBACCO ASH STRUCTURE



### DOTAZIONE

Nr. 2 cassettoni e 6 cassetti che scorrono su guide a estrazione totale con chiusura Blumotion. Portata massima per cassetto Kg 30. Elemento in marmo.

**Elemento in marmo:** cm 120x55 H13

**Spazio utile interno:** cm 116x51 H6

### Spazio utile interno cassetti

**(A):** cm 51x42 H14

**(B):** cm 51x42 H6

**(C):** cm 51x42 H4

### EQUIPMENT

Nr. 2 large drawers and 6 small drawers that glide on fully extractable guides with Blumotion soft-close system. Maximum load per drawer is 30 Kg. Marble element.

**Marble element:** cm 120x55 H13

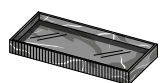
**Internal dimension:** cm 116x51 H6

### Drawers internal dimension

**(A):** cm 51x42 H14

**(B):** cm 51x42 H6

**(C):** cm 51x42 H4

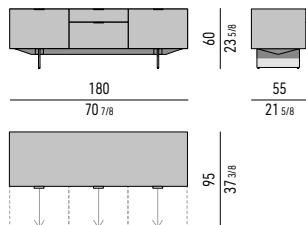


ELEMENTO SUPERIORE IN MARMO  
UPPER ELEMENT IN MARBLE

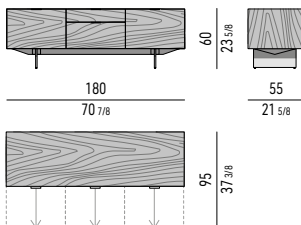
## CONTENITORI "DINING" | "DINING" SIDEBOARDS

CONTENITORE **DINING** CON 3 CASSETTONI E 1 CASSETTO CM **180X55 H60** - **MOD. J**  
**DINING** SIDEBOARD WITH 3 LARGE DRAWERS AND 1 SMALL DRAWER CM **180X55 H60** - **MOD. J**

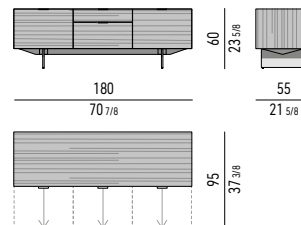
### STRUTTURA LACCATO LUCIDO GLOSSY LACQUERED STRUCTURE



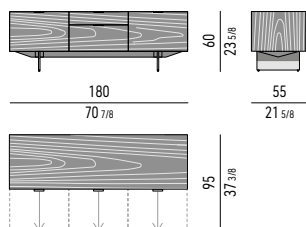
### STRUTTURA PALISSANDRO SANTOS PALISANDER SANTOS STRUCTURE



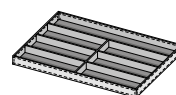
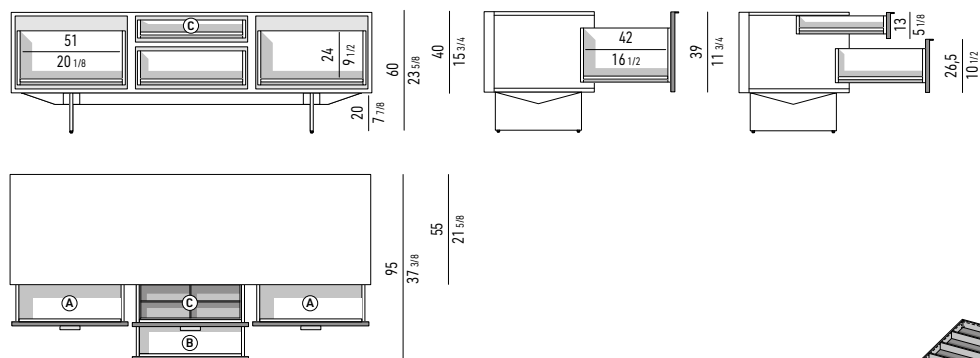
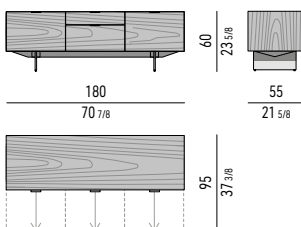
### STRUTTURA ROVERE MIELE HONEY OAK STRUCTURE



### STRUTTURA FRASSINO LIQUIRIZIA LICORICE ASH STRUCTURE



### STRUTTURA FRASSINO TABACCO TOBACCO ASH STRUCTURE



#### DOTAZIONE

Nr. 3 cassettoni e 1 cassetto che scorrono su guide a estrazione totale con chiusura Blumotion. Portata massima per cassetto Kg 30.

#### DOTAZIONE INTERNA

Nr. 1 vassoio portaposate in cuoio color Nero dotato di divisori, riposto nel cassetto (C).

#### Spazio utile interno cassetti

(A): cm 51x42 H24  
 (B): cm 51x42 H14

#### EQUIPMENT

Nr. 3 large drawers and 1 small drawer that glide on fully extractable guides with Blumotion soft-close system. Maximum load per drawer is 30 Kg.

#### INTERIOR EQUIPMENT

Nr. 1 cutlery tray in Black colour saddle-hide, with dividers, located in the (C) drawer.

#### Drawers internal dimension

(A): cm 51x42 H24  
 (B): cm 51x42 H14

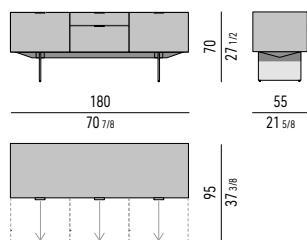
#### VASSOIO PORTAPOSATE | CUTLERY TRAY: CM 51X36 H3,5

Scomparto grande | big section: cm 49,5x8,5 H2,5  
 Scomparto piccolo | small section: cm: 24,5x8 H2,5

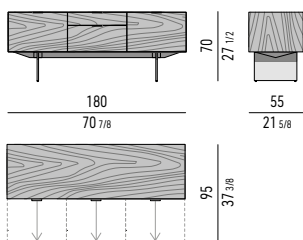


CONTENITORE **DINING** CON 3 CASSETTONI E 1 CASSETTO CM **180X55 H70** - **MOD. K**  
**DINING** SIDEBOARD WITH 3 LARGE DRAWERS AND 1 SMALL DRAWER CM **180X55 H70** - **MOD. K**

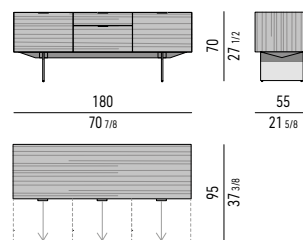
## STRUTTURA LACCATO LUCIDO GLOSSY LACQUERED STRUCTURE



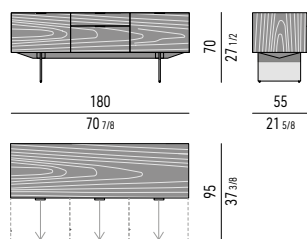
## STRUTTURA PALISSANDRO SANTOS PALISANDER SANTOS STRUCTURE



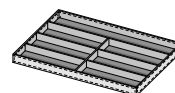
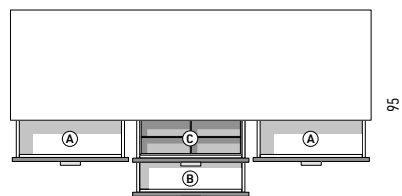
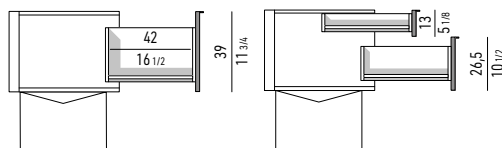
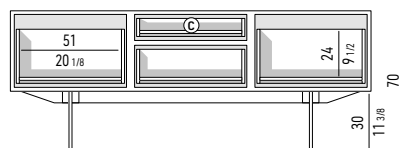
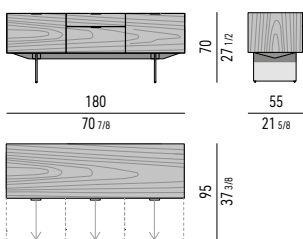
## STRUTTURA ROVERE MIELE HONEY OAK STRUCTURE



## STRUTTURA FRASSINO LIQUIRIZIA LICORICE ASH STRUCTURE



## STRUTTURA FRASSINO TABACCO TOBACCO ASH STRUCTURE



### DOTAZIONE

Nr. 3 cassettoni e 1 cassetto che scorrono su guide a estrazione totale con chiusura Blumotion. Portata massima per cassetto Kg 30.

### DOTAZIONE INTERNA

Nr. 1 vassoio portaposate in cuoio color Nero dotato di divisori, riposto nel cassetto (C).

### Spazio utile interno cassetti

(A): cm 51x42 H24  
 (B): cm 51x42 H14

### EQUIPMENT

Nr. 3 large drawers and 1 small drawer that glide on fully extractable guides with Blumotion soft-close system. Maximum load per drawer is 30 Kg.

### INTERIOR EQUIPMENT

Nr. 1 cutlery tray in Black colour saddle-hide, with dividers, located in the (C) drawer.

### Drawers internal dimension

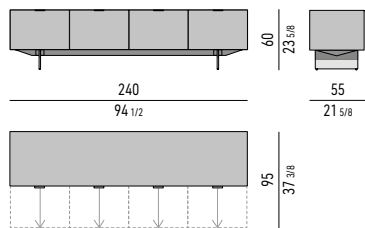
(A): cm 51x42 H24  
 (B): cm 51x42 H14

### VASSOIO PORTAPOSATE | CUTLERY TRAY: CM 51X36 H3,5

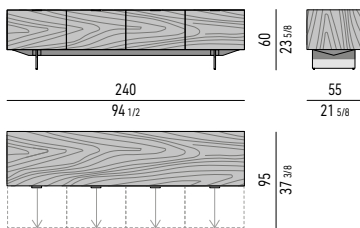
Scoperto grande | big section: cm 49,5x8,5 H2,5  
 Scoperto piccolo | small section: cm 24,5x8 H2,5

CONTENITORE DINING CON 4 CASSETTONI CM 240X55 H60 - MOD. L  
 DINING SIDEBOARD WITH 4 LARGE DRAWERS CM 240X55 H60 - MOD. L

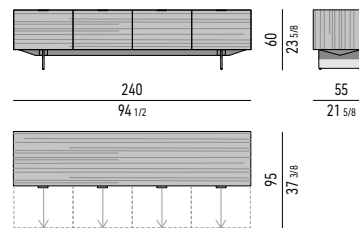
## STRUTTURA LACCATO LUCIDO GLOSSY LACQUERED STRUCTURE



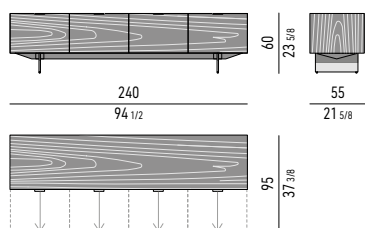
## STRUTTURA PALISSANDRO SANTOS PALISANDER SANTOS STRUCTURE



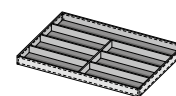
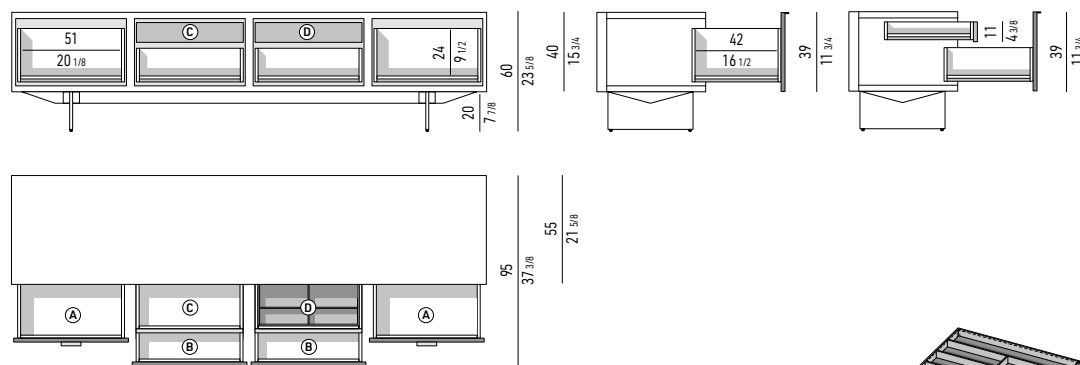
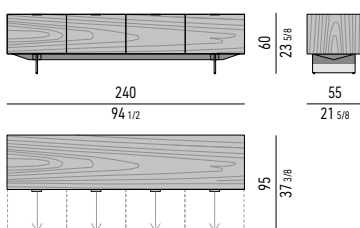
## STRUTTURA ROVERE MIELE HONEY OAK STRUCTURE



## STRUTTURA FRASSINO LIQUIRIZIA LICORICE ASH STRUCTURE



## STRUTTURA FRASSINO TABACCO TOBACCO ASH STRUCTURE



### DOTAZIONE

Nr. 4 cassettoni che scorrono su guide a estrazione totale con chiusura Blumotion. Portata massima per cassetto Kg 30.

### DOTAZIONE INTERNA

Nr. 2 cassetti (C, D) che scorrono su guide a estrazione totale con chiusura Blumotion. Portata massima per cassetto Kg 30.  
 Nr. 1 vassoio portaposate in cuoio color Nero dotato di divisori, riposto nel cassetto (D).

### Spazio utile interno cassetti

- (A): cm 51x42 H24
- (B): cm 51x42 H14
- (C): cm 51x42 H6

### EQUIPMENT

Nr. 4 large drawers that glide on fully extractable guides with Blumotion soft-close system. Maximum load per drawer is 30 Kg.

### INTERIOR EQUIPMENT

Nr. 2 small drawers (C, D) that glide on fully extractable guides with Blumotion soft-close system. Maximum load per drawer is 30 Kg.  
 Nr. 1 cutlery tray in Black colour saddle-hide, with dividers, located in the (D) drawer.

### Drawers internal dimension

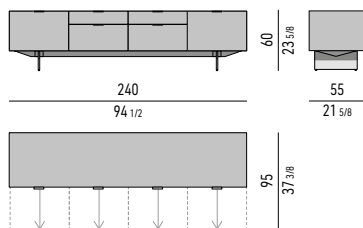
- (A): cm 51x42 H24
- (B): cm 51x42 H14
- (C): cm 51x42 H6

### VASSOIO PORTAPOSATE | CUTLERY TRAY: CM 51X36 H3,5

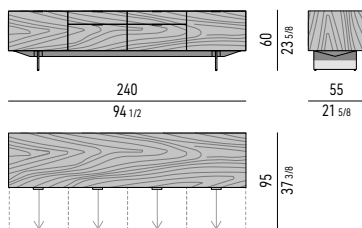
Scoperto grande | big section: cm 49,5x8,5 H2,5  
 Scoperto piccolo | small section cm: 24,5x8 H2,5

CONTENITORE **DINING** CON 4 CASSETTONI E 2 CASSETTI CM **240X55 H60** - **MOD. M**  
**DINING** SIDEBOARD WITH 4 LARGE DRAWERS AND 2 SMALL DRAWERS CM **240X55 H60** - **MOD. M**

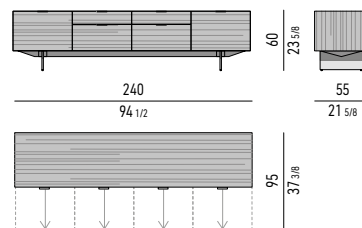
## STRUTTURA LACCATO LUCIDO GLOSSY LACQUERED STRUCTURE



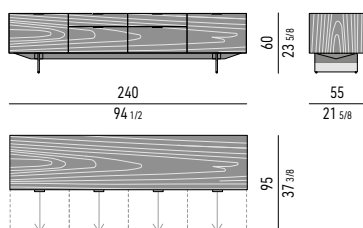
## STRUTTURA PALISSANDRO SANTOS PALISANDER SANTOS STRUCTURE



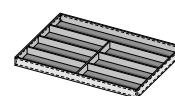
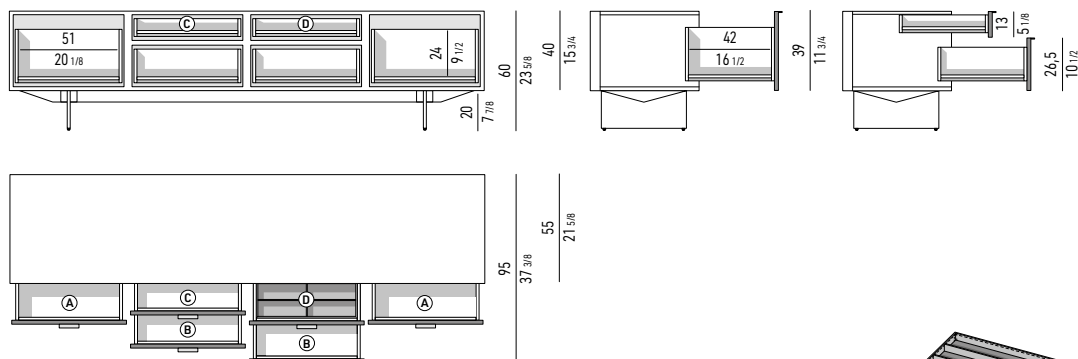
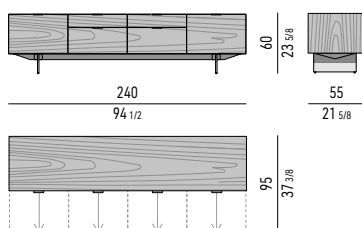
## STRUTTURA ROVERE MIELE HONEY OAK STRUCTURE



## STRUTTURA FRASSINO LIQUIRIZIA LICORICE ASH STRUCTURE



## STRUTTURA FRASSINO TABACCO TOBACCO ASH STRUCTURE



### DOTAZIONE

Nr. 4 cassettoni e 2 cassetti che scorrono su guide a estrazione totale con chiusura Blumotion. Portata massima per cassetto Kg 30.

### DOTAZIONE INTERNA

Nr. 1 vassoio portaposate in cuoio color Nero dotato di divisori, riposto nel cassetto (D).

### Spazio utile interno cassetti

(A): cm 51x42 H24  
 (B): cm 51x42 H14  
 (C): cm 51x42 H6

### EQUIPMENT

Nr. 4 large drawers and 2 small drawers that glide on fully extractable guides with Blumotion soft-close system. Maximum load per drawer is 30 Kg.

### INTERIOR EQUIPMENT

Nr. 1 cutlery tray in Black colour saddle-hide, with dividers, located in the (D) drawer.

### Drawers internal dimension

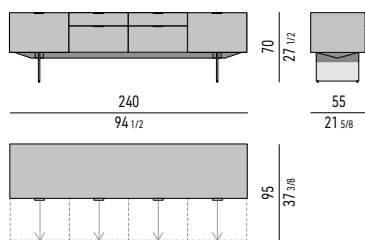
(A): cm 51x42 H24  
 (B): cm 51x42 H14  
 (C): cm 51x42 H6

### VASSOIO PORTAPOSATE | CUTLERY TRAY: CM 51X36 H3,5

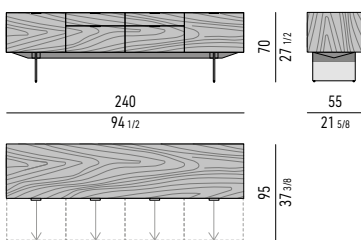
Scomparto grande | big section: cm 49,5x8,5 H2,5  
 Scomparto piccolo | small section: cm 24,5x8 H2,5

CONTENITORE **DINING** CON 4 CASSETTONI E 2 CASSETTI CM **240X55 H70** - **MOD. N**  
**DINING** SIDEBOARD WITH 4 LARGE DRAWERS AND 2 SMALL DRAWERS CM **240X55 H70** - **MOD. N**

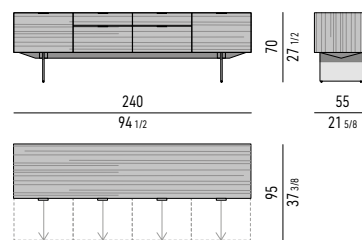
## STRUTTURA LACCATO LUCIDO GLOSSY LACQUERED STRUCTURE



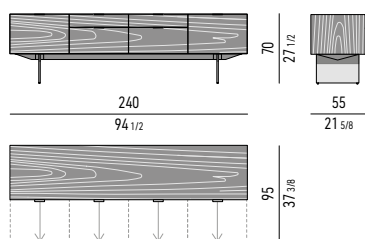
## STRUTTURA PALISSANDRO SANTOS PALISANDER SANTOS STRUCTURE



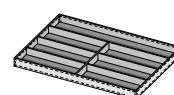
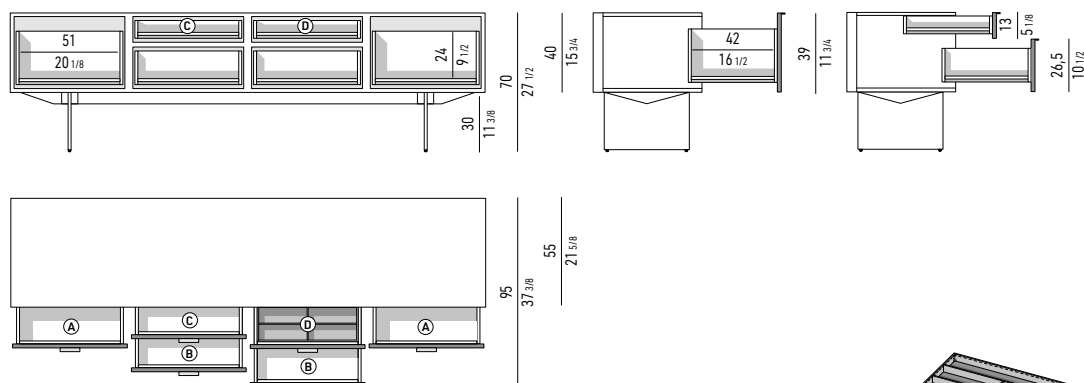
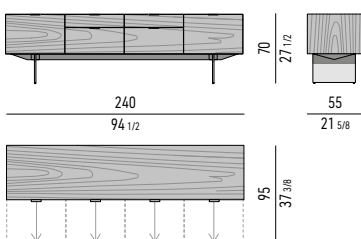
## STRUTTURA ROVERE MIELE HONEY OAK STRUCTURE



## STRUTTURA FRASSINO LIQUIRIZIA LICORICE ASH STRUCTURE



## STRUTTURA FRASSINO TABACCO TOBACCO ASH STRUCTURE



### DOTAZIONE

Nr. 4 cassettoni e 2 cassetti che scorrono su guide a estrazione totale con chiusura Blumotion. Portata massima per cassetto Kg 30.

### DOTAZIONE INTERNA

Nr. 1 vassoio portaposate in cuoio color Nero dotato di divisori, riposto nel cassetto (D).

### Spazio utile interno cassetti

(A): cm 51x42 H24  
 (B): cm 51x42 H14  
 (C): cm 51x42 H6

### EQUIPMENT

Nr. 4 large drawers and 2 small drawers that glide on fully extractable guides with Blumotion soft-close system. Maximum load per drawer is 30 Kg.

### INTERIOR EQUIPMENT

Nr. 1 cutlery tray in Black colour saddle-hide, with dividers, located in the (D) drawer.

### Drawers internal dimension

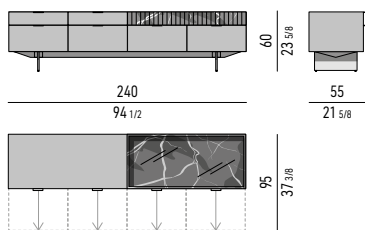
(A): cm 51x42 H24  
 (B): cm 51x42 H14  
 (C): cm 51x42 H6

### VASSOIO PORTAPOSATE | CUTLERY TRAY: CM 51X36 H3,5

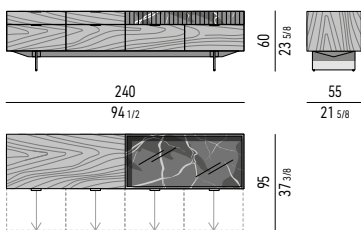
Scomparto grande | big section: cm 49,5X8,5 H2,5  
 Scomparto piccolo | small section: cm: 24,5x8 H2,5

CONTENITORE **DINING** CON 4 CASSETTONI, 2 CASSETTI ED ELEMENTO IN MARMO CM **240X55 H60** - **MOD. 0**  
**DINING** SIDEBOARD WITH 4 LARGE DRAWERS, 2 SMALL DRAWERS AND MARBLE ELEMENT CM **240X55 H60** - **MOD. 0**

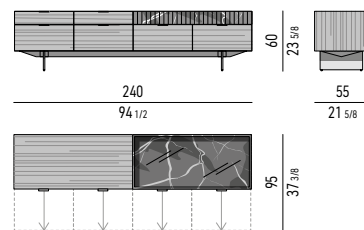
## STRUTTURA LACCATO LUCIDO GLOSSY LACQUERED STRUCTURE



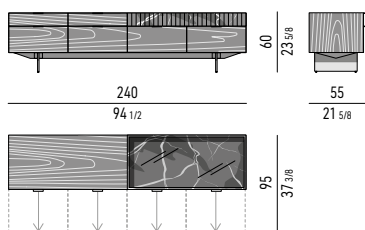
## STRUTTURA PALISSANDRO SANTOS PALISANDER SANTOS STRUCTURE



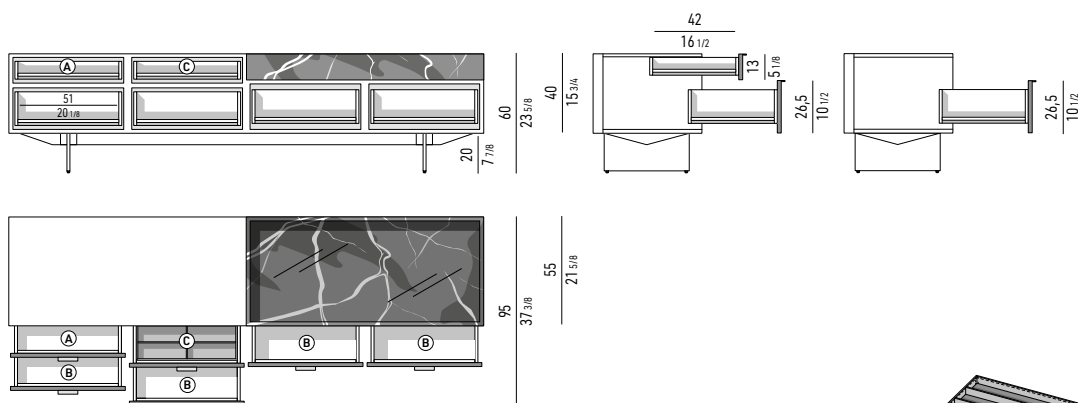
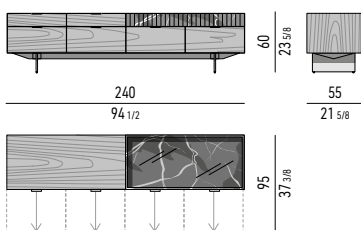
## STRUTTURA ROVERE MIELE HONEY OAK STRUCTURE



## STRUTTURA FRASSINO LIQUIRIZIA LICORICE ASH STRUCTURE



## STRUTTURA FRASSINO TABACCO TOBACCO ASH STRUCTURE



### DOTAZIONE

Nr. 4 cassettoni e 2 cassetti che scorrono su guide a estrazione totale con chiusura Blumotion. Portata massima per cassetto Kg 30. Elemento in marmo.

**Elemento in marmo:** cm 120x55 H13  
**Spazio utile interno:** cm 116x51 H6

### DOTAZIONE INTERNA

Nr. 1 vassoio portaposate in cuoio color Nero dotato di divisori, riposto nel cassetto (C).

**Spazio utile interno cassetti**  
**(A):** cm 51x42 H6  
**(B):** cm 51x42 H14

### EQUIPMENT

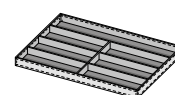
Nr. 4 large drawers and 2 small drawers that glide on fully extractable guides with Blumotion soft-close system. Maximum load per drawer is 30 Kg. Marble element.

**Marble element:** cm 120x55 H13  
**Internal dimension:** cm 116x51 H6

### INTERIOR EQUIPMENT

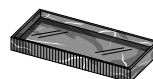
Nr. 1 cutlery tray in Black colour saddle-hide, with dividers, located in the (C) drawer.

**Drawers internal dimension**  
**(A):** cm 51x42 H6  
**(B):** cm 51x42 H14



### VASSOIO PORTAPOSATE | CUTLERY TRAY: CM 51X36 H3,5

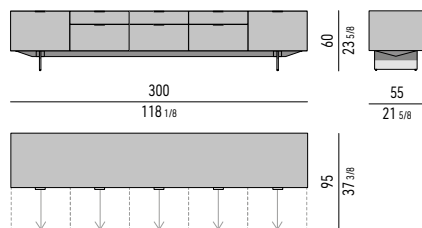
Scoperto grande | big section: cm 49,5x8,5 H2,5  
 Scoperto piccolo | small section: cm 24,5x8 H2,5



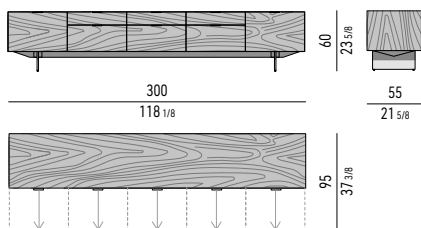
### ELEMENTO IN MARMO MARBLE ELEMENT

CONTENITORE **DINING** CON 5 CASSETTONI E 3 CASSETTI CM **300X55 H60** - **MOD. P**  
**DINING** SIDEBOARD WITH 5 LARGE DRAWERS AND 3 SMALL DRAWERS CM **300X55 H60** - **MOD. P**

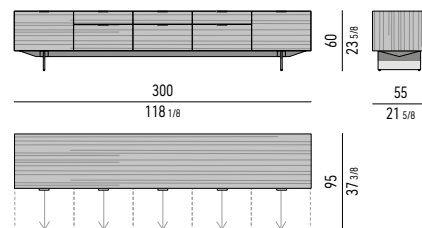
## STRUTTURA LACCATO LUCIDO GLOSSY LACQUERED STRUCTURE



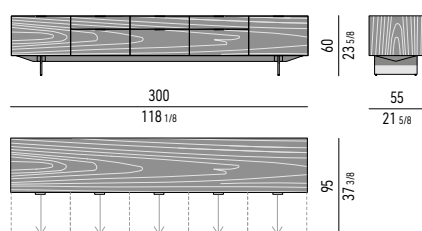
## STRUTTURA PALISSANDRO SANTOS PALISANDER SANTOS STRUCTURE



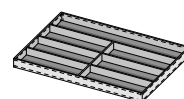
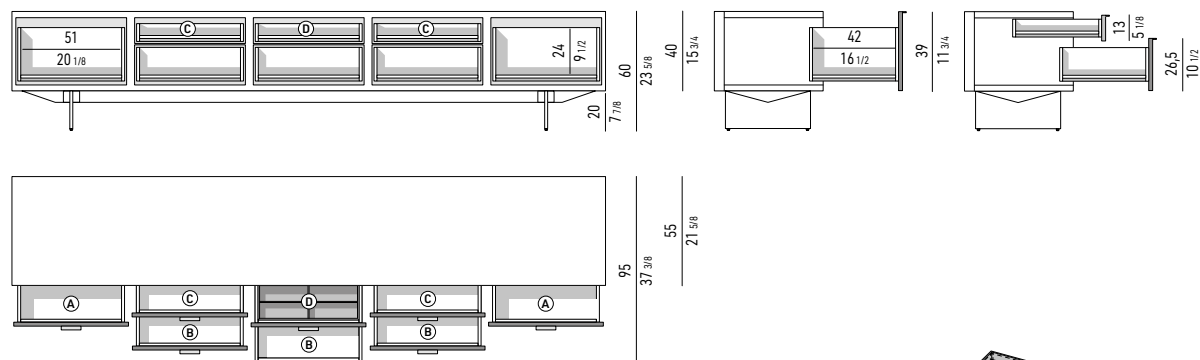
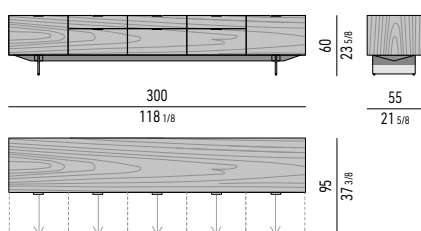
## STRUTTURA ROVERE MIELE HONEY OAK STRUCTURE



## STRUTTURA FRASSINO LIQUIRIZIA LICORICE ASH STRUCTURE



## STRUTTURA FRASSINO TABACCO TOBACCO ASH STRUCTURE



### DOTAZIONE

Nr. 5 cassettoni e 3 cassetti che scorrono su guide a estrazione totale con chiusura Blumotion.  
 Portata massima per cassetto Kg 30.

### DOTAZIONE INTERNA

Nr. 1 vassoio portaposate in cuoio color Nero dotato di divisori, riposto nel cassetto (D).

### Spazio utile interno cassetti

- (A): cm 51x42 H24
- (B): cm 51x42 H14
- (C): cm 51x42 H6

### EQUIPMENT

Nr. 5 large drawers and 3 small drawers that glide on fully extractable guides with Blumotion soft-close system.  
 Maximum load per drawer is 30 Kg.

### INTERIOR EQUIPMENT

Nr. 1 cutlery tray in Black colour saddle-hide, with dividers, located in the (D) drawer.

### Drawers internal dimension

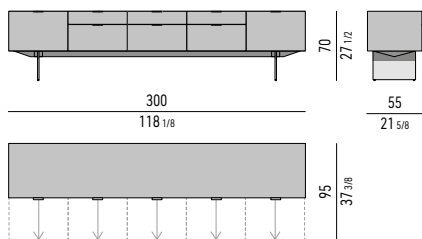
- (A): cm 51x42 H24
- (B): cm 51x42 H14
- (C): cm 51x42 H6

### VASSOIO PORTAPOSATE | CUTLERY TRAY: CM 51X36 H3,5

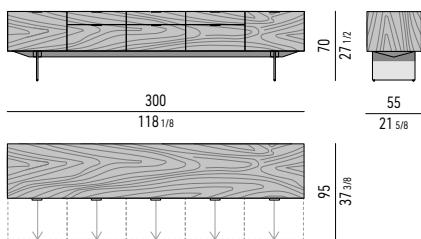
Scomparto grande | big section: cm 49,5X8,5 H2,5  
 Scomparto piccolo | small section cm: 24,5x8 H2,5

CONTENITORE DINING CON 5 CASSETTONI E 3 CASSETTI CM 300X55 H70 - MOD. Q  
 DINING SIDEBOARD WITH 5 LARGE DRAWERS AND 3 SMALL DRAWERS CM 300X55 H70 - MOD. Q

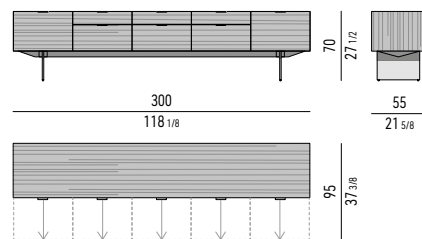
## STRUTTURA LACCATO LUCIDO GLOSSY LACQUERED STRUCTURE



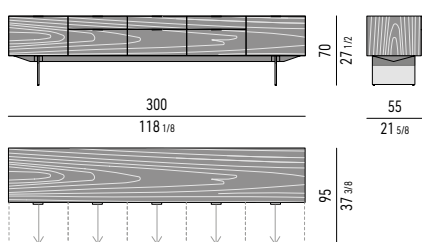
## STRUTTURA PALISSANDRO SANTOS PALISANDER SANTOS STRUCTURE



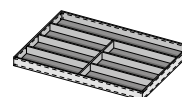
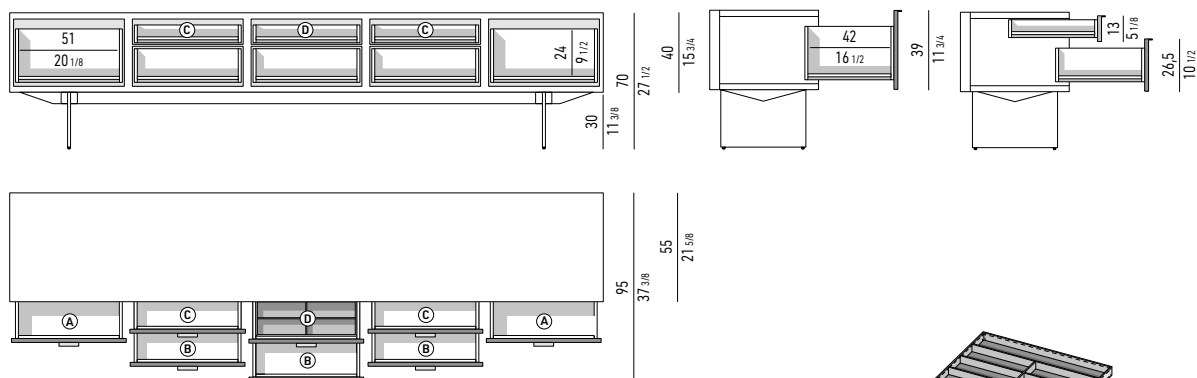
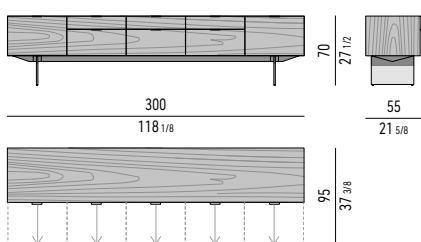
## STRUTTURA ROVERE MIELE HONEY OAK STRUCTURE



## STRUTTURA FRASSINO LIQUIRIZIA LICORICE ASH STRUCTURE



## STRUTTURA FRASSINO TABACCO TOBACCO ASH STRUCTURE



### DOTAZIONE

Nr. 5 cassettoni e 3 cassetti che scorrono su guide a estrazione totale con chiusura Blumotion.  
 Portata massima per cassetto Kg 30.

### DOTAZIONE INTERNA

Nr. 1 vassoio portaposate in cuoio color Nero dotato di divisori, riposto nel cassetto (D).

### Spazio utile interno cassetti

(A): cm 51x42 H24  
 (B): cm 51x42 H14  
 (C): cm 51x42 H6

### EQUIPMENT

Nr. 5 large drawers and 3 small drawers that glide on fully extractable guides with Blumotion soft-close system.  
 Maximum load per drawer is 30 Kg.

### INTERIOR EQUIPMENT

Nr. 1 cutlery tray in Black colour saddle-hide, with dividers, located in the (D) drawer.

### Drawers internal dimension

(A): cm 51x42 H24  
 (B): cm 51x42 H14  
 (C): cm 51x42 H6

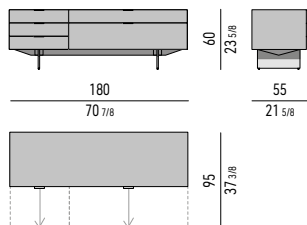
### VASSOIO PORTAPOSATE | CUTLERY TRAY: CM 51X36 H3,5

Scomparto grande | big section: cm 49,5x8,5 H2,5  
 Scomparto piccolo | small section: cm 24,5x8 H2,5

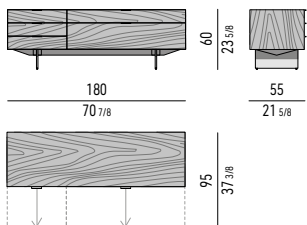
## CONTENITORI "NIGHT" | "NIGHT" SIDEBOARDS

CONTENITORE NIGHT CON 1 CASSETTONE E 4 CASSETTI CM 180X55 H60 - MOD. R  
 NIGHT SIDEBOARD WITH 1 LARGE DRAWER AND 4 SMALL DRAWERS CM 180X55 H60 - MOD. R

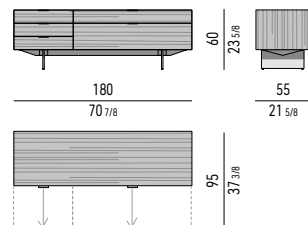
### STRUTTURA LACCATO LUCIDO GLOSSY LACQUERED STRUCTURE



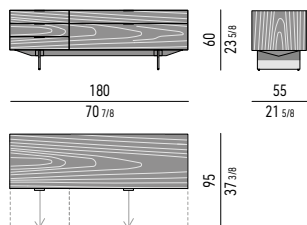
### STRUTTURA PALISSANDRO SANTOS PALISANDER SANTOS STRUCTURE



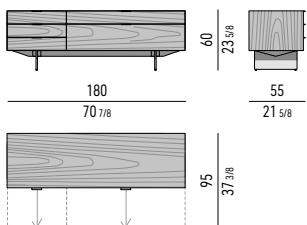
### STRUTTURA ROVERE MIELE HONEY OAK STRUCTURE



### STRUTTURA FRASSINO LIQUIRIZIA LICORICE ASH STRUCTURE



### STRUTTURA FRASSINO TABACCO TOBACCO ASH STRUCTURE



#### DOTAZIONE

Nr. 1 cassettone e 4 cassetti che scorrono su guide a estrazione totale con chiusura Blumotion. Portata massima per cassetto Kg 30.

#### Spazio utile interno cassetti

- (A): cm 51x42 H6
- (B): cm 51x42 H4
- (C): cm 111x42 H6
- (D): cm 111x42 H14

#### EQUIPMENT

Nr. 1 large drawer and 4 small drawers that glide on fully extractable guides with Blumotion soft-close system. Maximum load per drawer is 30 Kg.

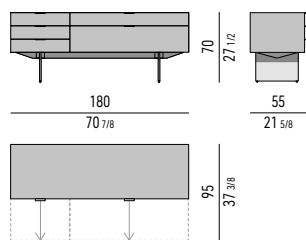
#### Drawers internal dimension

- (A): cm 51x42 H6
- (B): cm 51x42 H4
- (C): cm 111x42 H6
- (D): cm 111x42 H14

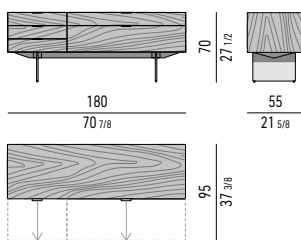


CONTENITORE **NIGHT** CON 1 CASSETTONE E 4 CASSETTI CM **180X55 H70** - **MOD. S**  
**NIGHT** SIDEBOARD WITH 1 LARGE DRAWER AND 4 SMALL DRAWERS CM **180X55 H70** - **MOD. S**

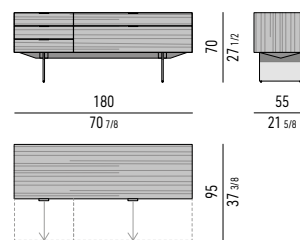
## STRUTTURA LACCATO LUCIDO GLOSSY LACQUERED STRUCTURE



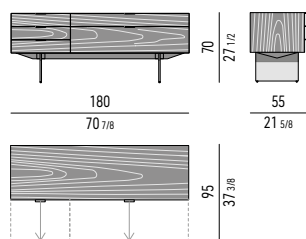
## STRUTTURA PALISSANDRO SANTOS PALISANDER SANTOS STRUCTURE



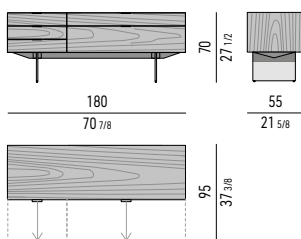
## STRUTTURA ROVERE MIELE HONEY OAK STRUCTURE



## STRUTTURA FRASSINO LIQUIRIZIA LICORICE ASH STRUCTURE



## STRUTTURA FRASSINO TABACCO TOBACCO ASH STRUCTURE



### DOTAZIONE

Nr. 1 cassettone e 4 cassetti che scorrono su guide a estrazione totale con chiusura Blumotion. Portata massima per cassetto Kg 30.

### Spazio utile interno cassetti

- (A): cm 51x42 H6
- (B): cm 51x42 H4
- (C): cm 111x42 H6
- (D): cm 111x42 H14

### EQUIPMENT

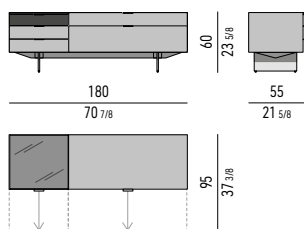
Nr. 1 large drawer and 4 small drawers that glide on fully extractable guides with Blumotion soft-close system. Maximum load per drawer is 30 Kg.

### Drawers internal dimension

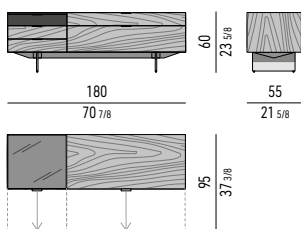
- (A): cm 51x42 H6
- (B): cm 51x42 H4
- (C): cm 111x42 H6
- (D): cm 111x42 H14

CONTENITORE **NIGHT** CON 1 CASSETTONE, 3 CASSETTI E CASSETTO PORTAGIOIE CM **180X55 H60** - **MOD. T**  
**NIGHT** SIDEBORD WITH 1 LARGE DRAWER, 3 SMALL DRAWERS AND JEWELRY DRAWER CM **180X55 H60** - **MOD. T**

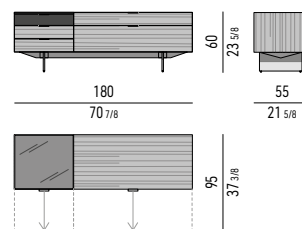
## STRUTTURA LACCATO LUCIDO GLOSSY LACQUERED STRUCTURE



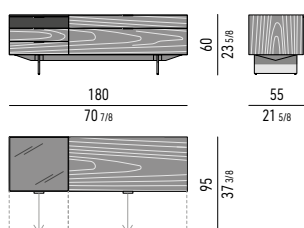
## STRUTTURA PALISSANDRO SANTOS PALISANDER SANTOS STRUCTURE



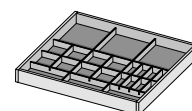
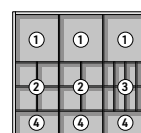
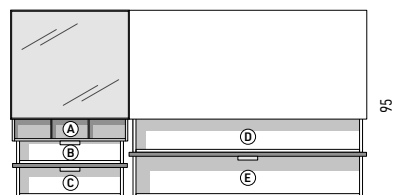
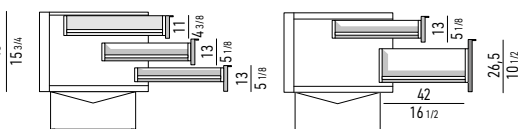
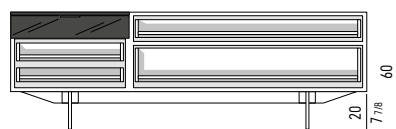
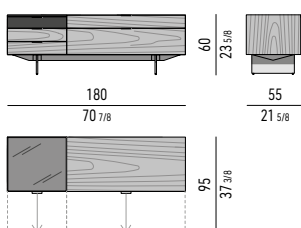
## STRUTTURA ROVERE MIELE HONEY OAK STRUCTURE



## STRUTTURA FRASSINO LIQUIRIZIA LICORICE ASH STRUCTURE



## STRUTTURA FRASSINO TABACCO TOBACCO ASH STRUCTURE



### DOTAZIONE

Nr. 1 cassettone e 3 cassetti che scorrono su guide a estrazione totale con chiusura Blumotion.  
 Portata massima per cassetto Kg 30.  
 Nr. 1 cassetto portagioie (A) che scorre su guide a estrazione totale.  
 Portata massima per cassetto Kg 30.

### Spazio utile interno cassetti

- (B): cm 51x42 H6
- (C): cm 51x42 H4
- (D): cm 111x42 H6
- (E): cm 111x42 H14

### EQUIPMENT

Nr. 1 large drawer and 3 small drawers that glide on fully extractable guides with Blumotion soft-close system.  
 Maximum load per drawer is 30 Kg.  
 Nr. 1 jewellery drawer (A) that glide on fully extractable guides.  
 Maximum load per drawer is 30 Kg.

### Drawers internal dimension

- (B): cm 51x42 H6
- (C): cm 51x42 H4
- (D): cm 111x42 H6
- (E): cm 111x42 H14

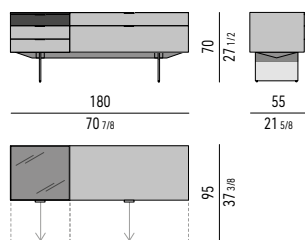
### CASSETTO PORTAGIOIE | JEWELRY DRAWER

Scoperto | section 1: cm 20x18 H3  
 Scoperto | section 2: cm 9x10 H3  
 Scoperto | section 3: cm 4x10 H3  
 Scoperto | section 4: cm 18x10 H3

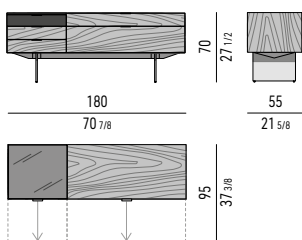
# Minotti

CONTENITORE **NIGHT** CON 1 CASSETTONE, 3 CASSETTI E CASSETTO PORTAGIOIE CM **180X55 H70** - **MOD. U**  
**NIGHT** SIDEBORD WITH 1 LARGE DRAWER, 3 SMALL DRAWERS AND JEWELRY DRAWER CM **180X55 H70** - **MOD. U**

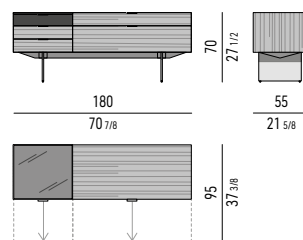
## STRUTTURA LACCATO LUCIDO GLOSSY LACQUERED STRUCTURE



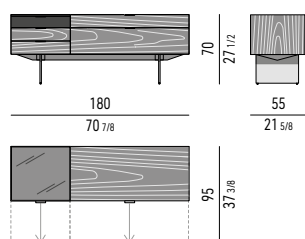
## STRUTTURA PALISSANDRO SANTOS PALISANDER SANTOS STRUCTURE



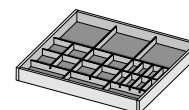
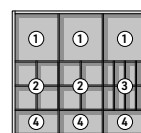
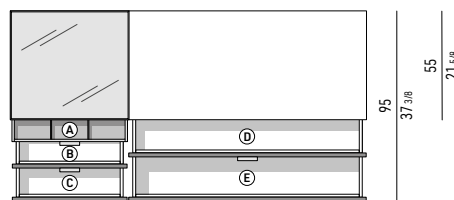
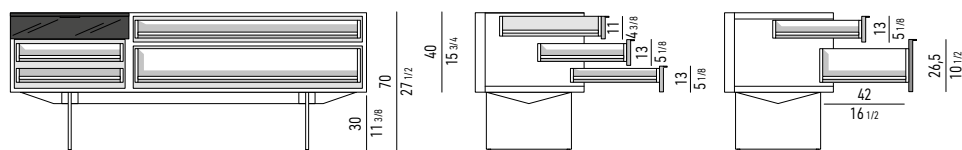
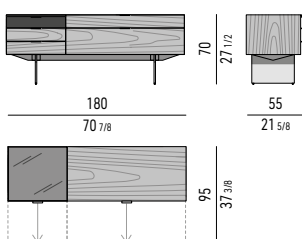
## STRUTTURA ROVERE MIELE HONEY OAK STRUCTURE



## STRUTTURA FRASSINO LIQUIRIZIA LICORICE ASH STRUCTURE



## STRUTTURA FRASSINO TABACCO TOBACCO ASH STRUCTURE



### DOTAZIONE

Nr. 1 cassettone e 3 cassetti che scorrono su guide a estrazione totale con chiusura Blumotion.  
 Portata massima per cassetto Kg 30.  
 Nr. 1 cassetto portagioie **(A)** che scorre su guide a estrazione totale.  
 Portata massima per cassetto Kg 30.

### Spazio utile interno cassetti

- (B):** cm 51x42 H6
- (C):** cm 51x42 H4
- (D):** cm 111x42 H6
- (E):** cm 111x42 H14

### EQUIPMENT

Nr. 1 large drawer and 3 small drawers that glide on fully extractable guides with Blumotion soft-close system.  
 Maximum load per drawer is 30 Kg.  
 Nr. 1 jewelry drawer **(A)** that glide on fully extractable guides.  
 Maximum load per drawer is 30 Kg.

### Drawers internal dimension

- (B):** cm 51x42 H6
- (C):** cm 51x42 H4
- (D):** cm 111x42 H6
- (E):** cm 111x42 H14

### CASSETTO PORTAGIOIE | JEWELRY DRAWER

- Scomparto | section 1: cm 20x18 H3
- Scomparto | section 2: cm 9x10 H3
- Scomparto | section 3: cm 4x10 H3
- Scomparto | section 4: cm 18x10 H3