







Arm chair







RY







HARDWOOD

	Soaped oak
	White oiled oak
	Oiled oak
	Oiled walnut
	Smoke stain, lacq. oak
	Black lacq. oak







SEMI-ANILINE LEATHER
RANGE: SPECTRUM

	Ginger
	Tan
	Havanna
	Ruby
	Moss
	Black

ANILINE LEATHER
RANGE: SOFT

	Natural
	Cognac
	Brown
	Black

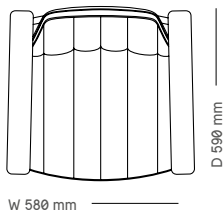
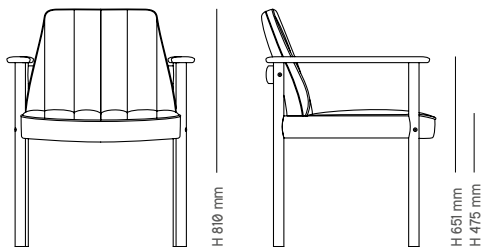
TEXTILE GROUP 1

	Blackenedblue
	Darkgrey
	Lightgrey
	Apricot
	Burgundy
	Slate

TEXTILE GROUP 2

	Blackenedwhite
	Darkolive
	White

Ry



Ry has solid wood as the main material, so that the true craftsmanship in this product can be showcased at its best. Sven Ivar Dysthe graduated from the Royal College of Art in 1954. He designed Ry in a way that make it efficient for production. The dining chair and armchair can be manufactured with many of the same parts where only minor changes and additions, such as the armrests, are needed. There are many details to both versions of the chair, but the main attraction is probably the connection between the backrest and the horizontal leg stretcher, this subtle detail exemplifies the brilliance of Dysthe's design. The overall style of the chair, with voluminous upholstery and great comfort makes this chair a true 1960s classic. Now it's finally back in production!

Designed in 1961