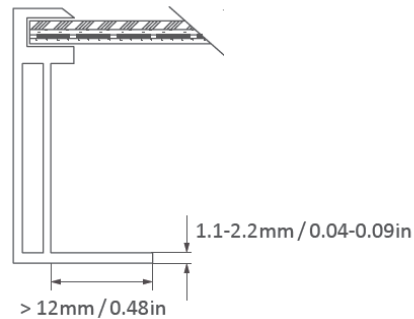


Application Note - Installing Frame-Mounted Power Optimizers

Frame-mounted power optimizers are mounted directly on the module frame in rail-less racking systems. Mounting the power optimizers in advance saves installation time.

You can mount the power optimizer at any point of the frame. The supported module frame cross-section is 1.1-2.2 mm / 0.04-0.09 in / 0.04-0.09 in.



► To install a frame-mounted power optimizer on a PV module:

1. Insert the bracket back plate underneath the module frame.

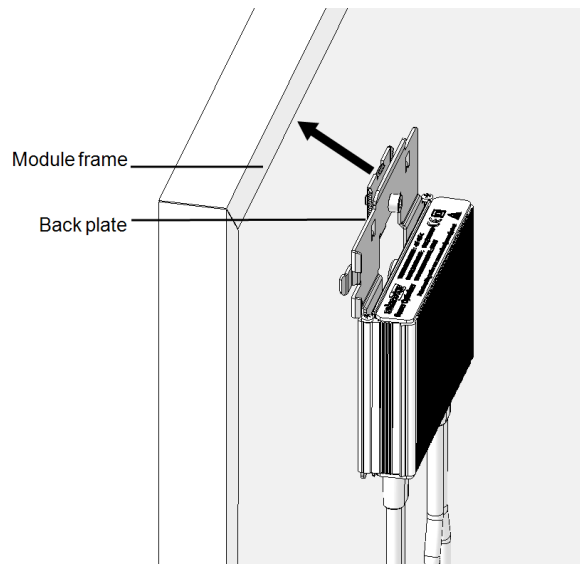


Figure 1: Mounting the power optimizer on the module frame

2. Fasten the screw, applying torque: of $15\text{ N}\cdot\text{M} / 11\text{ ft}\cdot\text{lb}$

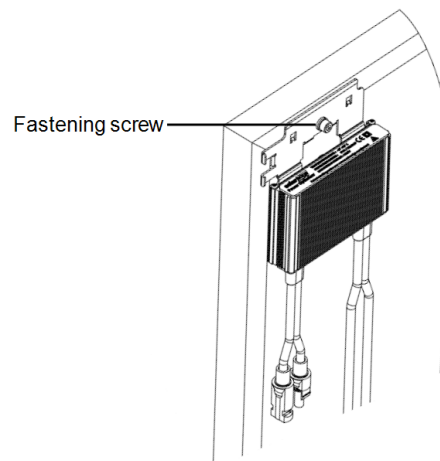


Figure 2: Fastening the power optimizer to the PV module