

SUNNY TRIPOWER 8.0 / 10.0 with SMA SMART CONNECTED



STP8.0-3AV-40 / STP10.0-3AV-40



**Intelligent service with
SMA Smart Connected**

Compact

- One-person installation due to low weight of 20.5 kg
- Compact design means minimum space requirements

Easy to use

- 100% plug and play installation
- Free online monitoring via Sunny Places
- Automated service thanks to SMA Smart Connected

High yields

- Use of surplus energy through dynamic active power limitation
- Shade management with OptiTrac Global Peak or integrated TS4-R communication

Combinable

- Intelligent energy management and storage solutions can be added anytime
- Can be combined with TS4-R components for module optimization

SUNNY TRIPOWER 8.0 / 10.0

Higher yields for private homes – intelligent solar power generation

The new Sunny Tripower 8.0–10.0 ensures maximum energy yields for private homes. This inverter combines the integrated SMA Smart Connected service with intelligent technology for all ambient conditions. Thanks to its extremely light design, the device can be installed quickly and easily. The Sunny Tripower can be commissioned quickly via smartphone or tablet thanks to its integrated web interface. For specific requirements on the roof, such as shading, the TS4-R module optimizers can be added into the system, with all communication and monitoring facilitated through the inverter. Current communication standards make the inverter future-proof, meaning intelligent energy management solutions as well as SMA storage solutions can be flexibly added anytime.

SMA SMART CONNECTED

Integrated service for ease and comfort

SMA Smart Connected* is free monitoring of an inverter via the SMA Sunny Portal. If an inverter fails, SMA proactively informs the PV system owner and the installer. This saves valuable working time and costs.

With SMA Smart Connected, the installer benefits from rapid diagnoses by SMA. They can thus quickly rectify the fault and score points with the customer thanks to the additional, attractive services.



ACTIVATION OF SMA SMART CONNECTED

During registration of the system in the Sunny Portal, the installer activates SMA Smart Connected and benefits from automatic inverter monitoring by SMA.




AUTOMATIC INVERTER MONITORING

SMA takes on the job of inverter monitoring with SMA Smart Connected. SMA automatically checks the individual inverters for anomalies around the clock during operation. Every customer thus benefits from SMA's many years of experience.



PROACTIVE COMMUNICATION IN THE EVENT OF FAULTS

After a fault has been diagnosed and analyzed, SMA informs the installer and end customer immediately by email. Everyone is thus optimally prepared for the troubleshooting process. This minimizes downtime and saves time and money. Regular power reports also provide valuable information about the overall system.



REPLACEMENT SERVICE

If a replacement device is necessary, SMA automatically supplies a new inverter within one to three days of the fault diagnosis. The installer can contact the PV system operator of their own accord and replace the inverter.

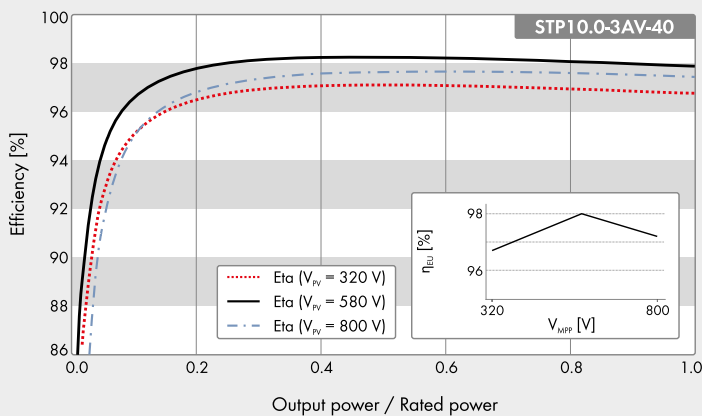


PERFORMANCE SERVICE

The PV system operator can claim compensation from SMA if the replacement inverter is not delivered within three days.

* Details: see document "Description of Services – SMA SMART CONNECTED"

Efficiency curve



Accessories (optional)

TS4-R-X

- M: Monitoring
- S: Shutdown
- O: Optimization

Gateway (GTWY) SMA Energy Meter

● Standard features ○ Optional features – not available
 Data in nominal conditions
 Last updated: December 2018

Technical data

Input (DC)

Max. PV array power
Max. input voltage
MPP voltage range
Rated input voltage
Min. input voltage / initial input voltage
Max. input current input A / input B
Max. DC short-circuit current input A / input B
Number of independent MPP inputs / strings per MPP input

Output (AC)

Rated power (at 230 V, 50 Hz)
Max. apparent AC power
Nominal AC voltage
AC voltage range
AC grid frequency / range
Rated grid frequency / rated grid voltage
Max. output current
Power factor at rated power / displacement power factor adjustable
Feed-in phases / connection phases

Efficiency

Max. efficiency / European efficiency

Protective devices

Input-side disconnection point
Ground fault monitoring / grid monitoring
DC reverse polarity protection / AC short circuit current capability / galvanically isolated
All-pole-sensitive residual-current monitoring unit
Protection class (according to IEC 62103) / surge category (according to IEC 60664-1)

General data

Dimensions (W / H / D)
Weight
Operating temperature range
Noise emission, typical
Self-consumption (at night)
Topology / cooling method
Degree of protection (according to IEC 60529)
Climatic category (according to IEC 60721-3-4)
Max. permissible value for relative humidity (non-condensing)

Features

DC connection / AC connection
Display via smartphone, tablet, laptop
Interfaces: WLAN / Ethernet / RS485
Communication protocols
Shade management: OptiTrac Global Peak / TS4-R
Warranty: 5 / 10 / 15 years
Certificates and permits (more available upon request)

Certificates and approvals (planned)

Country availability of SMA Smart Connected
Type designation

Sunny Tripower 8.0

15000 Wp
1000 V
260 V to 800 V
580 V
125 V / 150 V
20 A / 12 A
30 A / 18 A
2 / A:2; B:1

Sunny Tripower 10.0

15000 Wp
1000 V
320 V to 800 V
580 V
125 V / 150 V
20 A / 12 A
30 A / 18 A
2 / A:2; B:1

8000 W
8000 VA

10000 W
10000 VA
3 / N / PE; 220 V / 380 V
3 / N / PE; 230 V / 400 V
3 / N / PE; 240 V / 415 V
180 V to 280 V
50 Hz / 45 Hz to 55 Hz
60 Hz / 55 Hz to 65 Hz
50 Hz / 230 V

3 x 12.1 A
1 / 0.8 overexcited to 0.8 underexcited
3 / 3

98.3 % / 97.7 %

98.3 % / 98.0 %

●
● / ●
● / ● / -
●
I / III

460 mm / 497 mm / 176 mm (18.1 inches / 19.6 inches / 6.9 inches)

20.5 kg (45.2 lbs)

-25 °C to +60 °C (-13 °F to +140 °F)

30 dB(A)

5.0 W

Transformerless / convection

IP65

4K4H

100%

SUNCLIX / AC connector

●
● / ● / ●

Modbus (SMA, Sunspec), Webconnect, SMA Data, TS4-R
--

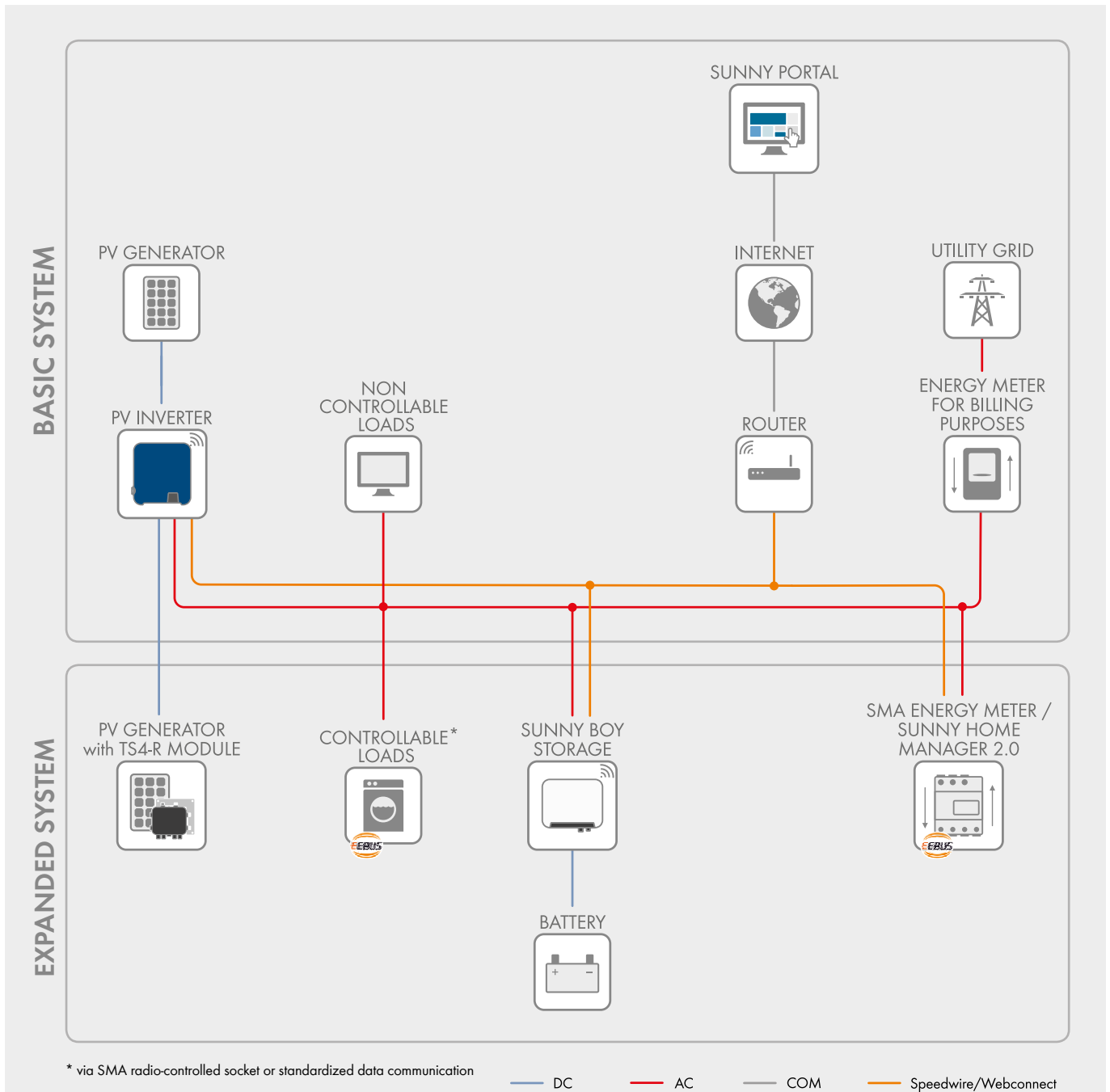
● / ○
● / ○ / ○

AS 4777.2, C10/11, CE, CEI 0-21, EN 50438, G59/3-4, G83/2-1, DIN EN 62109 / IEC 62109, NEN-EN50438, ÖVE/ÖNORM E 8001-4-712 & TOR D4, PPC, PPDS, RD1699, SI4777, TR3.2.1, UTE C15-712, VDE-AR-N 4105, VDE0126-1-1, VFR 2014
DEWA, IEC 61727, IEC 62116, IEC-EN50438, MEA, NBR16149, NT_Ley20.571, PEA, TR3.2.2

AU, AT, BE, CH, DE, ES, FR, IT, LU, NL, UK
--

STP8.0-3AV-40

STP10.0-3AV-40



BASIC SYSTEM functions

- Easy commissioning via integrated WLAN and Speedwire interface
- Maximum transparency thanks to visualization in Sunny Portal / Sunny Places
- Safe investment through SMA Smart Connected
- Modbus as interface for third-party providers

Expanded SYSTEM FUNCTIONS

- Basic system functions
- Reduction in purchased electricity and increase in self-consumption through use of stored solar energy
- Maximum energy use thanks to forecast-based charging
- Increased self-consumption thanks to intelligent load control
- Maximum system yield through Smart module technology

With SMA Energy Meter

- Maximum system usage through dynamic limiting of feed-in to the grid between 0% and 100%
- Visualization of energy consumption