

HYUNDAI SOLAR MODULE

HG
SERIES

G12 PERC Shingled

HiE-S430HG (FB) HiE-S435HG (FB)
HiE-S440HG (FB) HiE-S445HG (FB)



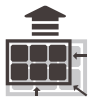
Shingled
Technology



For Both Residen-
tial & Commercial
Applications



More Power
Generation
In Low Light



G12 PERC Shingled



Anti-LID / PID



Mechanical Strength

G12 PERC Shingled Technology provides ultra-high efficiency with better performance in low irradiation. Maximizes installation capacity in limited space.

Both LID (Light Induced Degradation) and PID (Potential Induced Degradation) are strictly eliminated to ensure higher actual yield during lifetime.

Tempered glass and reinforced frame design withstand rigorous weather conditions such as heavy snow and strong wind.



Reliable Warranty



Corrosion Resistant



UL / VDE Test Labs

Global Brand with powerful financial strength provide reliable 25-year warranty (Australia and Europe Only)

Various tests under harsh environmental conditions such as ammonia and salt-mist passed

Hyundai's R&D center is an accredited test laboratory of both UL and VDE.

Hyundai's Warranty Provisions



• 25-Year Product Warranty
· On material and workmanship
Australia and Europe Only



• 25-Year Performance Warranty
· Initial year: 98.0%
· Linear warranty after second year:
with 0.55%p annual degradation,
84.80% is guaranteed up to 25 years

About Hyundai Energy Solutions

Established in 1972, Hyundai Heavy Industries Group is one of the most trusted names in the heavy industries sector and is a Fortune 500 company. As a global leader and innovator, Hyundai Heavy Industries is committed to building a future growth engine by developing and investing heavily in the field of renewable energy.

As a core energy business entity of HHI, Hyundai Energy Solutions has strong pride in providing High-quality PV products to more than 3,000 customers worldwide.

Certification



Electrical Characteristics

		Mono-Crystalline Module (HiE-S ₁ HG(FB))			
		445	440	435	430
Nominal Output (P _{mpp})	W	445	440	435	430
Open Circuit Voltage (V _{oc})	V	43.8	43.7	43.6	43.5
Short Circuit Voltage (I _{sc})	A	13.01	12.90	12.79	12.68
Voltage at P _{max} (V _{mpp})	V	36.4	36.3	36.2	36.1
Current at P _{max} (I _{mpp})	A	12.23	12.13	12.02	11.92
Module Efficiency	%	21.4	21.1	20.9	20.7
Cell Type	—	PERC Mono-Crystalline Silicon Shingled			
Maximum System Voltage	V	1,500			
Temperature Coefficient of P _{max}	%/°C	-0.34			
Temperature Coefficient of V _{oc}	%/°C	-0.27			
Temperature Coefficient of I _{sc}	%/°C	0.04			

*All data at STC (Standard Test Conditions). Above data may be changed without prior notice.

*Tolerance of P_{max}: 0~+5W.

* Performance deviation of V_{oc} [V], I_{sc} [A], V_m [V] and I_m [A]: ±3%.

Mechanical Characteristics

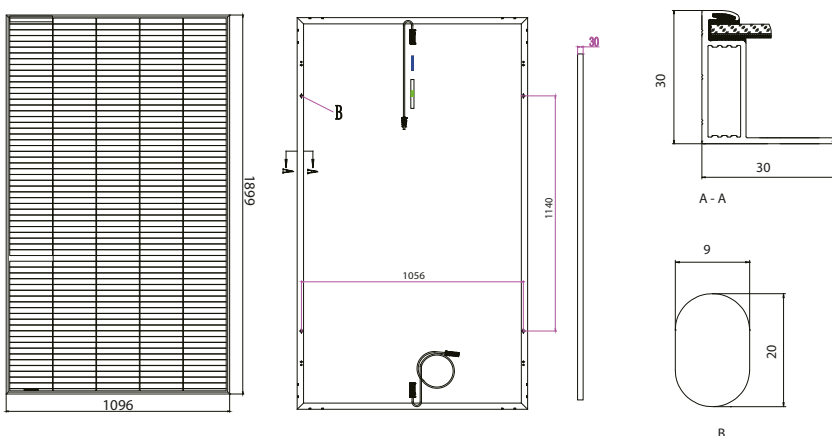
Dimensions	1,899 × 1,096 × 30 mm (L × W × H)		
Weight	21.8kg		
Solar Cells	320 Cells, PERC Mono-crystalline Shingled (210 × 210mm)		
Output Cables	4mm ² , +500mm/-1100mm (Vertical) +220mm/-180mm (Horizontal)	Connector	Stäubli : MC4-Evo2
Junction Box	IP68, TUV&UL, two diodes		
Construction	Front Glass: Tempered glass, 3.2mm Encapsulation: EVA (Ethylene-Vinyl-Acetate)		
Frame	Anodized Aluminum		

Installation Safety Guide

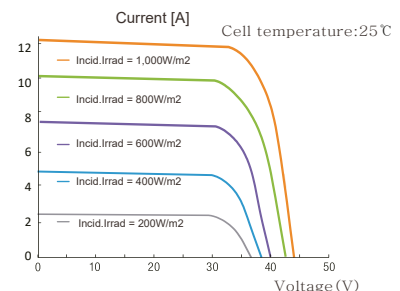
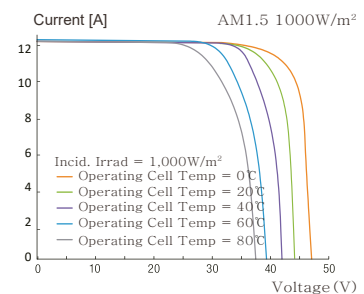
- Only qualified personnel should install or perform maintenance.
- Be aware of dangerous high DC voltage.
- Do not damage or scratch the rear surface of the module.
- Do not handle or install modules when they are wet.

Nominal Operating Cell Temperature	42.3 °C (±2 °C)
Operating Temperature	-40 ~ 85 °C
Maximum System Voltage	DC 1,500 / 1,000 (IEC)
Series Fuse Rating [A]	25
Maximum Surface Load Capacity	Front 5,400 Pa Rear 2,400 Pa

Module Diagram (Unit: mm)



I-V Curves



Manufactured in China

HYUNDAI
ENERGY SOLUTIONS



Sales & Marketing
sales@hyundai-es.co.kr

Printed Date : 06/2022