




GLV231-01	Sigenergy	SigenStor, Sigen Hybrid, Sigen PV Max	
C10/26 - DECLARATION OF CONFORMITY for power-generating units GLV ed2.1.2 (12/2019)			
for the application of annex D "Technical basic requirements regarding the power-generation units" of the Synergrid prescription C10/11 ed2.1 (01/09/2019)			

The undersigned,	Manufacturer: SHANGHAI SIGEN NEW ENERGY TECHNOLOGY CO., L	Represented by: Patrick De Winter
	Address: No. 175 Weizhan Rd. Lin-gang 201304 Shanghai	Country: Belgium
		email: Patrick.dewinter@voltage.be
		Telephone: +32 476838664

the following conditions:

- The power-generating unit complies with the relevant requirements set out in annex D "Technical basic requirements regarding the power-generation units" of the Synergrid prescription C10/11 ed2.1 (01/09/2019).
- In order to substantiate this, a separate technical file has been submitted at least for each separate product series of the 'C10/26 list of power-generating units' of this homologation application. Each technical file shall be drawn up on the basis of a checklist Annex D, duly and correctly completed by the manufacturer, accompanied by all the required proof of conformity.
 - For technical requirements for which the required proof of conformity (column J in checklist annex D) is a declaration of honour by the manufacturer, the manufacturer declares by signing and dating this declaration of conformity the correctness of the information (conform / not conform / not applicable) provided by him or her in columns K, L and M of this checklist.
 - For technical requirements for which the required proof of conformity (column J in checklist Annex D) is a test report or a certificate, the necessary test reports and/or certificates are available * in the technical file:
 - Certificates have been issued by an EN 45011 (or ISO 17065:2012) certification body accredited for these materials
 - Test reports have been established by an ISO 17025:2005 or ISO 17065:2012 laboratory accredited for these tests.



Done at: Shanghai, China		Homologated by Synergrid SYNERGRID/2023 .b.l.-v.z.w.
On: 2023/12/18		Stamp Synergrid & signature Galerie Ravensteingalerij 4/2 BE-1000 Bruxelles/Brussel T.V.A./B.T.W.: BE 0402.958.091
(stamp manufacturer & s Provided by the attachment: C10-GLV_Signed 		

* Transition period till 01/05/2020 (see exceptions in chapter 3 of C10/11 ed 2.1 (01/09/2019)):

If at the time of submission of this homologation application it is not yet possible to submit all the necessary certificates and/or test reports (exception 3), or that the units do not yet have all the required characteristics (exceptions 1 and 2), a temporary homologation may be granted. All necessary certificates and/or test reports must be in the possession of Synergrid at the latest on 30/04/2020 in order to obtain a final homologation. if



POWER-GENERATING UNITS TO BE HOMOLOGATED FOR LIST C10/26 ACCORDING TO THE REQUIREMENTS OF ANNEX D OF THE TECHNICAL PRESCRIPTION C10/11 ed2.1 (01/09/2019)
 2. C10/26 list with power-generating units in accordance with annex D of C10/11 ed2.1 (01/09/2019)
 GLV 231-01 Sigenergy SigenStor- Sigen Hybrid, Sigenergy SP
 checklist ed 2.1.2 (12 2019)

1	2	3	4	5	6		9	10	11					12			13			14	15						
					7	POWER			11	ADDITIONAL CHARACTERISTICS					LIMITATIONS			APPLICATION									
SYNERGRID reference number (GLVxxx-yy-zzzz)	BRAND NAME	Name of the product SERIES	REFERENCE of the model / type of the unit	FIRMWARE VERSION		power control system type EnFluRI	other power control system	P_{app} rated (active) power (W)		S_{app} maximum apparent power (VA)	1-phase or 3-phase	D.3 mitigation automatic separation system	D.4.1 range (0.1 Hz - 0.25 Hz)	D.6.2 power response to underfrequency	D.7.2 active power reduction P(U)	0 compliant power control system provided (e.g. EnFluRI)	D.7.1 only homologated for "small power-generating installations"	D.4.3 connection to MV-network	D.9.1 only homologated for use in mode < 800W	(-)	Solar energy	Wind energy	Backup power system	Energy storage	CHP (combined heat & power)	Other	Temporary homologation (expire on 01/03/2023)
GLV231-01-0001	Sigenergy	SigenStor	SigenStor EC 3.0 SP	V100R001C00	Sigen Sensor SP-DH or Sigen Sensor SP-CT120-DH or Sigen Gateway HomeMax SP or Sigen Gateway Home SP		3,000	3,300	1-phase	X	X	X	X	X				X			X	X					
GLV231-01-0002	Sigenergy	SigenStor	SigenStor EC 3.6 SP	V100R001C00	Sigen Sensor SP-DH or Sigen Sensor SP-CT120-DH or Sigen Gateway HomeMax SP or Sigen Gateway Home SP		3,680	3,680	1-phase	X	X	X	X	X				X			X	X					
GLV231-01-0003	Sigenergy	SigenStor	SigenStor EC 4.0 SP	V100R001C00	Sigen Sensor SP-DH or Sigen Sensor SP-CT120-DH or Sigen Gateway HomeMax SP or Sigen Gateway Home SP		4,000	4,400	1-phase	X	X	X	X	X				X			X	X					
GLV231-01-0004	Sigenergy	SigenStor	SigenStor EC 4.6 SP	V100R001C00	Sigen Sensor SP-DH or Sigen Sensor SP-CT120-DH or Sigen Gateway HomeMax SP or Sigen Gateway Home SP		4,600	5,000	1-phase	X	X	X	X	X				X			X	X					

SYNERGRID a.s.b.l.-v.z.w.
 Galerie Ravensteingalerij 4/2
 BE-1000 Bruxelles/Brussel
 T.V.A./B.T.W BE 0402.938.091

FINAL HOMOLOGATION

C10/26 - homologation - 2. list of power-generating units (12/2019) on the basis of C10/11 ed.2.1 (01/09/2019) - p.1.4



GLV231-01-0005	Sigenergy	SigenStor	SigenStor AC 3.0 SP	V100R001C00	Sigen Sensor SP-DH or Sigen Sensor SP-CT120-DH or Sigen Gateway HomeMax SP or Sigen Gateway Home SP	3,000	3,300	1-phase	X		X	X	X	X												X	X
GLV231-01-0006	Sigenergy	SigenStor	SigenStor AC 3.6 SP	V100R001C00	Sigen Sensor SP-DH or Sigen Sensor SP-CT120-DH or Sigen Gateway HomeMax SP or Sigen Gateway Home SP	3,680	3,680	1-phase	X		X	X	X	X												X	X
GLV231-01-0007	Sigenergy	SigenStor	SigenStor AC 4.0 SP	V100R001C00	Sigen Sensor SP-DH or Sigen Sensor SP-CT120-DH or Sigen Gateway HomeMax SP or Sigen Gateway Home SP	4,000	4,400	1-phase	X		X	X	X	X												X	X
GLV231-01-0008	Sigenergy	SigenStor	SigenStor AC 4.6 SP	V100R001C00	Sigen Sensor SP-DH or Sigen Sensor SP-CT120-DH or Sigen Gateway HomeMax SP or Sigen Gateway Home SP	4,600	5,000	1-phase	X		X	X	X	X												X	X
GLV231-01-0009	Sigenergy	Sigen Hybrid	Sigen Hybrid 3.0 SP	V100R001C00	Sigen Sensor SP-DH or Sigen Sensor SP-CT120-DH or Sigen Gateway HomeMax SP or Sigen Gateway Home SP	3,000	3,300	1-phase	X		X	X	X	X					X						X	X	X
GLV231-01-0010	Sigenergy	Sigen Hybrid	Sigen Hybrid 3.6 SP	V100R001C00	Sigen Sensor SP-DH or Sigen Sensor SP-CT120-DH or Sigen Gateway HomeMax SP or Sigen Gateway Home SP	3,680	3,680	1-phase	X		X	X	X	X					X						X	X	X

SYNERGRID a.s.b.l.-v.z.w.
 Galerie Ravensteingalerij 4/2
 BE-1040 Bryllotte/Brussel
 T.V.A./P.T.W. BE 0402.958.091

C10/26 - homologation - 2. list of power-generating units
 ed2.1.2 (12/2019) on the basis of C10/11 ed.2.1 (01/09/2019)

FINAL
HOMOLOGATION



GLV231-01-0011	Sigenergy	Sigen Hybrid	Sigen Hybrid 4.0 SP	V100R001C00	Sigen Sensor SP-DH or Sigen Sensor SP-CT120-DH or Sigen Gateway HomeMax SP or Sigen Gateway Home SP	4,000	4,400	1-phase	X	X	X	X	X	X	X	X	X	X	X	X
GLV231-01-0012	Sigenergy	Sigen Hybrid	Sigen Hybrid 4.6 SP	V100R001C00	Sigen Sensor SP-DH or Sigen Sensor SP-CT120-DH or Sigen Gateway HomeMax SP or Sigen Gateway Home SP	4,600	5,000	1-phase	X	X	X	X	X	X	X	X	X	X	X	X
GLV231-01-0013	Sigenergy	Sigen PV Max	Sigen PV Max 3.0 SP	V100R001C00	Sigen Sensor SP-DH or Sigen Sensor SP-CT120-DH	3,000	3,300	1-phase	X	X	X	X	X	X	X	X	X	X	X	X
GLV231-01-0014	Sigenergy	Sigen PV Max	Sigen PV Max 3.6 SP	V100R001C00	Sigen Sensor SP-DH or Sigen Sensor SP-CT120-DH	3,680	3,880	1-phase	X	X	X	X	X	X	X	X	X	X	X	X
GLV231-01-0015	Sigenergy	Sigen PV Max	Sigen PV Max 4.0 SP	V100R001C00	Sigen Sensor SP-DH or Sigen Sensor SP-CT120-DH	4,000	4,400	1-phase	X	X	X	X	X	X	X	X	X	X	X	X
GLV231-01-0016	Sigenergy	Sigen PV Max	Sigen PV Max 4.6 SP	V100R001C00	Sigen Sensor SP-DH or Sigen Sensor SP-CT120-DH	4,600	5,000	1-phase	X	X	X	X	X	X	X	X	X	X	X	X

SYNERGRID a.s.b.l. v.z.w.
 Galerie Ravensteingalerij 4/2
 BE-1000 Bruxelles/Brussel
 T.V.A./B.T.W. BE-0402.958.091

EXPLANATIONS FOR THE COMPLETION OF THE TABLE

Column	Title	Remarks
1	SYNERGRID reference number (GLVxxx-yy-zzzz)	In the case of a positive homologation, each C10/26-homologated power-generating unit is given a unique Synergrid reference number: xxx = unique reference of the manufacturer; yy = serial number of manufacturer xxx's record xxx zzzz = unique unit reference for the manufacturer xxx
2	Brand name	Brand name under which the unit is marketed on the Belgian market. <i>Note: "B.I." is the internal Synergrid abbreviation for Declaration of Conformity, based on the Dutch word "Gebruikskeuringverklaring".</i>
3	Name of the product series	Name of the product range. <i>Note: for each separate product range (or each group of units with common characteristics) a separate sheet (as required in sheet 3) together with the corresponding conformity proof documents.</i>
4	Reference of the model / type of the unit	Unique product name or reference. Units of the same product range must be unequivocally distinguished from each other through this name or reference.
5	Fluorine version	Reference of the fluorine version of the unit.
6	power control system type EnFluRI	This case is only applicable for units (suitable for) energy storage, provided with a power control system of type EnFluRI. Name and reference of the power control system of type EnFluRI, compliant to the requirements in C10/11 ed.2.1 (01/09/2019) §4.1.7 and §7.11.2.1.
7	other power control system	This case is only applicable for units (suitable for) energy storage, provided with a power control system of another type than EnFluRI. Name and reference of the power control system, compliant to the requirements in C10/11 ed.2.1 (01/09/2019) §7.11.2.2.
8	P _{ac} , rated (active) power (W)	Active (electrical) power in W at the terminals of the unit, as stated on the technical sheet / data sheet / brochure and nameplate. <i>(For photovoltaic inverters: see also definition in §3.2.3 of IEC 62894 2016-11)</i>
9	S _{max} - maximum apparent power (VA)	Maximum apparent (electrical) power at the terminals of the unit, as stated on the certificate / the test report / the technical sheet / data sheet / brochure.

C10/26 - homologation - 2. List of power-generating units ed.2.1.2 (12/2019) on the basis of C10/11 ed.2.1 (01/09/2019) - A.3

FINAL HOMOLOGATION