






Seaside

Plan Specifications

 1,366 SQ FT  1 Story

 2 Beds  2 Bath

 2 Car, Rear Entry Garage

Specific Area Dimensions

Great Room ----- 10'-6" x 15'-6"

Dining Room ----- 10' x 11'-7"

Kitchen ----- 8'-10" x 12'-5"

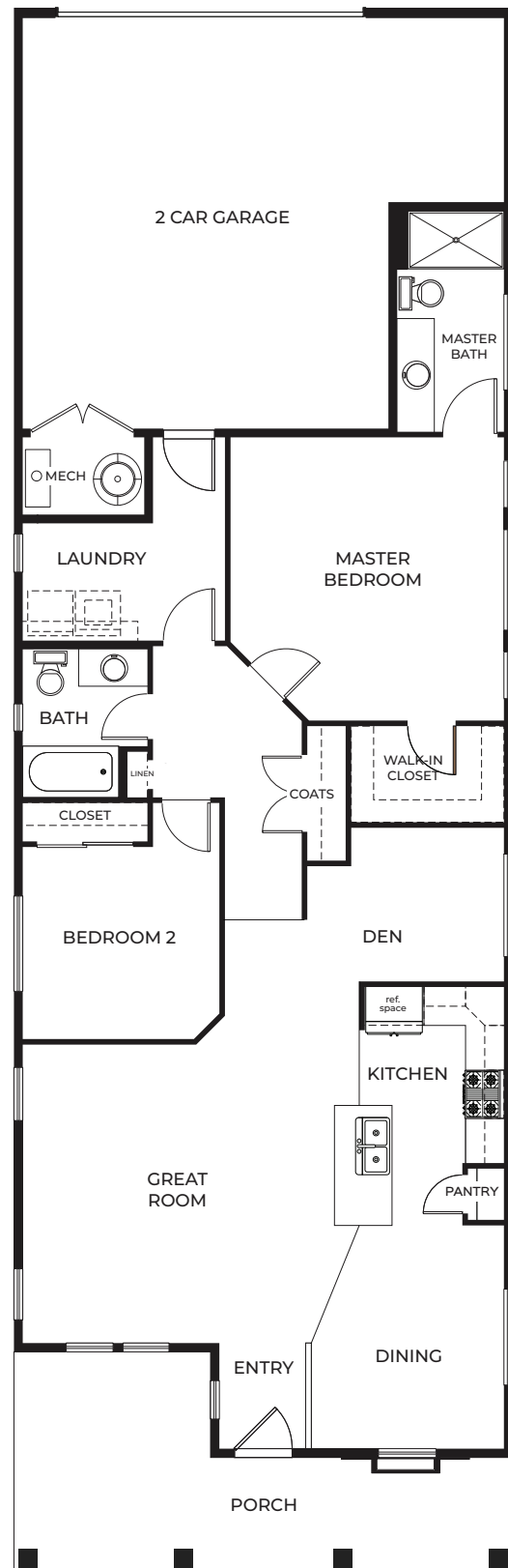
Master Bedroom ----- 14'-3" x 14'-3"

Bedroom 2 ----- 10'-3" x 10'

Den ----- 10'-3" x 8'

Garage ----- 19'-6" x 26'

•These measurements are for informational purposes only. See blueprints for specific details.

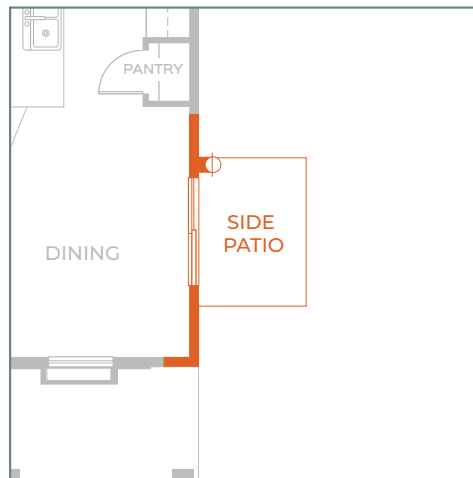


info@greenstonehomes.com | [greenstonehomes.com](https://www.greenstonehomes.com)

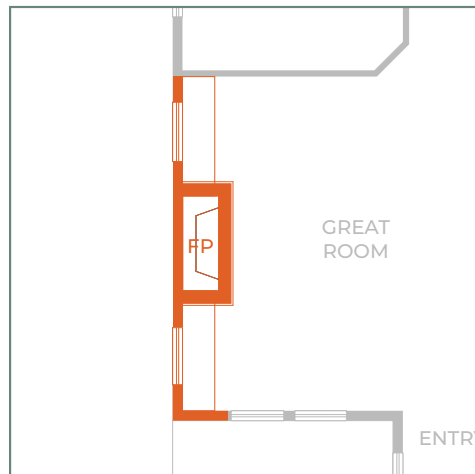
Greenstone™ reserves the right to make changes or modifications to plans, elevations, specifications, materials, features, colors, and other guidelines without notice. Prices and product availability are subject to change. All maps, images, and renderings are conceptual and are not to scale.



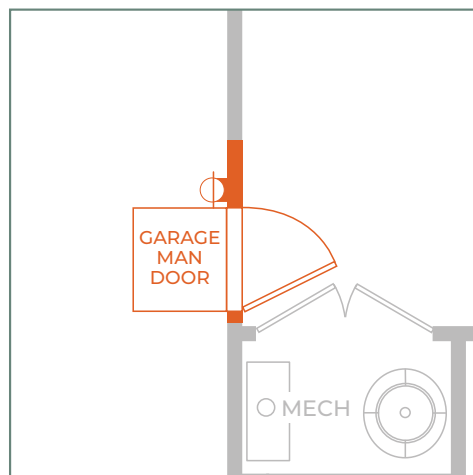
Additional Options



Patio with Sliding Door



Fireplace with Built-ins



Garage Man Door