



**Specially designed to help curb the spread of Corona Virus, the GP Portable Sanitizer Dispenser offers a practical solution to the frequent hand sanitization needs during the current pandemic**



**EASY TO OPERATE**



**EASY TO MAINTAIN**



**STRONG & STURDY**



**LOW COST**

- Non-contact dispensing of hand sanitizers
- Free standing - does not require to be installed on walls, therefore, no drilling required
- Accommodates sanitizer pump bottles ranging from 200ml to 1.5 litre.
- Strong, durable and sturdy structure for hassle-free operation
- Rustproof, synthetic enamel coated, mild steel structure
- Available in knockdown condition

Please phone or WhatsApp to  
**9065526251 / 52 / 53 / 54**

FOR DETAILS, CONTACT :

**GUMLA POLYTECHNIC**

Estd. By Govt. of Jharkhand & Run & Managed by Gumla Educational Foundation

Chandali, Lohardaga Road, Gumla-835 233 (Jharkhand)





Specially designed to help curb the spread of Corona Virus, the GP Portable Dispenser offers a practical solution to the frequent hand sanitization needs during the current pandemic

## Portable Foot Activated Dispenser

Our portable and affordable Hand Sanitizer dispensing system is essential for schools, colleges, offices, grocery stores, restaurants, factories or any indoor high-traffic area.

This Portable Dispenser is designed to hold up to the most demanding conditions in diverse needs.

Can accommodate sanitizer pump bottles ranging from 200ml to 1.5 litre.

Can be used in any variety of wet or dry environments. It's simple foot-activation helps to eliminate chances of cross-contamination.

This simple, yet solid dispenser has an open channel design to allow for easy wash down.

Made of Mild Steel, with surface finish of Enamel paint / Power coating.



**EASY TO OPERATE**




**EASY TO MAINTAIN**



**STRONG & STURDY**



**LOW COST**



FOR DETAILS, CONTACT :

# GUMLA POLYTECHNIC

Estd. By Govt. of Jharkhand & Run & Managed by Gumla Educational Foundation

Chandali, Lohardaga Road, Gumla-835 233 (Jharkhand)

**9065526251/52/53/54**





# RIGHT WAY TO SANITIZE HANDS

If you need to use an alcohol-based hand gel, you need to ensure you use it for 20 to 30 seconds, according to the WHO. The agency has issued a NINE-STEP guidance on how to rub your hands to make sure you are cleaning them properly.

1. Apply five-six drops of the hand rub/sanitizer in a cupped hand.

Cover all surfaces of your hand.

2. Rub hands palm to palm.
3. Right palm over left dorsum with interlaced fingers and vice versa.
4. Palm to palm with fingers interlaced.
5. Backs of fingers to opposing palms with fingers interlocked.
6. Rotational rubbing of left thumb clasped in right palm and vice versa.
7. Rotational rubbing, backwards and forwards with clasped fingers of right hand in left palm and vice versa.
8. Once dry, your hands are safe.
9. The whole thing should take 20 to 30 seconds.



ISSUED IN PUBLIC INTEREST BY

## GUMLA POLYTECHNIC

Estd. By Govt. of Jharkhand & Run & Managed by Gumla Educational Foundation

Chandali, Lohardaga Road, Gumla-835 233 (Jharkhand)

9065526251/52/53/54

