

COMBINATION

MULCH, SEED & SOIL AMENDMENT




ezseed[®]

DOG SPOT REPAIR

SUN AND SHADE



GROWS ANYWHERE
GUARANTEED*



NEUTRALIZES** & REPAIRS
EVEN THE MOST DAMAGED PET SPOTS

NET WT / PESO NETO 2.0 lb (907 g)

MIX REPAIRS UP TO
100
DOG SPOTS

*Subject to proper care
**Minimizes the effects
of salt from dog urine

LB5753



ezseed®

DOG SPOT REPAIR

GROWS ANYWHERE GUARANTEED!*



URINE SPOTS



HIGH TRAFFIC
AREAS



DAMAGE FROM
DIGGING

3 STEPS TO SUCCESS!



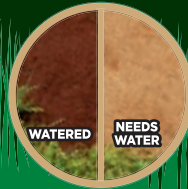
1. PREP

Prepare the area you want to grow grass by removing dead grass and loosening hard soil to help tiny seedlings root.



2. APPLY

Evenly apply EZ Seed® so the area is mostly covered, but bare ground is still visible so that seed contacts the soil. The mulch will expand 4X upon watering to help cover the seed and keep it moist. (Use half as much for thin areas). Only apply the recommended amount so that seedlings have enough space to access water and nutrients. The seed germinates best when daytime temperatures are between 60° and 80°F.



3. WATER

A deep and thorough initial watering is the key to success. Gently water the area until EZ Seed® is completely saturated and no more water is being absorbed (this may take several minutes). Avoid pooling water. When EZ Seed® begins to turn light brown, it's time to water again. Keep kids, pets, and lawn mowers off newly planted seedlings until the grass is 3 inches high.

*Subject to proper care



Contents made with
Mother Nature in Mind:
96% Renewable Resources
99.9% Biodegradable

← **LEARN HOW
IT WORKS**

0 32247 17530 2

FPO

CAUTION: TREATED SEED. This seed has been treated with Apron XL® fungicide (mefenoxam). Do not use for food, feed or oil purposes. Store away from feeds and foodstuffs. Keep out of reach of children.

PRECAUCIÓN: SEMILLA TRATADA. Esta semilla se trató con el fungicida Apron XL® (mefenoxam). No se debe usar como comestible o alimento para animales, ni para aceites. Almacene el producto lejos de comestibles o alimentos para animales. Mantenga fuera del alcance de los niños.

NOTICE: ARBITRATION/CONCILIATION/MEDIATION REQUIRED BY SEVERAL STATES. Under the seed laws of several states, arbitration, mediation or conciliation is required as a prerequisite to maintaining a legal action based upon the failure of seed to which this notice is attached to produce as represented. The consumer shall file a complaint along with the required filing fee (where applicable) with the Commissioner/Director/Secretary of Agriculture, Seed Commissioner, or Chief Agricultural Officer within such time as to permit inspection of the crops, plants or trees by the designated agency and the seedsman from whom the seed was purchased. A copy of the complaint shall be sent to the seller by certified or registered mail or as otherwise provided by state statute.

¡3 PASOS HACIA EL ÉXITO!

1. PREPARACIÓN

Simplemente prepare el área en donde quiere cultivar el césped. Elimine el césped muerto y afloje la tierra dura para ayudar a las pequeñas plántulas a echar raíces.

2. APLIQUE

Aplique EZ Seed® de manera uniforme a fin de cubrir la mayor parte del área, pero dejando descubierta parte del suelo para que las semillas tengan contacto con la tierra. El mantillo natural se expandirá a cuatro veces su tamaño después de regado para ayudar a cubrir y mantener húmedas las semillas (use sólo la mitad en las áreas ralas). Sólo aplique la cantidad recomendada, de modo que las plántulas tengan suficiente espacio para acceder al agua y los nutrientes. Las semillas germinan mejor cuando las temperaturas diurnas fluctúan entre 60° y 80°F (16° y 26°C).

3. RIEGO

Un buen riego inicial a fondo es la clave del éxito. Riegue el área con cuidado hasta que el EZ Seed® esté completamente saturado y ya no absorba más agua (esto puede tomar varios minutos), pero evite los charcos. Cuando el EZ Seed® empiece a adquirir un color café claro, es hora de volver a regar. Mantenga a los niños, las mascotas y las podadoras de césped alejados de las plántulas recién sembradas hasta que el césped alcance los 7.62 centímetros de altura.

GOT QUESTIONS? NEED HELPFUL TIPS?



1-800-543-TURF(8873)



Scotts.com

The Scotts Company
14111 Scottslawn Road
Marysville, Ohio 43041

©2015 The Scotts Company LLC
World rights reserved

HOW eZseed® WORKS



Grass Seed:
Scotts best high performance grass seed.



Mulch:
Absorbs 6X its weight in water and expands to surround the seed in a moist protective layer.




Soil Amendment:
Special salt neutralizer to help repair areas in your lawn burned by dog urine.



Tackifier:
Helps keep seed from washing away.



Protectant:
Helps keep seedlings safe from harmful diseases that can attack newly planted areas.



Freshness Matters

Scotts goes to great lengths to bring you the freshest seed available, so you can grow your own thick, beautiful lawn. For best results, always use fresh product. After opening, plant within the season. Store in a cool, dry place, out of reach of children.

Scotts No-Quibble Guarantee®

If for any reason you, the consumer, are not satisfied after using this product, you are entitled to get your money back. Simply send us original evidence of purchase and we will mail you a refund check promptly.