





HOME DEFENSE

INSECT KILLER

FOR INDOOR & PERIMETER₂
INSECTICIDA PARA INTERIORES Y PERIMETRAL₂

KILLS ALL COMMON HOUSEHOLD BUGS*

ELIMINA TODOS LOS INSECTOS COMUNES DEL HOGAR*

NON-STAINING • ODOR FREE • DRIES FAST
NO MANCHA • INODORO • SECA RÁPIDO

*refer to booklet for complete list of insects
FOR RESIDENTIAL USE ONLY
KEEP OUT OF REACH OF CHILDREN

CAUTION See back panel booklet for additional precautionary statements.
MANTENER FUERA DEL ALCANCE DE LOS NIÑOS

PRECAUCIÓN Consulte el folleto del panel posterior para conocer los avisos de precaución adicionales.

Active Ingredients:	By Wt.
Bifenthrin ¹	0.0500%
Zeta-Cypermethrin ²	0.0125%
Other Ingredients:	99.9375%
Total	100.0000%

¹Cis isomers 97% min, trans isomers 3% max
²Cis/trans ratio: Max. 75% (+/-) cis and min. 25% (+/-) trans



PROTECCIÓN POR HASTA 12 MESES†



LONG LASTING BUG BARRIER

†FOR ANTS, ROACHES, AND SPIDERS INDOORS ON NON-POROUS SURFACES



LB7904

NET CONTENTS/CONTENIDO NETO 1 GAL/3.78L



HOME DEFENSE



INSECT KILLER
FOR INDOOR & PERIMETER₂

People and pets may enter treated areas after spray has dried.



KILLS BUGS INSIDE. KEEPS BUGS OUT.*

- Kills all common household bugs***
- Formulated for **Indoor/Outdoor Use**
- Long-lasting** perimeter treatment
- Dries in minutes for **quick re-entry**
- Leaves **no residue**



OPEN
Resealable
Label for
Directions &
Precautions
Español ver
página 6

WHAT IT DOES:

WHERE TO USE:

WHEN TO USE:



Kills home invading insects including ants, cockroaches, spiders, fleas, ticks, scorpions, beetles, earwigs, silverfish, centipedes, and millipedes. (See inside for complete list)



Use with confidence, Indoors (kitchens, bathrooms, doors & windows, basements) and Outdoors (perimeter foundations, garages, patios & decks) wherever insects are a recurring problem.



Use anytime as a preventative treatment or after you see evidence of insect activity for long-lasting control.

*Refer to booklet for complete list of insects

Questions or Comments
Preguntas o comentarios
1-800-225-2883 www.ortho.com



If for any reason you, the consumer, are not satisfied with this product, mail us your original proof of purchase to obtain a full refund of your purchase price.

UPC-FPO

0 71549 02208 2
1004

©2016 The ORTHO Group. World rights reserved.
Sold by **The ORTHO Group**, PO Box 190, Marysville, OH 43040
EPA Reg. No. 239-2717
EPA Est. No. 239-IA-3, 239-MS-001M, 58996-M0-1A, 085652-OH-1W
Superscript is first letter of lot number.

LB7997

DIRECTIONS FOR USE

It is a violation of Federal law to use this product in a manner inconsistent with its labeling.
Do not water the treated area to the point of run-off.
Do not make applications during the rain.

OUTDOOR APPLICATIONS INCLUDING HARD SURFACES

All outdoor applications must be limited to spot or crack-and-crevice treatments only, except for the following permitted uses:

1. Treatment to soil or vegetation around structures;
2. Application to building foundations, up to a maximum height of 3 feet.

Other than applications to building foundations, all outdoor applications to hard surfaces such as sidewalks, driveways, patios, porches and structural surfaces (e.g., windows, doors, and eaves) are limited to spot and crack-and-crevice applications only.

Application is prohibited directly into sewers or drains, or to any area like a gutter where drainage to sewers, storm drains, water bodies, or aquatic habitat can occur. Do not allow the product to enter any drain during or after application.

APPLICATION TO HORIZONTAL HARD SURFACES

To help prevent product from running off into sewers, storm drains, and curbside gutters, do not treat hard flat surfaces (e.g., driveways, sidewalks) unless the surface is protected from rainfall and spray from sprinklers.

APPLICATION TO VERTICAL HARD SURFACES

Pest control on outside surfaces and around buildings: Applications to hard vertical surfaces outdoors (e.g., foundations) are permitted to a maximum height of 3 feet above the ground. Sections of hard vertical surfaces that join to hard flat surfaces outdoors can only be treated if either 1) these sections are protected from rainfall and spray from sprinklers, or, 2) the hard flat surfaces they touch do not drain into a sewer, storm drain, or curbside gutter.

Perimeter treatment: For sections of foundation that join to hard flat surfaces, the treated areas must be protected from rainfall and spray from sprinklers unless those hard flat surfaces do not drain into a sewer, storm drain, or curbside gutter.

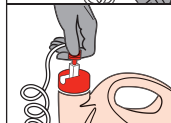
QUICK CONNECT® TRIGGER SPRAYER

HOW TO USE:



Spray

- Remove sprayer from bottle by pulling sprayer up.
- Unwrap hose and insert red hose connector into spout on bottle until it clicks.
- Flip up spout until fully upright. Turn sprayer nozzle to desired spray. Squeeze trigger repeatedly to spray.


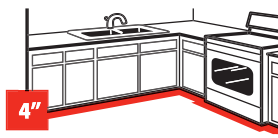





Finish

- Turn sprayer nozzle to "OFF". DO NOT DISCONNECT HOSE CONNECTOR FROM SPOUT. Place sprayer back into holster.

KILLS

Adelgids	Lesser Peachtree	Asian	Mole Crickets
Eastern Sprucegall	Peachtree	German	Mosquitoes
Ants	Peach Twig	Oriental	Moths
Argentine	Southwestern Corn	Crickets	Artichoke Plume
Carpenter	Squash Vine	Earwigs	Codling
Foraging Fire Ants	Stalk	Firebrats	Diamondback
Pavement	Boxelder Bugs	Fleas	Gypsy
Pharaoh/Sugar	Bristletails	Cat	Periodical Cicada
Pyramid	Caterpillars	Dog	Phylloxera
Red/Western Harvester	Alfalfa	Flies	Pecan Leaf
Aphids	Armyworms (Beet, Fall,	Apple Maggot	Pecan Stem
Apple	Southern, True, Yellow	Biting Flies	Pillbugs & Rollie Pollies
Black Cherry	Striped, Beet Armyworm	Cherry Fruit	Plant Bugs
Buckhorn	Eggs)	Corn silk	Lygus Bug
Greenbug	Bagworms	European Crane (Adult)	Tarnished
Pea	Blueberry Spanworm	House	Psyllids
Pecan	Budworms	Fungus Gnats	Pear
Rose	Corn Earworm	Grasshoppers	Sawflies
Rosy Apple	Cutworms	Hornets	European Pine
Walnut	Cranberry Fruitworm	Lace Bugs	Redheaded Pine
Bees	Filbertworm	Leafhoppers	Scales
Beetles	Green Cloverworm	Leaffooted Bugs	Brown Soft
Billbugs	Green Fruitworm	Squash Bug	California Red
Black Turfgrass Ataenius	Hickory Shuckworm	Leafhoppers	Euonymus
Carpet	Hornworms (Tobacco	Leafminers	San Jose
Colorado Potato	& Tomato)	Alder	Scorpions
Corn Rootworm (Adults)	Imported Cabbage-	Tentiform	Silverfish
Curculio (Cow Pea, Plum)	worm	Vegetable	Sowbugs
Elm Leaf	Loopers (Alfalfa,	Leafrollers	Spiders
Flea	Cabbage, Celery)	Oblique Banded	Black Widow
Japanese (Adults)	Navel Orangeworm	Red-Banded	Brown Recluse
Lady Beetles (including	Painted Lady	Variegated	Hobo
Asian Lady Beetle Eggs)	Pecan Nut Casebearer	Mealybug	Wolf
Mexican Bean	Pickleworm	Midges	Spittlebugs
Pine Chafer (grub)	Rindworm	Millipedes	Pecan
Pine Shoot	Saltmarsh	Mites	Springtails
Sap	Sod Webworms	Broad	Stink Bugs
Spotted Cucumber /	Tent	Carmine	Brown Marmorated
Southern Corn	Velvetbean	Chigger	Kudzu
Rootworm (Adults)	Centipedes	Clover	Stored Product Pests
Striped Cucumber	Chinch Bug	European Red	Thrips
Weevils (Annual	Hairy	Pecan Scorch	Ticks
Bluegrass & Black Vine)	Southern	Spruce	Termites
Borers	Cockroaches	Two Spotted Spider	Wasps
American Plum	American/Palmetto Bug/	(Adult)	Whiteflies
European Corn	Waterbug	Two Spotted Spider	Yellowjackets
		(Eggs)	

	INDOOR SURFACES	OUTDOOR SURFACES
When to Apply	Use anytime as a preventative treatment or after you see evidence of insect activity for long-lasting control.	
Before You Apply	<ul style="list-style-type: none"> • Cover or remove exposed food (including pet food). • Cover all food processing surfaces and utensils. 	<ul style="list-style-type: none"> • Do not allow this product to contact water supplies. • Do not spray into air.
How to Apply	<ul style="list-style-type: none"> • Shake well. • <i>Set spray nozzle to indoor setting.</i>  • Hold sprayer 12 inches from surface being sprayed. • Apply a 4-inch wide band along the interior of your home in areas where insects are a recurring problem. • Spray until slightly wet without soaking. 	<ul style="list-style-type: none"> • Shake well. • <i>Set spray nozzle to outdoor setting.</i>  • Hold sprayer 12 inches from surface being sprayed. • Apply a 12-inch wide band along the exterior of your home in areas where insects are a recurring problem. • Spray until slightly wet without soaking. 
After You Apply 	<ul style="list-style-type: none"> • People and Pets may re-enter treated area after spray has dried. • Thoroughly wash all food processing surfaces and utensils with soap and water before reuse. • Repeat as needed. Re-treatment is recommended at least once per season (3 months) outdoors. • For long-lasting residual control leave spray undisturbed. The product will keep on killing for up to 12 months for ants, roaches, and spiders indoors on non-porous surfaces. 	
Fleas and Ticks (Including ticks that may transmit Lyme Disease)	<ul style="list-style-type: none"> • Do not spray animals. • Pets resting quarters may be treated with this product. How to Apply: Spot treat infested areas such as pets resting quarters and localized areas of floors/floor coverings (rugs, carpet, tile, vinyl & wood) where pests may be present. Old bedding of pets should be removed and replaced with clean, fresh bedding after treatment of pet area. To control the source of flea infestation, pets inhabiting the treated premises should themselves be treated with a product registered for application to animals. 	

STORAGE AND DISPOSAL

PESTICIDE STORAGE:	Trigger Sprayer: To be stored in original container and placed in areas inaccessible to children.
PESTICIDE DISPOSAL AND CONTAINER HANDLING:	Nonrefillable container. Do not reuse or refill this container. If empty: Place in trash or offer for recycling if available. If partly filled: Call your local solid waste agency for disposal instructions. Never place unused product down any indoor (including toilet) or outdoor (including sewer) drain.

PRECAUTIONARY STATEMENTS

HAZARDS TO HUMANS & DOMESTIC ANIMALS

CAUTION: Harmful if swallowed. Causes moderate eye irritation. Avoid contact with eyes or clothing. Wear: Long-sleeved shirt and long pants, socks, shoes, and gloves. Wash thoroughly with soap and water after handling and before eating, drinking, chewing gum, using tobacco or using the toilet.

ENVIRONMENTAL HAZARDS

This pesticide is extremely toxic to fish, aquatic invertebrates, oysters and shrimp. To protect the environment, do not allow pesticide to enter or run off into storm drains, drainage ditches, gutters or surface waters. Applying this product in calm weather when rain is not predicted for the next 24 hours will help to ensure that wind or rain does not blow or wash pesticide off the treatment area. Drift and run-off from treated areas may be hazardous to aquatic organisms in neighboring areas. Care should be used when spraying to avoid fish and reptile pets in/around ornamental ponds. This product is highly toxic to bees exposed to direct treatment or residues on blooming plants. Do not apply this product or allow it to drift to blooming plants if bees are visiting the treatment area.

PHYSICAL OR CHEMICAL HAZARDS

Do not apply this product in or on electrical equipment due to the possibility of shock hazard.

NOTICE: To the extent consistent with applicable law, buyer assumes all risks of use, storage or handling of this product not in accordance with directions.

FIRST AID

If swallowed:	<ul style="list-style-type: none">• Call poison control center or doctor immediately for treatment advice.• Have person sip a glass of water if able to swallow.• Do not induce vomiting unless told to do so by the poison control center or doctor.• Do not give anything by mouth to an unconscious person.
If in eyes:	<ul style="list-style-type: none">• Hold eye open and rinse slowly and gently with water for 15-20 minutes.• Remove contact lenses, if present, after the first 5 minutes, then continue rinsing eye.• Call a poison control center or doctor for treatment advice.

HOTLINE NUMBER: Have the product container or label with you when calling a poison control center or doctor, or going for treatment. You may also contact 1-800-225-2883 for Emergency Assistance.

NOTE TO PHYSICIAN: Emergency Information – call 1-800-225-2883.

†THE ORTHO® GUARANTEE

If for any reason you, the consumer, are not satisfied with this product, mail us your original proof of purchase to obtain a full refund of your purchase price.

Ortho® & Your Environment – Your home and your yard are places for family and pets to enjoy. That's why Ortho® products are designed with care to provide effective solutions to insect problems inside and outside your home. Follow instructions for proper usage, storage and disposal.

ORTHO® Home Defense®
Insecticida para interiores y perimetral₂

INSTRUCCIONES DE USO

Se considera una violación a la ley federal usar este producto con fines distintos de los indicados en la etiqueta.

No riegue el área tratada hasta el punto que escurra.

No realice aplicaciones cuando llueva.

APLICACIONES EN EXTERIORES, INCLUYENDO SUPERFICIES IMPERMEABLES

Todas las aplicaciones en exteriores deben limitarse a tratamientos focalizados o en grietas y hendiduras únicamente, excepto para los siguientes usos permitidos:

1. Tratamiento para tierra o vegetación alrededor de estructuras;
2. Aplicación para cimientos de construcción, hasta una altura máxima de 3 pies (90 centímetros).

A menos que sean para cimientos de construcción, todas las aplicaciones en exteriores para superficies impermeables, tales como aceras, caminos de entrada, patios, porches y superficies estructurales (como ventanas, puertas y aleros) están limitadas a tratamientos focalizados y en grietas y hendiduras, únicamente.

Se prohíbe la aplicación directa en alcantarillas o desagües, o en cualquier área similar a un canalón donde se pueda producir el drenaje hacia alcantarillas, desagües de tormenta, cuerpos de agua o hábitats acuáticos. No permita que el producto ingrese en ningún desagüe durante ni después de la aplicación.

APLICACIÓN EN SUPERFICIES IMPERMEABLES HORIZONTALES

Para impedir que el producto se escurra a alcantarillas, drenajes pluviales y cunetas, no trate superficies impermeables llanas (como caminos de entrada o aceras), a menos que la superficie esté protegida de la lluvia y del rocío de aspersores.

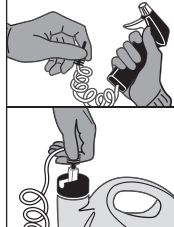
APLICACIÓN EN SUPERFICIES IMPERMEABLES VERTICALES

Control de plagas en superficies exteriores y alrededor de edificios: Se permite la aplicación del producto en superficies impermeables verticales en exteriores (como cimientos) hasta una altura máxima de 3 pies (90 centímetros) sobre el nivel del suelo. Las secciones de las superficies impermeables verticales que conectan con superficies impermeables llanas en exteriores sólo podrán ser tratadas si, 1) estas secciones están protegidas de la lluvia y el rocío de aspersores; o 2) las superficies impermeables llanas con las que conectan no escurren hacia una alcantarilla, drenaje pluvial o cuneta.

TRATAMIENTO PERIMETRAL: Para las secciones de los cimientos que conectan con superficies impermeables llanas, las áreas tratadas deberán estar protegidas de la lluvia y el rocío de aspersores, a menos que dichas superficies impermeables llanas no escurran hacia una alcantarilla, drenaje pluvial o cuneta.

ROCIADOR DE GATILLO QUICK CONNECT®

CÓMO USARLO:



Rocíe




- Retire el rociador de la botella tirando de él hacia arriba.
- Desenrolle la manguera e inserte el conector de manguera rojo en el pico de la tapa hasta que haga clic.
- Levante el pico hasta que esté totalmente recto. Gire la boquilla del rociador hasta el tipo de rocío deseado. Apriete el gatillo repetidamente para rociar.

Termine

- Gire la boquilla del rociador hasta la posición de "OFF" (cerrado). NO DESCONECTE EL CONECTOR DE MANGUERA DEL PICO. Ponga el rociador de vuelta en el estuche.

ELIMINA

Elimina hormigas, cucarachas, arañas, escorpiones y más de otros 100 insectos comunes del hogar.

	SUPERFICIES EN INTERIORES	SUPERFICIES EN EXTERIORES
Cuándo aplicar	Úselo en cualquier momento como tratamiento preventivo o después de haber visto indicios de actividad de insectos, para conseguir un control duradero.	
Antes de aplicar	<ul style="list-style-type: none"> Cubra o retire los alimentos expuestos (incluidos los alimentos para mascotas). Cubra todas las superficies y los utensilios para procesar alimentos. 	<ul style="list-style-type: none"> No permita que este producto entre en contacto con suministros de agua. No rocíe al aire.
Cómo aplicar	<ul style="list-style-type: none"> Agite bien. Coloque la boquilla del rociador en modo para interiores. Sostenga el rociador a 12 pulgadas (30 centímetros) de la superficie que vaya a rociar. Aplique una franja de 4 pulgadas (10 centímetros) de ancho a lo largo del interior de su casa, en áreas donde los insectos sean un problema recurrente. Rocíe hasta que quede ligeramente mojado, sin empapararlo. 	<ul style="list-style-type: none"> Agite bien. Coloque la boquilla del rociador en modo para exteriores. Sostenga el rociador a 12 pulgadas (30 centímetros) de la superficie que vaya a rociar. Aplique una franja de 12 pulgadas (30 centímetros) de ancho a lo largo del exterior de su casa, en áreas donde los insectos sean un problema recurrente. Rocíe hasta que quede ligeramente mojado, sin empapararlo. 
Después de aplicar	<ul style="list-style-type: none"> Las personas y las mascotas pueden volver a ingresar al área tratada una vez que el rociado se haya secado. Lave minuciosamente, con agua y jabón, todas las superficies y los utensilios para procesar alimentos antes de volver a utilizarlos. Repita según sea necesario. Se recomienda volver a realizar el tratamiento en exteriores, al menos, una vez por temporada (3 meses). Para un control residual duradero, no retire el rociado. El producto seguirá actuando por un máximo de 12 meses para eliminar hormigas, cucarachas y arañas en superficies no porosas en interiores. 	
Pulgas y garrapatas (incluidas las garrapatas que pueden transmitir la enfermedad de Lyme)	<ul style="list-style-type: none"> No rocíe animales. Los lugares de descanso de las mascotas pueden ser tratados con este producto. <p>Cómo aplicar: Aplique como tratamiento focalizado en áreas infestadas, como lugares de descanso de las mascotas y áreas localizadas de pisos/cubiertas de pisos (tapetes, alfombras, azulejos, vinilo y madera), donde las plagas puedan estar presentes. La ropa de cama de las mascotas debe ser retirada y reemplazada con ropa de cama limpia y fresca después del tratamiento del área de la mascota. Para controlar la fuente de infestación de pulgas, las mascotas que vivan en el lugar tratado también deben ser tratadas con un producto autorizado para uso en animales.</p>	

STORAGE AND DISPOSAL

PESTICIDE STORAGE:	Trigger Sprayer: To be stored in original container and placed in areas inaccessible to children.
PESTICIDE DISPOSAL AND CONTAINER HANDLING:	Nonrefillable container. Do not reuse or refill this container. If empty: Place in trash or offer for recycling if available. If partly filled: Call your local solid waste agency for disposal instructions. Never place unused product down any indoor (including toilet) or outdoor (including sewer) drain.

PRECAUTIONARY STATEMENTS

HAZARDS TO HUMANS & DOMESTIC ANIMALS

CAUTION: Harmful if swallowed. Causes moderate eye irritation. Avoid contact with eyes or clothing. Wear: Long-sleeved shirt and long pants, socks, shoes, and gloves. Wash thoroughly with soap and water after handling and before eating, drinking, chewing gum, using tobacco or using the toilet.

ENVIRONMENTAL HAZARDS

This pesticide is extremely toxic to fish, aquatic invertebrates, oysters and shrimp. To protect the environment, do not allow pesticide to enter or run off into storm drains, drainage ditches, gutters or surface waters. Applying this product in calm weather when rain is not predicted for the next 24 hours will help to ensure that wind or rain does not blow or wash pesticide off the treatment area. Drift and run-off from treated areas may be hazardous to aquatic organisms in neighboring areas. Care should be used when spraying to avoid fish and reptile pets in/around ornamental ponds. This product is highly toxic to bees exposed to direct treatment or residues on blooming plants. Do not apply this product or allow it to drift to blooming plants if bees are visiting the treatment area.

PHYSICAL OR CHEMICAL HAZARDS

Do not apply this product in or on electrical equipment due to the possibility of shock hazard.

NOTICE: To the extent consistent with applicable law, buyer assumes all risks of use, storage or handling of this product not in accordance with directions.

FIRST AID

If swallowed:	<ul style="list-style-type: none">• Call poison control center or doctor immediately for treatment advice.• Have person sip a glass of water if able to swallow.• Do not induce vomiting unless told to do so by the poison control center or doctor.• Do not give anything by mouth to an unconscious person.
If in eyes:	<ul style="list-style-type: none">• Hold eye open and rinse slowly and gently with water for 15-20 minutes.• Remove contact lenses, if present, after the first 5 minutes, then continue rinsing eye.• Call a poison control center or doctor for treatment advice.

HOTLINE NUMBER: Have the product container or label with you when calling a poison control center or doctor, or going for treatment. You may also contact 1-800-225-2883 for Emergency Assistance.

NOTE TO PHYSICIAN: Emergency Information – call 1-800-225-2883.

†THE ORTHO® GUARANTEE

If for any reason you, the consumer, are not satisfied with this product, mail us your original proof of purchase to obtain a full refund of your purchase price.

Ortho® & Your Environment – Your home and your yard are places for family and pets to enjoy. That's why Ortho® products are designed with care to provide effective solutions to insect problems inside and outside your home. Follow instructions for proper usage, storage and disposal.



1-800-225-2883

Questions or Comments
Preguntas o comentarios



www.ortho.com

©2016 The ORTHO Group.
World rights reserved.
Sold by **The ORTHO Group**
P.O. Box 190, Marysville, OH 43040

EPA Reg. No. 239-2717
EPA Est. No. 239-1A-3 | 239-MS-001M,
58996-MO-1A, 085652-OH-1W
Superscript is first letter of lot number.

LB7997