



# Technical Data Sheet

Version 1.0

HW40102

## Walnut

### Hushwood



#### Specification

Pattern	Fluted Panel
Construction	Acoustic PET Panel Veneer
Top Layer Specie	European Oak (Quercus Robur)
Surface Process	Sanded
Finish	Oiled
Connection System	PAR
Edge Profile	Square Edge
Backing	PET (Polyester)
Wear Layer Thickness	0.5mm
Total Thickness	20mm
Width	600mm
Length	2400mm
Pack Size	TBC
Grade	Prime

#### Key:

^ Please note that this is a smoked/fumed product. This reactive process will typically generate a wider range of colour variation in the product.

\*\* This product may require on-site sanding prior to applying a suitable finish

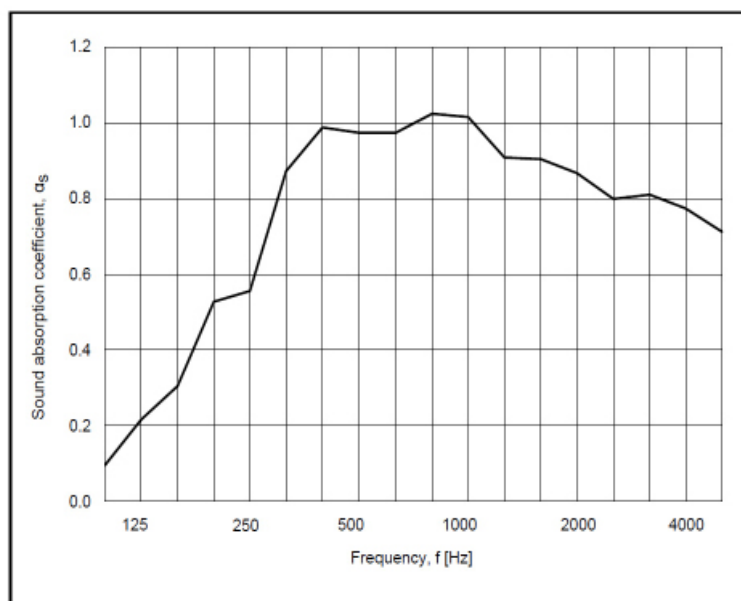
‡ Pack lengths will vary between the specified minimum and maximum lengths depending upon stock availability.

\* Subject to compatible subfloor and correct installation (see Installation Guidelines) including sensors.

# Temperature of top-face must never be allowed to exceed 27°C. UFH protocol to control temperature conditions is recommended.

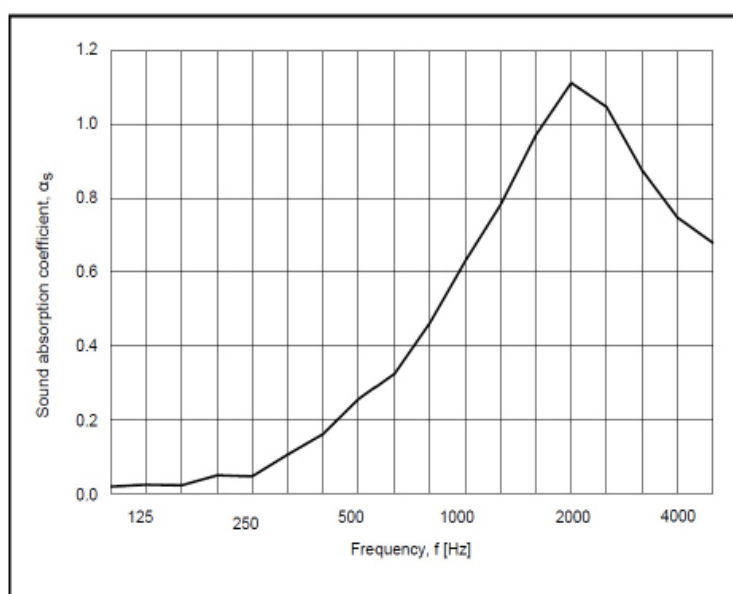
## Measurement of sound-absorption coefficient (DS/EN ISO 354:2003)

Frequency Hz	$\alpha_s$
100	0.09
125	0.22
160	0.30
200	0.53
250	0.56
315	0.87
400	0.99
500	0.97
630	0.97
800	1.02
1k	1.02
1.25k	0.91
1.6k	0.90
2k	0.87
2.5k	0.80
3.15k	0.81
4k	0.77
5k	0.71



Mounting: Spacing 45mm behind panels.  
 Closed frame around edges.  
 Test Area 10.8 m<sup>2</sup>  
 Room volume 215 m<sup>3</sup>  
 Room surface area 305 m<sup>2</sup>

Frequency Hz	$\alpha_s$
100	0.09
125	0.22
160	0.30
200	0.53
250	0.56
315	0.87
400	0.99
500	0.97
630	0.97
800	1.02
1k	1.02
1.25k	0.91
1.6k	0.90
2k	0.87
2.5k	0.80
3.15k	0.81
4k	0.77
5k	0.71



Mounting: The 11 panels were laid out flat on the concrete  
 floor in the reverberation test room.  
 Closed frame around edges.  
 Test Area 10.8 m<sup>2</sup>  
 Room volume 215 m<sup>3</sup>  
 Room surface area 305 m<sup>2</sup>

## Installation Methods

Fully Bonded	Yes* (recommended)
Nailed/Screwed	No
Floated on Underlay	No
Over Underfloor Heating	Yes*# (please ask for our technical guidelines)

All Havwoods floor must be installed by a competent installer who will have the necessary skills and take individual site circumstances into account. Havwoods warranty will apply only to floors which have been installed by a competent flooring installer comparable to BS8201 in the UK or equivalent standards worldwide.


## Grading Criteria

Typically, prime grade has few, if any knots, and these will be of minimal size. There will also be a minimal amount of sapwood and filler, if any at all. Where filler is used its colour is selected to complement the wood rather than to match it exactly and the colour of the filler may vary from batch to batch. There will be a relatively small amount of colour variation in the timber itself.

N.B. The product grading criteria is inspected at each mill visually and should be taken as an approximation only.

## Technical Criteria

Origin	Europe
Reaction to Fire Classification	D-S3-D1 (EN 13501-1)



# HAVWOODS

## For More Information Contact Our Experienced Team:

Tel: +44 (0)1524 737 000 | Fax: +44 (0)1524 737 001  
Email: [info@havwoods.com](mailto:info@havwoods.com)

Comprehensive maintenance instructions and materials are available from Havwoods for all floors.



This technical data sheet was written by Havwoods International. At the time of writing and publication, all information is specified correctly. The company reserves the right to change the specifications of this product at any time without prior notice to third parties. The photographs used in this document are intended only as illustrations. No rights can be derived from them.

