



**19" Steel Plate**  
**for 17" & 20" Floor Machine**



**12" Steel Plate**  
**for 13" Floor Machine**



**Standard Blade Mount for Wide Cutting Edge**



**45° Mount for Sharp Cutting Point**



## Scraping, Soil & Coatings Removal

Use the Hawk Scraper to remove tile adhesives, carpet backing, industrial grease & soil, and coatings from hard surfaces. The Scraper drives six 1" x 1" carbide steel cutters on a dual-position rigid mount to scrape and scratch surfaces.

Drive the Scraper with a Hawk 1.5 HP, 175 RPM severe-duty floor machine. Higher speed machines are not recommended.

### Engineered Design

- Two sizes - 13" and 20". The 20" Scraper fits 17" and 20" machines.
- 3/8" thick steel plate construction. The plate is electroplated for corrosion resistance.
- The plate is fit with six (6) tungsten steel cutter head holders, mounted with easily removed, allen head screws
- Each cutter head holder carries one (1) 1" x 1" carbide cutting blade. Each blade has 8 cutting edges.
- Mount the blade with a wide cutting edge, or turn 45 degrees to create a sharp cutting point. (See photo at left.)
- The Scraper plate mounts on the floor machine with a custom milled aluminum clutch plate with a riser (included). The riser is required for using the 20" Scraper on a 17" severe-duty buffer
- The aluminum clutch plate won't seize onto the drive hub
- Add the optional dust ring and vacuum mounting kits on your Hawk floor machine for handling dusty soils
- Add the optional machine weights to your Hawk floor machine for greater down pressure and faster scraping results

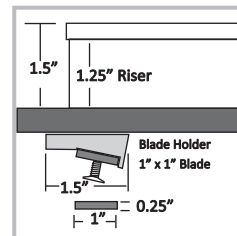
### Safety Tips:

- 20" Scraper is built with mounting grip recess for safer handling and mounting
- Always unplug the floor machine before mounting or removing the Scraper driver

## Specifications

Model	13" Scraper	20" Scraper	Replacement Cutter Set (3)
Part #	#HP0034	#HP0035	#HPA0033RC
Machine Size	13"	17", 20"	All
Drive Plate Size	12"	19"	-
Drive Plate Speed	165 RPM	165 RPM	-
Weight	27 lbs.	39 lbs.	1 lb.
Cutter Blade Size	1.0" x 1.0" x 1/4"		
Clutch Plate	Aluminum #NP9200 Plate with Custom Milled Design		
Riser	1.25" Tall Plastic		
Floor Machine Requirement	1.5 HP Severe Duty with 11:1 Industrial Gear Set		

Subject to Change Without Notice




1" x 1" Blades Mount on the Holder with SS Bolts



Carbide Steel Blades (3) per Replacement Kits



17" and 20" Have Built-In Mounting Grip Recess



Scraper Mounts on the Severe-Duty Buffer with 9200 Style Clutch Plate