



THE FWI VIDEO WALL SOLUTION:

MAKE THE BIGGEST IMPACT POSSIBLE


Leverage FWI's Video Wall Solution to cut through the clutter and reach your target audience in an impactful way.

Whether you need to showcase your products and services in a big way or create a memorable experience for your customers, guests or employees, the FWI Video Wall Solution is your ideal choice. After more than a decade's worth of experience configuring and building custom large-scale video walls, we decided to create a single, comprehensive package of hardware, products, services and more. The FWI Video Wall Solution includes everything you need for our most popular video wall configurations, streamlining the buying and implementation processes.

Each video wall option within the FWI Video Wall Solution is tested prior to arriving at your facility. During this process, we configure the screens for your chosen layout, ensure the PCs are set up correctly and adjust the tiling. Once each component is vetted and your solution is proven to be operational, everything gets disassembled, labeled, packaged and shipped out, simplifying your implementation. You want to deliver your content in a more impactful way. The FWI Video Wall Solution lets you do that.

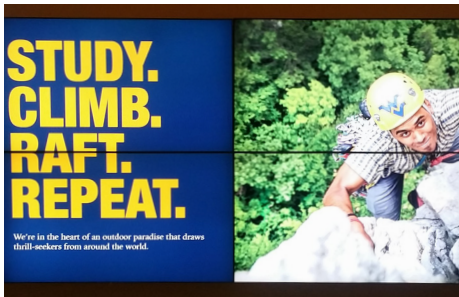
Top Use-Cases for Video Walls

From menu boards and visitor engagement uses through advertising, promotions and general information display applications, video walls are used in variety of ways across almost every industry. Here are just a few examples:



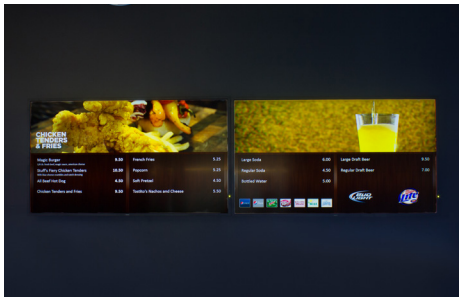
CORPORATE LOBBY

While the journey to your organization's front door likely starts online, it ends once those doors open. And that's where you've got an opportunity to optimize your impact. Use video walls to help create an immersive lobby experience and make a lasting impression, right from the start.



STUDENT UNION

Student unions are at the heart of every campus. And as the metaphorical, if not physical center of the institution, many universities strive to make those spaces as impressive as possible. Leverage video walls throughout your student union to showcase events, display social media feeds and highlight your school's differentiating factors.



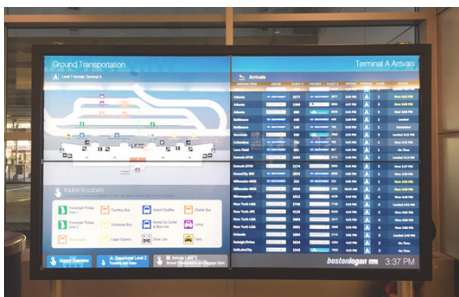
RETAIL STORE FRONT

As retailers strive to increase same-store sales and in-store conversions, they are being forced to reinvent the overall buying experience—while at the same time, consumers are demanding more immersive and digitally integrated spaces. A mix of large and small-format video walls will help you create the types of experiences your consumers need.



HOTEL RECEPTION

Use a video wall in your lobby to showcase dining options, amenities, upcoming events and more to make sure your guests have access to the information that can impact their stay. You can also leverage video walls to showcase social media feeds, giving visitors a chance to engage with your company.



AIRPORT TERMINAL

Airports have a seemingly endless number of use cases for video walls. From advertising and promotional applications through information displays like FIDS, BIDS, GIDS and more, passenger communications are often delivered on video walls because it's the easiest way to reach the large, mobile audiences inherent to airports.

Video Wall Configuration Menu

Choose the layouts that will best fit your space and use cases:

2X1 PORTRAIT




3X1 PORTRAIT




4X1 PORTRAIT



1X2 PORTRAIT 2X2 PORTRAIT




1X2 LANDSCAPE




1X3 LANDSCAPE



2X2 LANDSCAPE (4K OPTION AVAILABLE)




3X3 LANDSCAPE



2X1 LANDSCAPE



3X1 LANDSCAPE



4X1 LANDSCAPE



Your Hardware Solution

DISPLAY – NEC U SERIES

The improved S-IPS panel technology combined with ultra-narrow bezel design and UHD TileMatrix support make these displays the perfect option for multi-screen video wall layouts.

- Built-in TileMatrix processing to support UHD resolution (3840 x 2160) throughout the entire video wall via internal daisy chain capabilities
- Wide selection of connectivity options including DisplayPort, HDMI, DVI and OPS slot support
- Industrial-strength, premium-grade panel with additional thermal protection, internal temperature sensors with self-diagnostics and fan-based technology, allows for 24/7 operation



FWI DIGITAL MEDIA PLAYERS – FWPW-QUAD-WIFI SW OR FWPW-OCTO-SW

Equipped with the sixth generation Intel Core i7-6700 processor and discrete multiple output NVIDIA graphics cards, these media players have the power needed to play back high resolution graphics and video.

- 4 x Mini DP (QUAD) 8 x Mini DP (OCTO)
- 8GB DDR4 RAM
- 256GB SSD (QUAD) 250GB SSD (OCTO)
- NVIDIA GeForce GTX 950 (QUAD) NVS 810 (OCTO)
- Windows Embedded Standard 7
- Wall and rack mount brackets included



DISPLAY MOUNTS PEERLESS-AV DS-VW775-QR

Peerless-AV's Supreme Full Service Video Wall Mount raises the bar of excellence with an enhanced feature set centered on ease of install and display alignment. With the addition of tool-free lateral micro-adjustment, the Supreme offers 1.5" of fine tune adjustment on each X, Y and Z axis. Serviceability is also easier than ever with single hand pop-out release features on the top and bottom of the mount.

- Modular mount for unlimited video wall display configurations
- Custom wall plate spacers eliminate the guesswork and on-site installation calculations
- Integrated cable management ties make display-to-display cabling simple
- Eight point tool-free micro-adjustments allow the mount to create a seamless video wall display on uneven walls



XTREME POWER CONVERSION SURGE PROTECTOR

The Xtreme Power J40 provides the benefits of advanced surge suppression technology in an ultra-slim form. Simple wall mounting, and easy access receptacles make J40 ideal for mounting behind thin display screens.

- Input cord—optional detachable offset, right angle 5–15P power cord provides flexible installation
- Eliminates surge energy up to 2400 Joules—connected equipment is protected from destructive spikes, surges, and inductive transients
- Mounting brackets—easily mounts to wall or ceiling in any orientation
- Power reset—all models include a reset button to allow manual cycling of power



ADDITIONAL COMPONENTS

- NEC Display Wall Calibration Kit - KT-LFD-CC
- Remote Control and Human/Ambient Light Sensor Kit provides the entire video wall with one sensor that detects ambient light, allows for human sensing capabilities and delivers simple remote control functionality - KT-RC2
- NEC Overframe Bezel Kit
- Video and communications cabling

What's Included in the Video Wall Solution?



- **HARDWARE** You'll receive the display screens, media players, display mounts, a surge protector, color calibration kit, an over frame bezel kit to create a uniform look and all the necessary cabling to complete the installation.
- **SOFTWARE** In addition to hardware, the video wall package includes the licensing to power the video wall configuration of your choice.
- **FWI CLOUD** Easily update and manage content with a modern, mobile-friendly web interface that can be accessed from anywhere. Three FWI Cloud user licenses are included, letting you manage content updates and user permissions via your desktop or mobile devices.
- **PRE-CONFIGURED TEMPLATES** You'll get access to a library of pre-configured templates, making it easy to get your images and videos up on the screens quickly.
- **PLAYER CONFIGURATION** Our hardware experts will configure each of your media players to ensure they're ready for installation upon arrival to your property.
- **SIMPLIFIED PACKAGING** Once tested, our hardware experts will label and package all hardware, so when you receive your single NAME shipment, you will have everything you need to install your new video wall.
- **SCREEN CONFIGURATION** In addition to the players, our hardware experts will configure each screen and label their position for placement on your wall.
- **EDUCATIONAL INFORMATION** You'll have access to our library of training documentation and video tutorials, making it easy to learn Visual Communications best practices.
- **ONBOARDING SERVICES** Once your video wall is installed, our customer onboarding team will coordinate the project handoff and ensure you have access to everything you need to manage your solution.
- **FOCUSED TRAINING** In addition to our repository of education information, you'll also receive targeted training videos specific to your solution including how to mount and install your new displays.
- **HOSTED INFRASTRUCTURE** Our cloud-hosted model provides a lower upfront cost as well as minimizes ongoing onsite IT maintenance.
- **FWI STORE** You'll get unlimited access to the FWI Store, a repository of hundreds of pre-built templates, apps, background imagery and other content items, making it easy to grow your digital capabilities.

OPTIONAL SERVICES:

- **ONSITE INSTALLATION** Have an FWI software expert provide onsite testing and deployment support for your staff once your video wall is ready to go live.
- **PHYSICAL INSTALLATION** An implementation team comes to your facility, mounting the displays and media players quickly and safely. Afterwards, your video wall will be a reality.
- **MANAGED SERVICE CONTENT UPDATES** Let our team update your content and templates on a regular basis, keeping your entire solution current and eliminating the need to train and hire a dedicated internal resource.
- **CREATIVE SERVICES** Our Creative professionals will design and create stunning graphics and motion video for your new video wall that will make your brand or message stand out from the crowd.
- **RMM** Remote Monitoring and Management (RMM) is a highly proactive service option that lets us identify potential hardware issues before they disrupt your business.
- **ADDITIONAL FWI CLOUD LICENSES** Get additional FWI Cloud user licenses to empower more people in your organization to manage or contribute content using the new, mobile-friendly interface.