


2020-2021 Collection

arauco
PRISM

LOVE YOUR LAMINATES



Design-shifting for creative spirits.

Take a new direction with these elemental surfaces.



Creativity – it lifts the spirit and adds warmth to the world that surrounds us. Immerse yourself in the new **PRISM TFL** collection. A little déjà vu built on a foundation of timeless woodgrains, paired with additions to our Accentz series and two irresistible finishes: robust Boreal and smooth Velvet.

Explore these eleven new designs reminiscent of the ocean, sun bleached neutrals and archetypal earthen pottery - each promise to offer dimension without being overpowering. As always, we have solid resources to support you. Now we've given you lots to play with. Ready? Change it up. Let's get together and make something beautiful.



Let's take



a new direction...

arauco
PRISM
LOVE YOUR LAMINATES



WF461 / KOOSAH PINE



WF458 / PRESTEN ASH



WF461

Koosah Pine

Series : CASCADA

Texture : BOREAL

Pines in the Cascada Series provide dimension without being overpowering. They allow for bold pairings with uni-colors from the Accentz Series.

This enduring espresso brown gives the illusion of time aged craftsmanship with its elegant wire-brushed effect. Primarily straight in grain structure, the linear qualities of this design create stunning contrast and color-play.

WF458

Presten Ash

Series : NORDICA

Texture : VELVET

Use designs from the Nordica series to create harmony and blend modern touches with today's rustic design elements.

Both natural and functional, this woodgrain is flushed with warm contrast and soft neutral undertones. The understated movement of the striped figuring pays homage to today's desire for organic sensibilities and a connection with nature.

*Natural
and functional*

www.prismTFL.com

WF460 / BENHAM PINE





WF460


Benham Pine

Series : CASCADA

Texture : BOREAL

Pines in the Cascada Series provide dimension without being overpowering. They allow for bold pairings with uni-colors from the Accentz Series.

A contemporary nuanced take on a linear classic that features fresh contrast between warm honey, fawn brown, and deep cocoa. Restrained figures within the wood structure encourage the eye to travel and engage with this complex and inviting design.



*Bold pairings
with uni-colors*

www.prismTFL.com

WF459 / ABIQUA PINE



SF251 / CELADON



WF459 **Abiqua Pine**

Series: CASCADA
Texture: BOREAL

Pines in the Cascada Series provide dimension without being overpowering. They allow for bold pairings with uni-colors from the Accentz Series.

The Nordic characteristics and hazy blue undertones of this misty white design highlight its authentic linear grain structure, perfect for a broad range of color and texture pairings.

SF251 **Celadon**

Series : ACCENTZ
Texture : VELVET

A Uni-color developed to combine with PRISM's exclusive collection of designer friendly woodgrains and patterns.

The soothing grey undertones of this sage provide a neutral and earthy impression in harmony with modern, natural wood structures.

*Authentic linear
grain structure*

WF456 / ENIGMA



SF230 / SIENNA



WF456

Enigma

Series : SELECT

Texture : BOREAL

Filigree like feathers! This walnut was sanded in a diagonal direction, transparent oil with a touch of pigment emphasizes the signs of the processing.

Playing with trends of butcher block and herring bone, walnut lumber was sanded diagonally across the grain to create a balanced "mixed width" layout, alternating the diagonals to create a chevron effect. The result is a textural and unique interpretation of a walnut décor, abstract but at the same time easily recognizable as a woodgrain.

Fresh, usable and innovative... this décor is at home in a wide variety of applications from residential to commercial.

*Fresh, usable
and innovative...*

www.prismTFL.com

WF458 / PRESTEN ASH



SF253 / ADOBE



WF458 **Presten Ash**

Series : NORDICA
Texture : VELVET

Use designs from the Nordica Series to create harmony and blend modern touches with today's rustic design elements.

Both natural and functional, this woodgrain is flushed with warm contrast and soft neutral undertones. The understated movement of the striped figuring pays homage to today's desire for organic sensibilities and a connection with nature.

SF253 **Adobe**

Series : ACCENTZ
Texture : VELVET

A Uni-color developed to combine with PRISM's exclusive collection of designer friendly woodgrains and patterns.

A time honored stoneware clay hue with a paired down, natural impact that adds optimism and warmth when married with both muted and intricate woodgrains.

*Adds optimism
and warmth*

WF459 / ABIQUA PINE



WF462 / WALLOWA PINE

SF252 / QUARRY



SF252 **Quarry**

Series : ACCENTZ

Texture : VELVET

A Uni-color developed to combine with PRISM's exclusive collection of designer friendly woodgrains and patterns.

A sun bleached, neutral stone color that nods to the arid quality of the desert drawing from the natural traits of beige limestones and moody grey granite. In pairing with linear structures and woodgrains with soft movement, this achromatic solid serves as a fresh take on traditional greige.

WF462 **Wallowa Pine**

Series : CASCADA

Texture : BOREAL

Pines in the Cascada Series provide dimension without being overpowering. They allow for bold pairings with uni-colors from the Accentz Series.

A powerful, charcoal grey with hints of truffle taupe that when combined with a soft-wire brush technique create this dynamic and prevailing wood grain.

WF459 / **Abiqua Pine**

Featured on page 9

*Perfect for a broad
range pairings*

WF462 / WALLOWA PINE



SF251 / CELADON



WF462 **Wallowa Pine**

Series : CASCADA

Texture : BOREAL

Pines in the Cascada Series provide dimension without being overpowering. They allow for bold pairings with uni-colors from the Accentz Series.

A powerful, charcoal grey with hints of truffle taupe that when combined with a soft-wire brush technique create this dynamic and prevailing wood grain.

SF251 **Celadon**

Series : ACCENTZ

Texture : VELVET

A Uni-color developed to combine with PRISM's exclusive collection of designer friendly woodgrains and patterns.

The soothing grey undertones of this sage provide a neutral and earthy impression in harmony with modern, natural wood structures.

*In harmony with
modern structures*

www.prismTFL.com

WF457 / CASTANHO



SF250 / DUKE



WF457 **Castanho**

Series : SELECT
Texture : BOREAL

A multidimensional umber tone with careful blue hints and an inviting contrast character that is both robust and refined. Light saw marks add an element of rusticity to this chestnut woodgrain, creating a visually compelling impression.

SF250 **Duke**

Series : ACCENTZ
Texture : VELVET

A Uni-color developed to combine with PRISM's exclusive collection of designer friendly woodgrains and patterns.

Reminiscent of the ocean, this tranquil blue-green complements both warm and cool base woodgrains with its multidimensional tonality that is both vivid and profound.

*To create
attractive spaces*



Let's take a new direction...

Accentz Series

SF251
Celadon

SF253
Adobe

SF252
Quarry

SF250
Duke

Others in the Series

SF247
Mysterious

SF232
Ashen

SF231
Umbra

SF233
Fossil



SF239
Storm

SF230
Sienna

SF237
Charcoal

SF238
Fudge

Cascada Series



Others in the Series

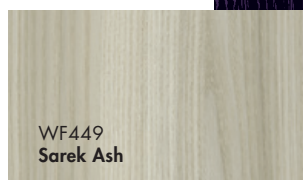
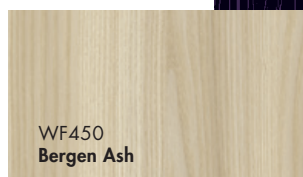

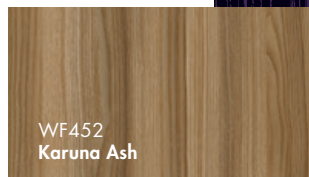


**Immerse
yourself**
in the new
PRISM TFL
collection.

Nordica Series



Others in the Series



Select Series



PRISM is your perfect partner

PRISM TFL on high quality particleboard and MDF substrate, is manufactured entirely by ARAUCO at our facilities across North America. We manage our own inventories to maintain a current and balanced design offering and a dependable supply you can count on. For sales and support services, email araucona.marketing@arauco.com

PRISM TFL is all matched up! Our Symmetry Program features a wide array of complementary products. Edgebanding, HPL, 3DL, doors, wrapping and moulding products are available for our entire collection. Our strong partnerships with trusted suppliers will ensure that your projects have a cohesive and natural look.

PRISM is a truly sustainable surfacing solution. We're loaded with certifications and our panels comply with TSCA Title VI/ CARB-2. Want smart? Use our Life-Cycle Assessment data, EPDs, Transparency Briefs and HPDs to support your LEED projects. There is lots of documentation on our website.

PRISM TFL is raising the bar for laminates with InCopper™ antimicrobial technology. This proprietary technology is available in the United States for PRISM TFL exclusive designs. The additive serves to protect the surface of the panel actively inhibiting the growth of fungi, mold, mildew and odor-causing bacteria that cause deterioration, stains or degradation. The secret? Safe, naturally-occurring copper salts that remain active as long as the panel surface remains intact. Visit www.InCopperZone.com for more information or contact your sales representative.

The PRISM website has everything you need to get it done; inspiration and sample ordering made easy. Make something fun at www.prismTFL.com

arauco
PRISM
LOVE YOUR LAMINATES



arauco
PRISM
LOVE YOUR LAMINATES

It lifts the spirit and
adds warmth to the world
that surrounds us.

proudly supplied by

RUGBY[®]
Architectural Building Products

1-855-650-3265 | www.rugbyabp.com