

The background of the entire page is a golden, perforated metal wall. The perforations are arranged in a grid pattern. In the lower half of the image, there is a relief sculpture of a woman's face and hands, rendered in a golden, textured metal. The woman's face is in profile, looking to the right, and her hands are positioned as if holding or supporting something. The lighting is warm, highlighting the metallic sheen and the intricate details of the sculpture.

## 2017-18 Digital Brochure

Page 2:	Intro
Page 3:	New Designs
page 4-5:	Classic Metals
Page 6-7:	Design Metals
Page 8-9:	Product Ref.
Page 10-43:	Project Photos




## Let's Crank Some Metal.

Chemetal is committed to beautiful and innovative metal designs and laminates for interior spaces. We make many of our materials; deeply brushing, aging and adding patinas by hand and machine. Our designs are unique works of art, created with a manufacturing consistency to ensure repeatability.





































We also source some of the best metal designs the world over. It adds up to what we consider the most expansive collection of metal designs for interiors that you'll find anywhere. We back it up with exceptional sales and customer service that cares about getting it right.

Chemetal is family-owned, and has been in business for over 50 years. Our materials are sold worldwide through our international distributor network. Contact us directly for the nearest distributor, or for samples of our metal designs and laminates. We look forward to working with you.



# Introducing Glowing Metals.

Warmer, richer, more energetic metal designs and laminates. It's our largest new material introduction ever.

<p><b>NEW</b></p>  <p><b>#901-T</b> Polished Aluminum Triangles</p>	<p><b>NEW</b></p>  <p><b>#903-T</b> Polished Brass Triangles</p>	<p><b>NEW</b></p>  <p><b>#943-T</b> Polished Bronze Triangles</p>	<p><b>NEW</b></p>  <p><b>#901-D</b> Polished Aluminum Dome</p>	<p><b>NEW</b></p>  <p><b>#903-D</b> Polished Brass Dome</p>	<p><b>NEW</b></p>  <p><b>#943-D</b> Polished Bronze Dome</p>
<p><b>NEW</b></p>  <p><b>#158</b> Kauai Gloss Magnetic Dry Erase</p>	<p><b>NEW</b></p>  <p><b>#236</b> Metawave Bronze Aluminum</p>	<p><b>NEW</b></p>  <p><b>#237</b> Metawave Black Aluminum</p>	<p><b>NEW</b></p>  <p><b>#254</b> Hammered Bronze Aluminum</p>	<p><b>NEW</b></p>  <p><b>#255</b> Hammered Slate Aluminum</p>	<p><b>NEW</b></p>  <p><b>#275</b> Vintage Mesh Aluminum</p>
<p><b>NEW</b></p>  <p><b>#303</b> Aged Copper</p>	<p><b>NEW</b></p>  <p><b>#304</b> Aged Copper Dark</p>	<p><b>NEW</b></p>  <p><b>#305</b> Antique Brushed Brass Dark</p>	<p><b>NEW</b></p>  <p><b>#306</b> Brass Jellyfish</p>	<p><b>NEW</b></p>  <p><b>#335</b> Seurat</p>	<p><b>NEW</b></p>  <p><b>#611</b> Philosophy Aluminum</p>
<p><b>NEW</b></p>  <p><b>#612</b> Chronometer Aluminum</p>	<p><b>NEW</b></p>  <p><b>#613</b> Ember Aluminum</p>	<p><b>NEW</b></p>  <p><b>#614</b> Beowulf Aluminum</p>	<p><b>NEW</b></p>  <p><b>#615</b> Cement Aluminum</p>	<p><b>NEW</b></p>  <p><b>#616</b> Brass Etch Aluminum</p>	<p><b>NEW</b></p>  <p><b>#617</b> Steel Etch Aluminum</p>
<p><b>NEW</b></p>  <p><b>#618</b> Black and Tan Aluminum</p>	<p><b>NEW</b></p>  <p><b>#707</b> Cross Brush Aluminum</p>	<p><b>NEW</b></p>  <p><b>#717</b> Black Brushed Aluminum</p>	<p><b>NEW</b></p>  <p><b>#724</b> Champagne Brushed Aluminum</p>	<p><b>NEW</b></p>  <p><b>#933</b> Rose Gold Aluminum</p>	<p><b>NEW</b></p>  <p><b>#934</b> Light Bronze Aluminum</p>
<p><b>NEW</b></p>  <p><b>#935</b> Dark Bronze Aluminum</p>	<p><b>NEW</b></p>  <p><b>#936</b> Champagne Brass Aluminum</p>	<p><b>NEW</b></p>  <p><b>#937</b> Antique Copper Aluminum</p>	<p><b>NEW</b></p>  <p><b>#943</b> Polished Bronze Aluminum</p>	<p><b>NEW</b></p>  <p><b>#944</b> Glowing Bronze Aluminum</p>	<p><b>NEW</b></p>  <p><b>#950</b> Brushed Blued Aluminum</p>

Designs shown here are only photographic representations and subject to variation in appearance due to photography and printing. Please obtain a product sample before specifying.



They say nothing mixes well with scotch. Except our metals.

Classic Metals from Chemetal are our most popular metals, with good reason.

Chemetal has the largest collection of these HPL and solid metals that you'll find anywhere. Think stainless appliance look with 46 design choices. Aluminum. Stainless. Brass. Copper. Bronze. Black. And more (Like #906 Brushed Copper Aluminum shown above). These materials are design work horses, ideal for inlays, cut-to-size, strips, panels and anywhere you want the modern, luxurious and energetic look of real metal. Classic Metals are available in 3 Series, each with advantages specific to your use and budget:

#### 700 Series HPL Classics

##### Benefits:

- True high pressure metal laminates, metal foil fused to laminate backer.
- European quality, made in Germany.
- Huge selection. Many design choices that emulate brass, copper bronze and stainless.
- HPL laminate backer offers increased impact resistance.
- Easy to fabricate using woodworking equipment.
- Lightweight, apply like traditional laminates.
- Stainless steel options. (special blade needed for cutting).
- Budget brushed aluminum and stainless aluminum options.

#### 800 Series Traditional Classics

##### Benefits:

- Impressive depth of design, these are rich chrome plated and solid brass metals.
- Durable designs.
- Sourced in USA.
- Contributes to LEED for recycled content.
- Material without backer can be bent or adhered to substrate for clean edge.
- 2 foot width, 8' and 10' length plus custom lengths and sizes.



#### 900 Series Anodized Classics

##### Benefits:

- Durable anodized aluminum, made in USA.
- Cost-effective design material.
- Can be bent or adhered directly to substrate for clean edge.
- Aluminum is a soft metal, fabricated with woodworking equipment.
- Contributes to LEED for recycled content.
- Available with low pressure backer or find HPL match in 700 Series.
- 4 foot width, 8' and 10' length plus custom lengths and sizes.

700 Series



#701 Polished Alum.



#702 Brushed Alum.



#703 Polished Brass Alum.



#704 Brushed Light Brass Alum.



#706 Satin Copper




**NEW**  
#707 Cross Brush Aluminum



#712 Brushed Stainless Steel



**NEW**  
#717 Black Brushed Aluminum



#719 Satin Silver Alum.



#720 Brushed Smoked Alum.



#721 Oiled Brushed Bronze Alum.



**NEW**  
#724 Champagne Brushed Aluminum



#727 Light Stainless Steel Alum.




#791 Natural Brushed Alum.



#796 Stainless Steel Alum.

800 Series



#801 Polished Chrome



#802 Satin Chrome



#803 Polished Solid Brass



#804 Satin Solid Brass




#812 Satin Smoked Chrome



#814 Satin Golden Bronze


900 Series




#901 Polished Alum.



#902 Brushed Alum.



#903 Polished Brass Alum.




#904 Brushed Light Brass Alum.




#906 Brushed Copper Alum.




#908 Satin Black Alum.




#909 Satin Silver Alum.



#910 Satin Gold Alum.



#911 Polished Smoked Alum.



#912 Satin Bronze Alum.




#915 Brushed Brass Alum.



#916 Brushed Pewter Alum.



#917 Brushed Black Alum.



#924 Bronze Stainless Steel Alum.



#925 Brushed Medium Bronze Alum.



#927 Light Stainless Steel Alum.



#931 Brushed Golden Alum.




**NEW**  
#933 Rose Gold Aluminum




**NEW**  
#934 Light Bronze Aluminum




**NEW**  
#935 Dark Bronze Aluminum




**NEW**  
#936 Champagne Brass Aluminum




**NEW**  
#937 Antique Copper Aluminum



**NEW**  
#943 Polished Bronze Aluminum



**NEW**  
#944 Glowing Bronze Aluminum



**NEW**  
#950 Brushed Blued Aluminum

Chemetal Classic Metals

Designs shown here are only photographic representations and subject to variation in appearance due to photography and printing. Please obtain a product sample before specifying.



800 807-7341 chemetal.com



**#901-T**  
Polished Aluminum Triangles



**#903-T**  
Polished Brass Triangles




**#943-T**  
Polished Bronze Triangles



**#901-D**  
Polished Aluminum Dome




**#903-D**  
Polished Brass Dome



**#943-D**  
Polished Bronze Dome

100 Series



**#102**  
Micro Steel

Magnetic Laminates



**#150**  
HPL Magnetic Board



**#151**  
Black Magnetic Chalkboard



**#152**  
White Gloss Magnetic Dry Erase



**#153**  
White Satin Magnetic



**NEW**  
**#158**  
Kauai Gloss Magnetic Dry Erase

200 Series



**#160**  
White Gloss Magnetic Dry Erase Steel



**#216**  
Footplate



**#217**  
Reptilian



**#218**  
Cobblestone



**#221**  
Argenta



**#223**  
Chromium



**#227**  
Venetian Horizontal




**#230**  
Moonscape




**#231**  
Metawave



**#232**  
Metawave Dark



**NEW**  
**#236**  
Metawave Bronze Aluminum



**NEW**  
**#237**  
Metawave Black Aluminum



**#253**  
Metropolis



**NEW**  
**#254**  
Hammered Bronze Aluminum




**NEW**  
**#255**  
Hammered Slate Aluminum



**#260**  
Champagne Leaf



**#262**  
Red Rock



**NEW**  
**#275**  
Vintage Mesh Aluminum



**#303**  
Aged Copper



**NEW**  
**#304**  
Aged Copper Dark



**NEW**  
**#305**  
Antique Brushed Brass Dark



**NEW**  
**#306**  
Brass Jellyfish



**#310**  
Antiqued Brushed



**#314**  
Mayan



**#315**  
Canterbury



**#317**  
Aurora




**#318**  
Essex




**#325**  
Statuary



**NEW**  
**#335**  
Seurat



**#337**  
Aged Brass



**#338**  
Aged Brass Dark



**#340**  
Monet




**#346**  
Graphite



**#349**  
Factory




**#350**  
Factory Dark



**#352**  
Alu Light



**#353**  
Alu Medium



**#354**  
Alu Dark


Chemetal Metal Designs

Designs shown here are only photographic representations and subject to variation in appearance due to photography and printing. Please obtain a product sample before specifying.




800 807-7341 chemetal.com


400 & 500 Series



#406  
Circles



#413  
Linear




#414  
Nomadic



#420  
Cascade



#423  
Swirled Copper




#427  
Placid




#440  
Crescendo




#443  
Plume




#444  
Feathered Aluminum




#451  
Serpentine



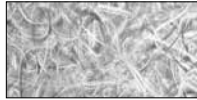
#452  
Ribbon



#501  
Noodle Bar



#504  
Grasshopper



#505  
Butterfly Effect



#600  
Weathered Alum.




#601  
Deep Bronze Alum.



#606  
Blackened Aluminum




#607  
Core Aluminum



#608  
Gotham Aluminum




#609  
Gilt Aluminum



#610  
Khaleesi Aluminum



NEW  
#611  
Philosophy Aluminum



NEW  
#612  
Chronometer  
Aluminum



NEW  
#613  
Ember Aluminum



NEW  
#614  
Beowulf Aluminum




NEW  
#615  
Cement Aluminum



NEW  
#616  
Brass Etch Aluminum



NEW  
#617  
Steel Etch Aluminum



NEW  
#618  
Black and Tan  
Aluminum

600 Series

Chemetal Metal Designs

Designs shown here are only photographic representations and subject to variation in appearance due to photography and printing. Please obtain a product sample before specifying.

## Chemetal Product Reference

Thickness (in inches)

Dome/Triangles 900 Series Polished	Sheet Size	Base Metal	HPL	Phenolic	Metal	Weight sq ft
901 -T Clear Polished Triangles	4' x 8'	Aluminum		.055	.025	.359 lb / sq ft
903 -T Brass Polished Triangles	4' x 8'	Aluminum		.055	.025	.359 lb / sq ft
943 -T Bronze Polished Triangles	4' x 8'	Aluminum		.055	.025	.359 lb / sq ft
901 -D Clear Polished Dome	4' x 8'	Aluminum		.055	.025	.359 lb / sq ft
903 -D Brass Polished Dome	4' x 8'	Aluminum		.055	.025	.359 lb / sq ft
943 -D Bronze Polished Dome	4' x 8'	Aluminum		.055	.025	.359 lb / sq ft
100 Series	Sheet Size	Base Metal	HPL	Phenolic	Metal	Weight sq ft
102 Micro Steel Aluminum	4' x 8'	Aluminum			.025	.30 lb / sq ft
Magnetic and Dry Erase	Sheet Size	Base Metal	HPL	Phenolic	Metal	Weight sq ft
150 HPL Magnetic Board	4' x 8'	Iron/Melamine	.033			.58 lb / sq ft
151 Black Magnetic Chalkboard	4' x 8'	Iron/Melamine	.033			.58 lb / sq ft
152 White Gloss Magnetic Dry Erase	4' x 8' , 4' x 10'	Iron/Melamine	.043			.58 lb / sq ft
153 White Satin Magnetic	4' x 8'	Iron/Melamine	.043			.58 lb / sq ft
158 Kauai Gloss Magnetic Dry Erase	4' x 8'	Iron/Melamine	.043			.58 lb / sq ft
160 White Gloss Magnetic Dry Erase	4' x 8' , 4' x 10'	Steel		.05	.023	.94 lb / sq ft
200 Series	Sheet Size	Base Metal	HPL	Phenolic	Metal	Weight sq ft
216 Footplate	4' x 8'	Aluminum	.055			.42 lb / sq ft
217 Reptilian	4' x 8'	Copper	.055			.42 lb / sq ft
218 Cobblestone	4' x 8'	Copper	.055			.42 lb / sq ft
221 Argenta	4' x 8'	Aluminum	.055			.42 lb / sq ft
223 Chromium	4' x 8'	Aluminum	.055			.42 lb / sq ft
227 Venetian Horizontal	4' x 8'	Aluminum	.055			.42 lb / sq ft
230 Mooncape	4' x 8'	Copper	.055			.42 lb / sq ft
231 Metawave	4' x 8'	Aluminum	.055			.42 lb / sq ft
232 Metawave Dark	4' x 8'	Aluminum	.055			.42 lb / sq ft
236 Metawave Bronze	4' x 8'	Aluminum	.055			.42 lb / sq ft
237 Metawave Black	4' x 8'	Aluminum	.055			.42 lb / sq ft
253 Metropolis	4' x 8'	Aluminum	.055			.42 lb / sq ft
254 Hammered Bronze	4' x 8'	Aluminum	.055			.42 lb / sq ft
255 Hammered Slate	4' x 8'	Aluminum	.055			.42 lb / sq ft
260 Champagne Leaf	4' x 8'	Aluminum	.055			.42 lb / sq ft
262 Red Rock	4' x 8'	Copper	.055			.42 lb / sq ft
275 Vintage Mesh	4' x 8'	Aluminum	.055			.42 lb / sq ft
300 Series	Sheet Size	Base Metal	HPL	Phenolic	Metal	Weight sq ft
303 Aged Copper	2' x 8' , 2' x 10'	Copper		.042	.016	.94 lb / sq ft
304 Aged Copper Dark	2' x 8' , 2' x 10'	Copper		.042	.016	.94 lb / sq ft
305 Antique Brushed Brass Dark	2' x 8' , 2' x 10'	Brass		.044	.016	.89 lb / sq ft
306 Brass Jellyfish	2' x 8' , 2' x 10'	Brass		.044	.016	.89 lb / sq ft
310 Antiqued Brushed	2' x 8' , 2' x 10'	Brass		.044	.016	.89 lb / sq ft
314 Mayan	4' x 8' , 4' x 10'	Copper	.043			.344 lb / sq ft
315 Canterbury	4' x 8' , 4' x 10'	Copper	.043			.344 lb / sq ft
317 Aurora	4' x 8' , 4' x 10'	Copper	.043			.344 lb / sq ft
318 Essex	4' x 8' , 4' x 10'	Copper	.043			.344 lb / sq ft
325 Statuary	2' x 8' , 2' x 10'	Brass		.044	.016	.89 lb / sq ft
335 Seurat	2' x 8' , 2' x 10'	Brass		.044	.016	.89 lb / sq ft
337 Aged Brass	2' x 8' , 2' x 10'	Brass		.044	.016	.89 lb / sq ft
338 Aged Brass Dark	2' x 8' , 2' x 10'	Brass		.044	.016	.89 lb / sq ft
340 Monet	4' x 8' , 4' x 10'	Copper	.043			.344 lb / sq ft
346 Graphite	4' x 8'	Aluminum		.05	.020	.284 lb / sq ft
349 Factory	4' x 8'	Aluminum		.05	.020	.284 lb / sq ft
350 Factory Dark	4' x 8'	Aluminum		.05	.020	.284 lb / sq ft
352 Alu Lite	4' x 8' , 4' x 10'	Aluminum		.05	.020	.284 lb / sq ft
353 Alu Medium	4' x 8' , 4' x 10'	Aluminum		.05	.020	.284 lb / sq ft
354 Alu Dark	4' x 8' , 4' x 10'	Aluminum		.05	.020	.284 lb / sq ft
400 Series	Sheet Size	Base Metal	HPL	Phenolic	Metal	Weight sq ft
406 Circles	4' x 8'	Aluminum		.05	.020	.284 lb / sq ft
413 Linear (tints available)	4' x 8' , 4' x 10'	Aluminum		.05	.020	.284 lb / sq ft
414 Nomadic (tints available)	4' x 8' , 4' x 10'	Aluminum		.05	.020	.284 lb / sq ft
420 Cascade (tints available)	4' x 8' , 4' x 10'	Aluminum		.05	.020	.284 lb / sq ft
423 Swirled Copper	2' x 8' , 2' x 10'	Copper		.042	.016	.756 lb / sq ft
427 Placid (tints available)	4' x 8' , 4' x 10'	Aluminum		.05	.020	.284 lb / sq ft
440 Crescendo (tints available)	4' x 8' , 4' x 10'	Aluminum		.05	.020	.284 lb / sq ft
443 Plume	4' x 8' , 4' x 10'	Aluminum		.05	.020	.284 lb / sq ft
444 Feathered	4' x 8' , 4' x 10'	Aluminum		.05	.020	.284 lb / sq ft
451 Serpentine	4' x 8'	Aluminum		.05	.020	.284 lb / sq ft
452 Ribbon	4' x 8'	Aluminum		.05	.020	.284 lb / sq ft
500 Series	Sheet Size	Base Metal	HPL	Phenolic	Metal	Weight sq ft
501 Noodle Bar (tints available)	4' x 8' , 4' x 10'	Aluminum		.05	.020	.284 lb / sq ft
504 Grasshopper (tints available)	4' x 8' , 4' x 10'	Aluminum		.05	.020	.284 lb / sq ft
505 Butterfly Effect (tints available)	4' x 8' , 4' x 10'	Aluminum		.05	.020	.284 lb / sq ft

Weights shown reflect standard way material is stocked.

## Product Reference



metal designs and laminates  
chemetal.com / 800 807-7341  
sales@chemetal.com

### CHEMETAL TECHNICAL DATA

Below please find an abbreviated version of our technical data. More complete info is viewable and downloadable at chemetal.com.

### USE:

Chemetal metal designs and laminates are recommended for interior use on vertical and light-duty horizontal surfaces. Please contact Chemetal if you are uncertain about the use of Chemetal in any application. Caution should be taken on surfaces that may be exposed to harsh chemicals, acidic beverages (alcohol, colas, etc.) without cleaning surface for lengthy periods of time.

### STORAGE:

Store flat, not on edge. The laminates should be stored face-up in a cool, dry area and in a completely supported flat position. Use a top sheet of chipboard or similar material to hold stored sheets flat. Protect material from twist, rack and edge damage.

### HANDLING:

Many Chemetal designs are solid aluminum and may distort or kink if handled incorrectly. To prevent surface distortion, large sheets should be handled by two people and transported face up. Additionally, please view our "How to Handle Chemetal" video at chemetal.com under Downloads>Videos.

### PROTECTIVE MASK:

Although Chemetal is supplied with a protective mask, care should be taken when handling. Exposure of masked sheets to light or heat for long periods of time may cause problems with the removal of the protective mask. It is recommended to leave mask on surface of the laminates during fabrication. Additionally, masking tape, or extra protection in routing work, may be applied over the protective mask. Color uniformity and other quality checks should be carried out on the sheets beforehand by lifting up the edge of the mask and laying or taping back down.

### CLEANING AND MAINTENANCE:

Clean with a soft cloth using mild soap and water or nonabrasive glass and metal cleaning liquids. Do not use ammonia, abrasive cleaners or pads, or harsh solvents. Magnetic board should be cleaned with magnetic board cleaner.

### SHIPPING:

Many Chemetal designs may be rolled for shipping. Magnetic laminates (150 Series and #160), solid metal sheets and sheets with a low pressure laminate backer added cannot be rolled. The exception: 24" wide designs with low pressure laminate backer.



**Chemetal Product Reference cont.**

600 Series	Sheet Size	Base Metal	Thickness (in inches)			Weight sq ft
			HPL	Phenolic	Metal	
600 Weathered Aluminum	4' x 8'	Aluminum		.055	.025	.359 lb / sq ft
601 Deep Bronze Aluminum	4' x 8'	Aluminum		.055	.025	.359 lb / sq ft
606 Blackened Aluminum	4' x 8'	Aluminum		.055	.025	.359 lb / sq ft
607 Core Aluminum	4' x 8'	Aluminum		.055	.025	.359 lb / sq ft
608 Gotham Aluminum	4' x 8'	Aluminum		.055	.025	.359 lb / sq ft
609 Gilt Aluminum	4' x 8'	Aluminum		.055	.025	.359 lb / sq ft
610 Khaleesi Aluminum	4' x 8'	Aluminum		.055	.025	.359 lb / sq ft
611 Philosophy Aluminum	4' x 8'	Aluminum		.055	.025	.359 lb / sq ft
612 Chronometer Aluminum	4' x 8'	Aluminum		.055	.025	.359 lb / sq ft
613 Ember Aluminum	4' x 8'	Aluminum		.055	.025	.359 lb / sq ft
614 Beowulf Aluminum	4' x 8'	Aluminum		.055	.025	.359 lb / sq ft
615 Cement Aluminum	4' x 8'	Aluminum		.055	.025	.359 lb / sq ft
616 Brass Etch Aluminum	4' x 8'	Aluminum		.055	.025	.359 lb / sq ft
617 Steel Etch Aluminum	4' x 8'	Aluminum		.055	.025	.359 lb / sq ft
618 Black and Tan Aluminum	4' x 8'	Aluminum		.055	.025	.359 lb / sq ft
700 Series	Sheet Size	Base Metal	HPL	Phenolic	Metal	Weight sq ft
701 Polished Aluminum	4' x 8', 4' x 10'	Aluminum	.038			.316 lb / sq ft
702 Brushed Aluminum	4' x 8', 4' x 10'	Aluminum	.032			.316 lb / sq ft
703 Polished Brass Aluminum	4' x 8', 4' x 10'	Aluminum	.038			.316 lb / sq ft
704 Brushed Light Brass Aluminum	4' x 8', 4' x 10'	Aluminum	.032			.316 lb / sq ft
706 Satin Copper	4' x 8', 4' x 10'	Copper	.032			.316 lb / sq ft
707 Cross Brush Aluminum	4' x 8'	Aluminum	.032			.316 lb / sq ft
712 Brushed Stainless Steel	4' x 8'	Steel	.032			.316 lb / sq ft
717 Black Brushed Aluminum	4' x 8'	Aluminum	.032			.316 lb / sq ft
719 Satin Silver Aluminum	4' x 8', 4' x 10'	Aluminum	.032			.316 lb / sq ft
720 Brushed Smoked Aluminum	4' x 8', 4' x 10'	Aluminum	.032			.316 lb / sq ft
721 Oiled Bronze Aluminum	4' x 8', 4' x 10'	Aluminum	.032			.316 lb / sq ft
724 Champagne Brushed Aluminum	4' x 8'	Aluminum	.032			.316 lb / sq ft
727 Light Stainless Steel Aluminum	4' x 8', 4' x 10'	Aluminum	.032			.316 lb / sq ft
791 Natural Brushed Aluminum	4' x 8', 4' x 10'	Aluminum	.032			.316 lb / sq ft
796 Stainless Steel Aluminum	4' x 8', 4' x 10'	Aluminum	.032			.316 lb / sq ft
800 Series	Sheet Size	Base Metal	HPL	Phenolic	Metal	Weight sq ft
801 Polished Chrome	2' x 8', 2' x 10'	Brass		.042	0.016	.89 lb / sq ft
802 Satin Chrome	2' x 8', 2' x 10'	Brass		.042	0.016	.89 lb / sq ft
803 Polished Solid Brass	2' x 8', 2' x 10'	Brass		.042	0.016	.89 lb / sq ft
804 Satin Solid Brass	2' x 8', 2' x 10'	Brass		.042	0.016	.89 lb / sq ft
812 Satin Smoked Chrome	2' x 8', 2' x 10'	Brass		.042	0.016	.89 lb / sq ft
814 Satin Golden Bronze	2' x 8', 2' x 10'	Bronze		.042	0.016	.92 lb / sq ft
900 Series	Sheet Size	Base Metal	HPL	Phenolic	Metal	Weight sq ft
901 Polished Aluminum	4' x 8', 4' x 10'	Aluminum		.055	.025	.359 lb / sq ft
902 Brushed Aluminum	4' x 8', 4' x 10'	Aluminum		.055	.025	.359 lb / sq ft
903 Polished Brass Aluminum	4' x 8', 4' x 10'	Aluminum		.055	.025	.359 lb / sq ft
904 Brushed Light Brass Aluminum	4' x 8', 4' x 10'	Aluminum		.055	.025	.359 lb / sq ft
906 Brushed Copper Aluminum	4' x 8', 4' x 10'	Aluminum		.055	.025	.359 lb / sq ft
908 Satin Black Aluminum	4' x 8', 4' x 10'	Aluminum		.055	.025	.359 lb / sq ft
909 Satin Silver Aluminum	4' x 8', 4' x 10'	Aluminum		.055	.025	.359 lb / sq ft
910 Satin Gold Aluminum	4' x 8', 4' x 10'	Aluminum		.055	.025	.359 lb / sq ft
911 Polished Smoked Aluminum	4' x 8', 4' x 10'	Aluminum		.055	.025	.359 lb / sq ft
912 Satin Bronze Aluminum	4' x 8', 4' x 10'	Aluminum		.055	.025	.359 lb / sq ft
915 Brushed Brass Aluminum	4' x 8', 4' x 10'	Aluminum		.055	.025	.359 lb / sq ft
916 Brushed Pewter Aluminum	4' x 8', 4' x 10'	Aluminum		.055	.025	.359 lb / sq ft
917 Brushed Black Aluminum	4' x 8', 4' x 10'	Aluminum		.055	.025	.359 lb / sq ft
924 Bronze Stainless Aluminum	4' x 8', 4' x 10'	Aluminum		.055	.025	.359 lb / sq ft
925 Brushed Medium Bronze Alum.	4' x 8', 4' x 10'	Aluminum		.055	.025	.359 lb / sq ft
927 Light Stainless Aluminum	4' x 8', 4' x 10'	Aluminum		.055	.025	.359 lb / sq ft
931 Brushed Golden Aluminum	4' x 8', 4' x 10'	Aluminum		.055	.025	.359 lb / sq ft
933 Rose Gold Aluminum	4' x 8', 4' x 10'	Aluminum		.055	.025	.359 lb / sq ft
934 Light Bronze Aluminum	4' x 8', 4' x 10'	Aluminum		.055	.025	.359 lb / sq ft
935 Dark Bronze Aluminum	4' x 8', 4' x 10'	Aluminum		.055	.025	.359 lb / sq ft
936 Champagne Brass Aluminum	4' x 8', 4' x 10'	Aluminum		.055	.025	.359 lb / sq ft
937 Antique Copper Aluminum	4' x 8', 4' x 10'	Aluminum		.055	.025	.359 lb / sq ft
943 Polished Bronze Aluminum	4' x 8', 4' x 10'	Aluminum		.055	.025	.359 lb / sq ft
944 Glowing Bronze Aluminum	4' x 8', 4' x 10'	Aluminum		.055	.025	.359 lb / sq ft
950 Brushed Blued Aluminum	4' x 8', 4' x 10'	Aluminum		.055	.025	.359 lb / sq ft

Weights shown reflect standard way material is stocked.

**(Shipping cont.)**

Chemetal recommends that all sheets of solid metal be shipped flat. The customer assumes all responsibility for sheets of solid metal that are rolled and shipped in a carton(s). When materials are rolled, care must be taken to avoid bending. Do not compress coils. Material with a backer must have the face out. Rolling with the face in will crack the backing material. Roll loosely to a minimum diameter of 18 inches. Chemetal cannot roll sheets of 48" wide metal that are backed with a low pressure laminate backer, these must be shipped flat.

All HPL backed Chemetal (200 and 700 Series) may be rolled and shipped in a carton. It is often cost effective to ship HPL backed Chemetal flat for orders greater than four sheets.

**DIRECTIONAL ARROWS ON SHEETS:**

Many Chemetal designs are marked on protective mask or label with directional arrows, indicating direction of finish. With multiple sheet installations, sheets must be installed with arrows pointing in same direction, otherwise sheets may reflect light differently and not match up.

**CHEMETAL SUBSTRATE AND ADHESIVE CONDITIONING:**

We recommend that all Chemetal materials, and the adhesives and substrates they are to be bonded to, remain in the same environment for a period of five to seven days for optimal pre-conditioning. A minimum of 48 hours is recommended for pre-conditioning. These times are recommended although decorative metal laminates have minimal dimensional change.

Chemetal should not be used in areas exposed to water, moisture, high humidity or high heat for prolonged periods of time. Do not use Chemetal in exterior installations except noted 600 Series designs.

**LOW PRESSURE LAMINATE BACKER LIMITATIONS:**

Chemetal 200 and 700 Series and some 300 Series designs are high pressure laminates. All other materials are solid metal with a backer option. When a laminate backer is added to any other Chemetal product # or Series, this is a low pressure laminate backer. Low pressure laminates cannot be used with hot melt glue systems and edge-banding machines that adhere at temperatures in excess of 150 degrees Fahrenheit.

**RECOMMENDED SUBSTRATES:**

Proper substrates must be used and careful bonding procedures observed. Substrates should be good quality plywood, high density particleboard, fiberboard or MDF. Do not use drywall, plaster, concrete or gypsum board.

Substrate should be a smooth surface free of debris, dirt and imperfections. Inconsistencies in substrate surface will project through and show in finished product.

**If you have questions about using Chemetal, please contact us.**

sales@chemetal.com  
800 807-7341  
chemetal.com





Chemetal #353 Alu Medium (custom iteration) as office system inserts.

metal designs and laminates for interior spaces  
[chemetal.com](http://chemetal.com)






Chemetal #701 Polished Aluminum, #901 Polished Aluminum flooring for Marc Jacobs runway show.

metal designs and laminates for interior spaces  
[chemetal.com](http://chemetal.com)





Chemetal #349 Factory as accent wall/column in office spaces.

metal designs and laminates for interior spaces  
[chemetal.com](http://chemetal.com)





Chemetal #903-T Polished Brass Triangles, set design.



Chemetal #310 Antique Brushed Brass as wall panels





Chemetal #814 Satin Golden Bronze in beauty products retail display.

metal designs and laminates for interior spaces  
[chemetal.com](http://chemetal.com)

**CHEMETAL**



Chemetal #814 Satin Golden Bronze in beauty products retail display.



metal designs and laminates for interior spaces  
[chemetal.com](http://chemetal.com)

**CHEMETAL**





Chemetal #906 Brushed Copper Aluminum in whiskey/scotch boutique.



metal designs and laminates for interior spaces  
chemetal.com





Chemetal #906 Brushed Copper Aluminum in whiskey/scotch boutique.



Chemetal #440 Crescendo Aluminum as backsplash.





Chemetal #504 Grasshopper



Chemetal #501 Noodle Bar as backsplash.



Chemetal #917 Brushed Black Aluminum as kitchen counter front.



Chemetal #901 Polished Aluminum "W" in airport lounge.



Chemetal #902 Brushed Aluminum strips in car showroom display.



Chemetal #340 Monet as bar/restaurant tabletops



Chemetal #343 Meteor as bar/restaurant counter front

metal designs and laminates for interior spaces  
[chemetal.com](http://chemetal.com)





Chemetal #151 Magnetic Chalkboard



Chemetal #504 Grasshopper as counter front

metal designs and laminates for interior spaces  
chemetal.com





Chemetal #906 Brushed Copper Aluminum



Chemetal #314 Mayan and #318 Essex as bar/restaurant counter front





Chemetal #349 Factory



Chemetal #349 Factory

metal designs and laminates for interior spaces  
[chemetal.com](http://chemetal.com)

**CHEMETAL**



Chemetal #333 Franklin as bar/restaurant tabletops



Chemetal #427 Placid Aluminum Real Red as tabletop. material is inlaid and epoxy coated.



Chemetal #600 Weathered Aluminum as wall panels, public space.



Chemetal #152 White Gloss Magnetic Dry Erase



Chemetal #427 Placid Aluminum as wall panel/accent in offices.

metal designs and laminates for interior spaces  
[chemetal.com](http://chemetal.com)





Chemetal #350 Factory Dark as wall panel in office spaces.



Chemetal #349 Factory as accent wall/column in office space (far right).



Chemetal #917 Brushed Black Aluminum as accent side wall in meeting space.



Chemetal #909 Satin Silver Aluminum as column wraps in showroom.



Chemetal #353 Alu Medium in furniture showroom at NeoCon.



Chemetal #353 Alu Medium in furniture showroom at NeoCon.



Chemetal #310 Antique Brushed Brass as wall panels



metal designs and laminates for interior spaces  
[chemetal.com](http://chemetal.com)







Chemetal # 908 Satin Black Aluminum, #804 Satin Solid Brass, DIFFA project.




Chemetal #804 Satin Solid Brass, DIFFA project.



Chemetal #701 Polished Aluminum, #901 Polished Aluminum flooring for Marc Jacobs runway show.



Chemetal #901-T Clear Polished Dome, set design.



Chemetal #943-D Polished Bronze Dome, set design.

metal designs and laminates for interior spaces  
[chemetal.com](http://chemetal.com)

**CHEMETAL**



Chemetal #310 Antique Brushed Brass and #325 Statuary Brass in Emmy Award set.



Chemetal custom oxidized metal wall panels for NY Fashion Week runway show.



Chemetal custom oxidized metal wall panels for NY Fashion Week runway show.



Chemetal custom oxidized metal wall panels for NY Fashion Week runway show.



Chemetal #325 Statuary Brass, custom light fixture



Chemetal #318 Essex, casino bar front

metal designs and laminates for interior spaces  
[chemetal.com](http://chemetal.com)





Chemetal #427 Placid Aluminum Cider Tint, panels and inlays in casino bar.



metal designs and laminates for interior spaces  
[chemetal.com](http://chemetal.com)

**CHEMETAL**





Chemetal #151 Black Magnetic Chalkboard and #152 White Magnetic Dry Erase



Chemetal #791 Natural Brushed Aluminum in trade show display.



metal designs and laminates for interior spaces  
[chemetal.com](http://chemetal.com)





Chemetal #427 Placid Aluminum, trade show display panels



Proudly Supplied By

**RUGBY**<sup>®</sup>  
Architectural Building Products

1-855-650-3265 | [www.rugbyabp.com](http://www.rugbyabp.com)