

Products & Services



www.blum.com



We're craftsmen, too.

At Blum, we understand that you take the utmost pride in offering cabinetry that's not only beautiful, but functional and lasting. That's why we are committed to engineering hardware that withstands even the busiest of kitchens. Each of our products and services has been specially crafted with you in mind — from our planning information and installation videos, to our tried-and-tested products that ensure fewer callbacks from customers.



Contents

- 4 Our Story
- 6 Quality
- 8 Research
- 10 Motion Technologies
- 12 AVENTOS Lift Systems
- 18 Hinge Systems
- 24 Runner Systems
- 30 Box Systems
- 38 Pocket Systems
- 42 Organizational Systems
- 48 Machines and Assembly Aids
- 52 Services
- 56 Application Inspiration
- 58 moving ideas

In motion since 1952

Our

Story



It Started with a Horseshoe

When our founder, Julius Blum, created this company, he was making horseshoe studs in Austria. When horses were replaced by cars, Julius began looking elsewhere for opportunity. Being knowledgeable in the metal industry, he began making a name for himself in the hardware industry.



Our Dedication is in the Details

After transitioning from horseshoe studs to hinges, Blum began producing box systems, drawer runners, lift systems and motion technologies while conducting research to optimize the use of Blum products in homes. With deep insights and a commitment to innovating quality products for the real world, Blum imagines home solutions that not only inspire, but improve how customers live.



Today, the Blum name stands for quality, innovation and great customer service. We manufacture hardware that makes working in the kitchen easier, no matter the age of the user, and we do this globally. We've been in the United States for more than 40 years and are committed to manufacturing for the American market. From our first day to today, our family name inspires us to deliver meaningful products and ideas that transform the way people work in their kitchens.



Quality

Blum quality revolves around one key question:
Do our products meet our customers' needs?

And because needs change over time, we talk to
our customers, we listen to them, ask questions
and continuously develop the requirements of our
products and services.



Blum Quality

Our commitment to quality goes beyond our products. Quality starts with our employees and spreads throughout every aspect of our business. Our driving force is a passion to continue to make existing products better and challenge limitations. We have checks and procedures in place during each stage of the manufacturing process to ensure our customers receive only the highest-quality products and that they withstand the test of time. And, thanks to an open feedback loop from our customers, our innovations and ongoing improvements provide the basis for a well-rounded quality experience.



Research

Blum's AgeExplorer® suit ages the user 20+ years and is utilized by our research and development team throughout the innovation process. This ensures that, with our products, kitchens remain usable for people of all ages, no matter what life throws at you.





Thought for the Future

Research and development has been at the core of our innovation for more than 50 years, and it is the framework for our success in the years ahead. We've spent years in the homes of kitchen users throughout the world to understand how people work in their kitchens and how they want to work in their kitchens. The insights we gain help us develop new product ideas that are tailor-made solutions to common pain points. Our engineers are skilled in not only looking at future technologies, but also reviewing proven materials in order to make good products even better.



Designed to move

We envision home management as an elegant ballet: every motion fluid and seamless. Our cabinets embody this standard, opening with a gentle pull and closing with a whisper. Our commitment is to the art of perfect motion. In the realm of cabinetry, we bring this to life through cutting-edge hardware, igniting creativity in design. Be it for expansive, handleless fronts or incorporating the latest in soft-close and touch-to-open technology, we are dedicated to offering solutions that blend form and function in perfect harmony.




TIP-ON BLUMOTION

Mechanical touch-to-open with soft close



TIP-ON

Mechanical touch-to-open



BLUMOTION
Soft close



SERVO-DRIVE
Electrical touch-to-open and assisted opening, with soft close



AVENTOS HK top
For large and small
wall cabinets

Lift Systems



Up and Out of the Way

Whether users are cooking or hurriedly emptying the dishwasher, dodging wall cabinet doors can disrupt a good flow in the kitchen. With AVENTOS lift systems, doors move up and out of the way, meaning all wall cabinets can remain open while you're working in the kitchen, allowing you to easily see everything in your upper cabinets. Even large fronts (up to 72" wide) open with ease and close silently and effortlessly thanks to BLUMOTION soft close. The variable stop feature means the door will hold in any position so it's always within easy reach for closing.



HF

Bi-fold Lift Systems

The two-part front folds together in the center when opening. This lift system is ideal for taller wall cabinets with large fronts.

Height range:

479 mm (18-7/8") to 1067 mm (42")

Width range:

381 mm (15") to 1828 mm (72")

- Well suited for taller cabinets
- For both frameless and face frame applications
- Includes a finger safety feature
- Three-dimensional front adjustment of both fronts
- Variable stop
- Closes silently and effortlessly with BLUMOTION
- Compatible with SERVO-DRIVE

HS

Up & Over Lift Systems

The front swings over the cabinet and is ideal for large-area, single fronts. The up-and-over lift system is also perfect for cabinets with crown molding.

Height range:

350 mm (13-3/4") to 800 mm (31-1/2")

Width range:

381 mm (15") to 1828 mm (72")

- Crown molding clearance
- Well suited for large cabinets
- For both frameless and face frame applications
- Three-dimensional front adjustment of both fronts
- Variable stop
- Closes silently and effortlessly with BLUMOTION
- Compatible with SERVO-DRIVE

HL

Lift Up Door

When opened, the door travels in a parallel direction, making it a great option when objects such as cabinets or crown molding may cause interference.

Height range:

300 mm (11-13/16") to 580 mm (22-13/16")

Width range:

381 mm (15") to 1828 mm (72")

- Well suited for wall cabinets or below another cabinet
- Ideal for appliance garage applications
- For both frameless and face frame applications
- Simple assembly and easy adjustment
- Variable stop
- Closes silently and effortlessly with BLUMOTION
- Compatible with SERVO-DRIVE



HK top

Stay Lift Door

Due to its simple installation, this program is an easy transition into lift-up doors for wall cabinets. Ideal for applications in high cabinets and over the refrigerator.

Height range:

250 mm (10") to 610 mm (24")

Width range:

381 mm (15") to 1828 mm (72")

- Worry-free installation
- Adjustments accessible without removing cover cap
- Well suited for wall cabinets and/or above a pantry
- Integrated angle adjustment
- For both frameless and face frame applications
- Variable stop
- Closes silently and effortlessly with BLUMOTION
- Compatible with TIP-ON and SERVO-DRIVE



HK-S

Small Stay Lift Door

This program has only three lift mechanisms and covers most common door widths and heights. This simplifies planning, ordering and warehousing.

Height range:

186 mm (7-3/8") to 610 mm (24")

Width range:

381 mm (15") to 1828 mm (72")

- Well suited for wall cabinets and/or above a pantry
- Ideal for applications above a refrigerator
- No hinges required
- For both frameless and face frame applications
- Simple assembly and easy adjustment
- Closes silently and effortlessly with BLUMOTION
- Compatible with TIP-ON



HK-XS

Small Stay Lift Door

This program allows for cabinets with shallow internal depths to be equipped easily. The symmetrical lift mechanism can be used on one or both sides.

Height range:

238 mm (9-3/8") to 610 mm (24")

Width range:

Cabinets up to 1828 mm (72")

- Well suited for small wall cabinets
- For both frameless and face frame applications
- Simple assembly and easy adjustment
- Mechanism can be used on one or both sides
- Designed for use with BLUMOTION hinges
- Compatible with TIP-ON





HF **HS** **HL** **HK-top** **HK-S** **HK-XS**

Application

Face Frame	✓	✓	✓	✓	✓	✓
Frameless	✓	✓	✓	✓	✓	✓
Wood	✓	✓	✓	✓	✓	✓
Narrow Aluminum frame	✓	✓	✓	✓	✓	✓
Wide Aluminum frame	✓	✓	✓	✓	✓	✓
Integrated						
BLUMOTION	✓	✓	✓	✓	✓	✓
Option Available						
SERVO-DRIVE	✓	✓	✓	✓		
Compatible With						
TIP-ON				✓	✓	✓



COMPACT CLIP

Concealed clip-on hinge
for face frame cabinets

Hinge Systems

Elegant Design, Superior Function

It's sometimes the smallest details that make the biggest impact. Hinges are just one small part of the kitchen, but they can really spice up any space. Create new possibilities with a wide range of hinge solutions for specialty cabinets, pantries with interior roll-outs or doors made with thick wood or glass. Choose a hinge with integrated BLUMOTION soft close so doors have smooth and quiet closing action regardless of their size, weight or the force with which they are closed. This feature can be deactivated for small, lighter doors.



COMPACT CLIP

Clip on and Soft Close Combined

COMPACT CLIP hinges utilize our CLIP technology so doors can be attached and removed tool-free.

- BLUMOTION integrated into the hinge cup
- Deactivation switch for small/light doors
- Three-dimensional cam adjustment with directional arrows for easy and precise adjustability
- Full and partial overlays for most face frame applications or door styles
- Overload safety feature protects hinge from damage if slammed



COMPACT BLUMOTION

Soft Close, One Piece Hinge

COMPACT BLUMOTION hinges were specifically designed for face frame cabinets. The soft close feature is built right into the hinge cup.

- BLUMOTION integrated into the hinge cup
- Deactivation switch for small/light doors
- Simple assembly and easy adjustment
- Full and partial overlays for most face frame applications and door styles
- Overload safety feature protects hinge from damage if slammed
- Three-dimensional adjustment



CLIP top BLUMOTION

The Secret is Inside

This hinge combines soft close BLUMOTION with Blum's innovative CLIP technology, making it a perfect blend of function and form in a small package.

- BLUMOTION integrated into the hinge
- Deactivation switch for small/light doors
- For door thicknesses up to 26 mm (1")
- Three-dimensional adjustment
- All metal hinge, nickel plated or onyx black
- Compatible with CLIP mounting plates and hinge arm cover caps



CLIP top





Proven Function and Design

Engineered with CLIP technology, cabinet doors with CLIP top hinges can be attached and removed quickly and without tools.

- Three-dimensional adjustment
- All metal hinge, nickel plated
- Wide array of specialty hinges available
- Add-on BLUMOTION soft close available





	 COMPACT CLIP	 COMPACT BLUMOTION	 CLIP top BLUMOTION	 CLIP top
Application				
Face Frame	✓	✓	✓	✓
Frameless			✓	✓
CLIP Mechanism	✓		✓	✓
Partial Overlay	✓	✓	✓	✓
Full Overlay	✓	✓	✓	✓
Standard Door	✓	✓	✓	✓
Thick Door			✓	✓
Angled Door			✓	✓
Narrow and Wide Aluminum Frame			✓	✓
Glass Door				✓
Bi-fold Door				✓
Blind Corner			✓	✓
Zero Protrusion			✓	✓
Integrated				
BLUMOTION	✓	✓	✓	✓
Compatible with				
TIP-ON	✓	✓	✓	✓
Available in				
Onyx Black			✓	



MOVENTO

Concealed runners with
high load capacity

Runner Systems



The Sophisticated Runner System

American living spaces are steeped in tradition, making wood cabinets a popular choice among homeowners. Blum's runner systems combine tradition with years of innovation and modern technology for drawers. Build custom solutions, such as deep or wide drawers, with confidence that they will open and close with ease, no matter how heavily loaded. Our concealed runners have integrated BLUMOTION soft close, so they will close quietly and softly each time.



MOVENTO

The Evolution of Motion

Handleless designs are no problem with MOVENTO. Combine the runner system with TIP-ON BLUMOTION or SERVO-DRIVE to open cabinets with a single touch.

Drawer lengths from:

305 mm (12") to 762 mm (30")
in 3" increments

- Full extension concealed runners with BLUMOTION soft close
- Static load capacity from 125 to 170 pounds
- Four-dimensional adjustment
- Runners for 1/2" to 5/8" drawer material thickness
- Bottom holes for mounting flush to bottom cabinet
- Lateral stabilization available for wide drawers
- Excellent stability and minimal sag, even with a fully loaded drawer
- Compatible with Pull-Out Shelf Lock
- Compatible with TIP-ON BLUMOTION
- Compatible with SERVO-DRIVE

TANDEM plus BLUMOTION

Universal. Functional. Smooth.

TANDEM runners allow for easy fine-tuning without tools, thanks to integrated height and tilt adjustment. And they're manufactured in our North Carolina facility.

Drawer lengths from:

229 mm (9") to 533 mm (21")
in 3" increments

- Full extension concealed runners with BLUMOTION soft close
- Static load capacity of 100 pounds
- Four-dimensional adjustment
- Runners for 1/2" to 3/4" drawer material thickness
- Bottom holes for mounting flush to bottom cabinet, on most popular lengths
- Lateral stabilization available for wide drawers
- Excellent stability and minimal sag, even with a fully loaded drawer
- Most popular lengths are compatible with Pull-Out Shelf Lock
- Compatible with SERVO-DRIVE

TANDEM edge BLUMOTION

Tried. Tested. Proven.

Innovation and experience are blended together in TANDEM edge BLUMOTION runners for an economical, smooth performing solution for wood drawers.

Drawer lengths from:

229 mm (9") to 533 mm (21")
in 3" increments

- 7/8 extension concealed runners with BLUMOTION soft close
- Static load capacity of 100 pounds
- Runners for 1/2" to 5/8" drawer material thickness



	MOVENTO	TANDEM plus BLUMOTION	TANDEM edge BLUMOTION
Application			
Face Frame	✓	✓	✓
Frameless	✓	✓	✓
Full Extension	✓	✓	
Partial Extension			✓
Heavy Duty	✓		
Standard Duty	✓	✓	✓
Bottom Mount	✓	✓	
Tool-Free Adjustments	Side-to-side, front height, and rear tilt. Optional depth.	Side-to-side, front height, and rear tilt. Optional depth.	Front height
Integrated			
BLUMOTION	✓	✓	✓
Compatible with			
TIP-ON BLUMOTION	✓		
Option Available			
SERVO-DRIVE	✓	✓	







LEGRABOX

Slim-sided drawers in multiple color options

Box Systems



Experience Elegance

Create more space in the kitchen without sacrificing style. With Blum's metal box systems, kitchens can be completely customizable in looks. Mix or match materials like stainless steel or Orion gray and add your own custom wood fronts. Drawer boxes assemble in a cinch, saving you time per project. And with the ability to make easy adjustments, you have more flexibility to get those drawers in perfect position.



LEGRABOX

Elegance in Motion

LEGRABOX can be recognized by its straight lines that create a sleek design. This box system offers notably slim drawer profile thicknesses available in three finishes.

Actual cabinet profile lengths from:
270 mm (11") to 650 mm (26")

- Compatible with TIP-ON BLUMOTION and SERVO-DRIVE
- Full extension runners with BLUMOTION soft close
- High dynamic carrying capacity, carrying 125 to 170 pounds
- Front fixing bracket guarantees maximum stability
- Sleek design available in stainless steel, matte Orion gray and matte silk white
- Lateral stabilization available for wide drawers
- Three-dimensional front adjustment

MERIVOBX

Coming in 2024

Blum's newest box system brings your ideas to life with easy assembly and enormous variety.

Actual cabinet profile lengths from:
270 mm (11") to 600 mm (24")

- Compatible with SERVO-DRIVE
- Full extension runners with BLUMOTION soft close
- High dynamic carrying capacity, carrying 125 to 170 pounds
- Front fixing bracket guarantees maximum stability
- Sleek design available in indium gray and matte silk white
- Lateral stabilization available for wide drawers
- Three-dimensional front adjustment

TANDEMBOX

Proven Durability

TANDEMBOX has proven its worth and offered enhanced user convenience for years. The full extension drawers close softly with integrated BLUMOTION.

Actual cabinet profile lengths from:
400 mm (16") to 550 mm (22")

- Full extension runners with BLUMOTION soft close
- High dynamic carrying capacity, carrying 100 pounds
- Front fixing bracket guarantees maximum stability
- Sleek design available in gray
- Lateral stabilization available for wide drawers
- Three-dimensional front adjustment



METABOX

One for All





With only a few component parts, this box system assembles quickly and works for a variety of applications in kitchens, hallways, bathrooms or even garages.

Actual cabinet profile lengths from:
270 mm (11") to 550 mm (22")

- Three-dimensional front adjustment
- Contemporary design
- Simple insertion and removal
- Available with BLUMOTION soft closing action





				
	LEGRABOX	MERIVOBX	TANDEMBOX	METABOX
Application				
Face Frame	Block out required	Block out required	Block out required	Block out required
Frameless	✓	✓	✓	✓
Standard Duty	✓	✓	✓	✓
Heavy Duty	✓	✓		
Interior-Roll Outs	✓	✓	✓	✓
Drawer Heights	5	2	3	4
Color	Stainless Steel, Orion Gray, Silk White	Indium Gray, Silk White	Gray	White
BLUMOTION	Integrated	Integrated	Integrated	Add-on option
Compatible with				
TIP-ON BLUMOTION	✓			
Option Available				
SERVO-DRIVE	✓	✓	✓	







REVEGO


Pocket systems for
new space concepts

Pocket Systems



New Perspectives

Our new product category, pocket systems, opens up completely new opportunities for creating multifunctional living spaces. REVEGO is Blum's unique pocket door system with fully integrated technology. No matter whether single or double door application, the full overlay fronts disappear into a dedicated narrow cabinet, the pocket. It's the ideal solution.





REVEGO

Available Spring 2024

Give Free Rein to Your Creativity

More and more people are merging their kitchen, dining, living and working space. This trend places high demand on modern living concepts. The ability to quickly open up complete living areas when you need them, and close them again when they are not in use, helps to create a homey atmosphere. REVEGO opens up completely new design possibilities for small and large rooms.

- REVEGO duo accommodates double door applications ranging in width from 900 mm to 1500 mm (35-7/16" to 59-1/16"). REVEGO uno accommodates single doors ranging from 450 mm to 900 mm (17-11/16" to 35-7/16") in width.
- Heights of 1800 mm to 3000 mm (70-7/8" to 118-1/8") are possible. With a front thickness of up to 26 mm (1"), the weight per panel can be up to 75 lb.



Organizational Systems



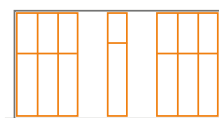
ORGA-LINE

Everything in its place



Organization at its Best

What good is a beautifully designed kitchen if you can't find the items you're looking for? Flexible in what they're able to store, our organization systems give kitchen users a complete overview of storage items at a glance. Choosing deep drawer organization options could be a night-and-day difference for drawers storing food items, plastic containers or even pots and pans. Create customized storage solutions for spices, knives and plates so they don't slide around in drawers!





AMBIA-LINE For Top Drawers

AMBIA-LINE is particularly suited for LEGRABOX and MERIVOBOX. Stylish and functional, AMBIA-LINE is available in Orion gray in order to provide a clean, harmonious look and function to the interior of drawers. The flatware trays are coated with soft touch, noise-dampening material, and the flexible utensil dividers make storing unique objects easy.

- Suited for LEGRABOX and MERIVOBOX drawer systems
- Helps provide clear view of storage items
- Flexible dividers to store special items
- Fits snugly in drawer
- Flatware insert coated with noise-dampening material

AMBIA-LINE For Deep Drawers

The AMBIA-LINE deep drawer insert and cross gallery divider system are versatile, allowing users to neatly organize a variety of kitchen items. For additional stability, the steel adapter plate for the deep drawer insert holds the system securely in place. Storing items from pots and pans to waste bins has never been easier.

- Suited for LEGRABOX and MERIVOBOX drawer systems
- Helps provide a clear view of storage items
- Flexible dividers for changing needs
- Adapter plate holds insert securely in place

ORGA-LINE For Top Drawers

Top drawers often store flatware, utensils and odds and ends. With ORGA-LINE, items stay neatly in place. This customizable system is made of stainless steel dividers and trays, making it easy to adapt to any drawer configuration. The flexible utensil dividers ensure a perfect fit for items of every shape and size.

- Best suited for MOVENTO, TANDEM and TANDEMBOX drawer systems
- Flexible dividers for unique items
- Removable trays
- Stainless steel trays are dishwasher safe up to 170°F
- Combine kits for wider drawers
- Fits snugly in drawers



ORGA-LINE For Deep Drawers

Storing items in a deep wood drawer or TANDEMBOX drawer is easy with ORGA-LINE. Items like pots and pans or plastic containers can be stored with their lids in one drawer, so the lids are always easy to find. ORGA-LINE can be quickly rearranged, making it a great adjustable storage solution.

- Best suited for MOVENTO, TANDEM and TANDEMBOX drawer systems
- Adjustable dividers for changing needs
- High-quality nylon and stainless steel parts
- Cross dividers are cut to length to accommodate all drawer widths







AMBIA-LINE
For Top Drawers

AMBIA-LINE
For Deep Drawers

ORGA-LINE
For Top Drawers

ORGA-LINE
For Deep Drawers

LEGRABOX	✓	✓		
MERIVOBX	✓	✓		
TANDEMBOX			✓	✓
MOVENTO			✓	✓
TANDEM			✓	✓
Flatware	✓		✓	
Utensils	✓		✓	
Odds and Ends	✓		✓	
Spice Tray		✓		✓
Plate Holder		✓		✓
Knife Holder	✓		✓	
Deep Drawer		✓		✓

Machines and Assembly Aids





The Easy and Fast Way To Assemble

Our wide range of drilling and insertion machines provides you with the right solution for everyday assembly. Quick setup and easy operation ensure the efficient assembly of all Blum hardware. Blum templates and assembly aids make it easy to transfer exact measurements. They are easy to use and ensure precise measurements.





Machines for Boring and Insertion

Accurate Boring and Insertion

Blum boring and insertion machines are designed to assemble Blum products. Set up and operation is simple and easy, and they allow you to precisely bore and insert Blum hardware.

MINIPRESS P

- Front adjustable boring distance with digital counter
- Pneumatic hold-down clamps
- Boring depth adjustment
- Ruler stops (qty 4)
- Dust collection attachment
- Optional laser center line set
- Accepts new 8 or 9 spindle heads

MINIPRESS M

- 110V power with molding plug (portable)
- Doesn't require pressurized air
- Ruler stops (qty 4)
- Tool kit included
- Dust collection attachment
- Accepts new 8 or 9 spindle heads

EASYSTICK and Machine Accessories

Quick and Error Free

This addition to your machine is easily adjustable and can efficiently change between operations.

EASYSTICK

- Computer controlled fence for MINIPRESS P (models 2007 and newer)
- Automatically moves stops for exact drilling results
- Determines drilling locations for all Blum products

9 Spindle Head

- Bores 9 holes spaced 32 mm apart, parallel to the fence
- Quick-disconnect chucks
- Bores cabinet side panel for 32 mm system boring for Blum mounting plates and runners

8 Spindle Head

- Bores 8 holes spaced 32 mm apart, perpendicular to the fence
- Quick-disconnect chucks
- Bores all METABOX, TANDEMBOX, and LEGRABOX front fixing brackets/galleries
- Bores cabinet side panels for all Blum runner systems

Templates and Assembly Aids

Precise Transfer of Measurements

Proven in everyday applications, Blum's templates facilitate the assembly of all Blum products. They can be used in both workshops and directly on-site.

Hinges

- Blum offers multiple assembly aids that can be used to bore the Blum hinge pattern and holes for mounting plates. The knock-in tool can be used to insert all Blum press-in hinges.

Wooden Drawers

- The Cabinet Profile Template or Universal Individual Template can be used to pre-bore holes for drawer runners. The Concealed Runner Template can then be used to bore holes for rear hooks or locking devices at the required angle.

Box Systems

- The Cabinet Profile Template or Universal Individual Template can be used to pre-bore holes for drawer runners.

Lift Systems

- With Blum's Universal Individual Template, you can pre-bore for AVENTOS lift mechanism locating pins. The SERVO-DRIVE boring template makes installing the SERVO-DRIVE switch quick and accurate.



Clamps for Drawer Assembly

Assemble Drawers Quickly

Assemble drawers for LEGRABOX, TANDEMBOX and MERIVOBX quickly and efficiently without complicated clamping.

BOXXFIX E-T

- For all TANDEMBOX heights and lengths
- For cabinet widths up to 1200 mm (47-1/4")
- For cabinet back heights up to 250 mm (9-13/16")


BOXXFIX E-L

- For all LEGRABOX heights and lengths
- For cabinet widths up to 1200 mm (47-1/4")
- For cabinet back heights up to 250 mm (9-13/16")

BOXXFIX Plus

- For all LEGRABOX, MERIVOBX and TANDEMBOX heights and lengths
- One adjustable stop for drawer width included (additional stops available)
- For cabinet widths up to 1200 mm (47-1/4")
- For back heights up to 350 mm (13-3/4")





Blum Services

Customized service 24/7

Services


Customized Solutions for Your Day-To-Day Work

What's the key to successfully implementing your projects? One factor is our high-quality cabinet hardware, and the other is the services we provide for them. Our services are precisely tailored to support you during every step of the process, allowing you to work more efficiently and save time.



Our services at a glance

Our services are customized to your specific needs for every step along your process chain, allowing you to work more efficiently and therefore save time — tailored to you and available when and where you need them.



Planning, design, quoting

Product Database offers specific product details, photos and CAD data. Our Product Configurator provides you with checked and complete parts lists specifically for your application.



Ordering

To make it easy to order your parts for your configuration, you can manage your different projects and order lists with ease under “My Projects” and “My Order Lists.”



Manufacturing

CAM data can be downloaded from the Product Configurator to assist you during the cabinet manufacturing process. Have a Blum EASYSTICK? Transfer BXF files from the Product Configurator directly to your machine.



Assembly, installation

Download our EASY ASSEMBLY app for quick access to assembly and installation instruction sheets and videos. The easy-to-use interface allows you to filter by product type. Save your most used products to your favorites to find the information again quickly.



Communication services

We offer comprehensive materials, free to use for your own targeted marketing. Our Marketing Media Library has a variety of photos, videos and logos to assist you in your own marketing efforts.



Swift Delivery

Our dedication to details starts with our automated high bay warehouse in North Carolina. Being close to customers allows us to react quickly to changing needs and handle unexpected surges in demand. The combination of automated warehouse technology and reputable shipping partners allows us to commit to customers receiving products swiftly and efficiently.



Customer Service

We have a highly trained and knowledgeable customer service team available to help in any stage of your project. When you call our office, you'll be connected to a live team member. In addition to this, we have experienced sales representatives in the field, providing on-site support. Please feel free to contact us with any questions you have along the way:

<http://www.blum.com/contact>



Sign up now for a free E-SERVICES account. e-services.blum.com



Find out more about our E-SERVICES: blum.com/e-services




Application Inspiration



Inward opening pantry door
Create hidden spaces with the flip of a hinge.




SPACE TOWER
The ultimate solution for pantry units



SPACE TWIN
A functional solution for small storage spaces



Learn more about our future innovations:
www.blum.com/us/en/products/innovations/future-innovations/



SPACE STEP

Create extra storage space and provide a step for easy access to higher cabinets.



SPACE CORNER

An innovative idea for corners



moving ideas

At Blum, we pay attention to those small, but valuable, details. We're attentive in everything we do. With our carefully engineered hardware, innovative motion technologies and customized services, we help move your ideas forward. Let's move the world together.



Quality of living

We engineer our products with your lifetime in mind. As your mobility needs change, Blum hardware keeps your cabinets accessible.



Product range

Everything from a single source: Our wide range of products allows you to keep up with the trends of today and tomorrow.



Inspiration

We monitor global trends and strive to create the solutions of tomorrow. We like to share our insights with you.



Innovation

We stay in motion. Our curiosity and pioneering spirit drive us to develop new products and services for you.



Services

We support your daily operations with customized services tailored to your processes.



Quality

We continuously strive to improve our products, services and ourselves.



Trust

It's our goal to build lasting relationships with our customers, employees and in our community.

Julius Blum started our journey in 1952 with horseshoe studs. Today we supply innovative hardware to customers in over 120 countries.

Please visit blum.com for information on other Blum products
LIT.BUS2100.01.24 Ident. 26344220 © 2024 Blum, Inc.

Blum, Inc.
7733 Old Plank Rd.
Stanley, NC 28164
800-438-6788
blum.com

proudly distributed by

RUGBY[®]
Architectural Building Products

1-855-650-3265 | www.rugbyabp.com