



MASONITE.
DOORS



**INTERIOR
DOORS**

Unique. Versatile. Timeless.

LIVINGSTON™ P06





MASONITE®

DOORS

Masonite is committed to delivering unsurpassed performance in interior and exterior doors and glass products. We provide much more than a door; we deliver a total experience, giving you a complete line of products, services and support tools designed to enhance curb appeal and the interior aesthetics of a home.

We are your leading source for the latest trend insights and design ideas, delivering distinctive doors that complement any style and personal taste. From the crisp, clean lines of our Heritage Series™, to the versatility of our molded panel collection, we offer a breadth of interior doors to meet any design, performance and material need. It's never been easier to find the perfect door for your home.

Solid Core Doors // 02

Interior Doors // 04

Livingston™ // 06

Heritage Series™ // 08

West End Collection. // 10

Molded Panel Doors // 12

Flush Series // 14

Emerald. "Green" Doors // 15

Design and Size Options // 16





Safe 'N' Sound.

THE NEW STANDARD

SOLID CORE

DOORS

We are on a mission to put solid core doors in every home. Made of solid material all the way through, they feel more substantial and block sound more effectively. For minimal cost, solid core doors create a dramatic improvement in overall quality.

- ▶ Solid core doors are **SOUND REDUCING** they block sound more efficiently than hollow doors.
- ▶ Solid core doors are simply built better with a strength you can **FEEL** the moment you open the door.
- ▶ Solid core doors are **DURABLE**, able to withstand the dents and dings of normal wear.

It's time for a better door experience.


Make solid core doors the STANDARD.

Interior Doors

AT A GLANCE

Our dedication to superior craftsmanship allows us to deliver unsurpassed quality and value in interior doors. We offer a comprehensive selection of door styles—all crafted with exacting attention to detail.

LIVINGSTON.



► Unique, versatile, and timeless design perfect for any style of home.




HERITAGE SERIES.



► Celebrate traditional craftsmanship with clean lines that blend seamlessly with their surroundings.



WEST END COLLECTION.



► Embrace the beauty of minimalism with the sophisticated, streamlined look of embossed lines.



MOLDED PANEL DOORS




► Add a defining element to any space with familiar designs that offer timeless appeal.







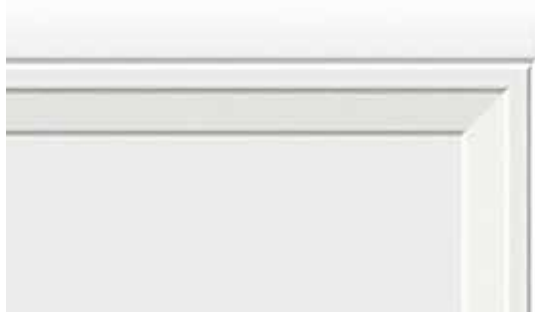
Livingston™




Livingston.




LIVINGSTON™




- ▶ Unique, versatile and timeless design perfect for any style of home
- ▶ Smooth, primed surface ideal for painting
- ▶ Full range of passage and bifold doors
- ▶ Safe 'N Sound, solid core construction available for better durability, sound reduction and the heft and feel of a wood door
- ▶ 20-minute fire-rating doors available for select heights & designs (1-3/4" width only)



▶ Heritage Series™ / Winslow™



Lincoln Park,



Logan-




Winslow-




HERITAGE SERIES™


AUTHENTIC ARCHITECTURAL DETAIL



- ▶ Clean lines convey traditional craftsmanship and blend seamlessly into surroundings
- ▶ Smooth, primed surface ideal for painting
- ▶ Full range of passage and bifold doors
- ▶ Safe 'N Sound, solid core construction available for better durability and sound reduction with the heft and feel of a wood door
- ▶ 20-minute fire-rated doors available for select heights and designs (1-3/4" width only)



Berkley®




Melrose®

▶ West End Collection® / Melrose®

West End Collection is not available for use with double-door applications.
Due to our manufacturing process, the horizontal alignment for our bifolds may fall within a 3/16" tolerance.

WEST END COLLECTION.



- ▶ A streamlined look and sophisticated, embossed lines embody minimalism
- ▶ Smooth, primed surface ideal for painting
- ▶ Full range of passage and bifold doors
- ▶ Safe 'N Sound. solid core construction available for better durability and sound reduction with the heft and feel of a wood door
- ▶ 20-minute fire-rated doors available for select heights and designs (1-3/4" width only)



2 Panel
Smooth



2 Panel Roman
Smooth



Cheyenne
2 Panel
Camber-Top Plank
Smooth



2 Panel Arch-Top
Textured



4 Panel
Smooth



6 Panel
Smooth or Textured



Riverside
5 Panel Equal
Smooth

MOLDED PANEL DOORS



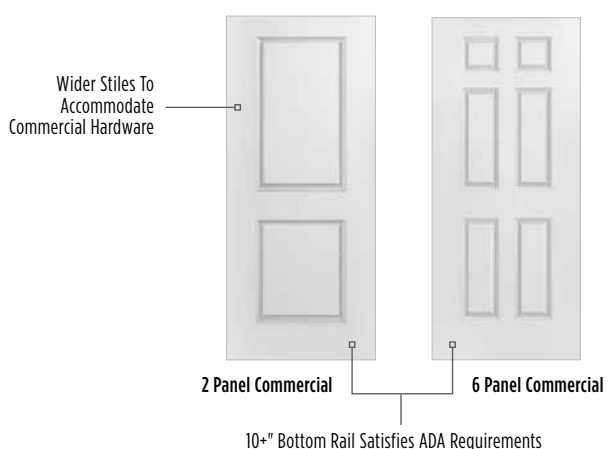
▶ Cheyenne - / 2 Panel Camber-Top Plank



▶ 2 Panel Square



- ▶ Familiar designs with universal appeal add a defining element to any space
- ▶ Perfect for painting
- ▶ Full range of passage and bifold doors
- ▶ Safe 'N Sound, solid core construction available for better durability and sound reduction with the heft and feel of a wood door
- ▶ 20-minute fire-rated doors available for select heights and designs (1-3/4" width only)



FLUSH SERIES

DURABLE. LOW MAINTENANCE.



Primed MDF



Oak



Birch




Hardwood

- ▶ Simple, flush design provides a clean, contemporary look
- ▶ Primed MDF or wood veneer available



Eco-Friendly Engineered Emerald® “Green” Doors



LEED V4 Assessment For “Green Association & Certification Cross Reference”

LEED V4 CREDIT	SAFE ‘N SOUND EMERALD		HOLLOW CORE EMERALD	
	Molded Panel	Flush Primed MDF	Molded Panel	Flush Primed MDF
Home				
Environmentally preferable products	•	•	•	•
Low-emitting products	•		•	•
New Construction				
Building product disclosure and optimization—sourcing of raw materials	•	•	•	•
Low-emitting materials	•	•	•	•
Acoustic performance	•	•		


▶ Winslow.




TECHNICAL & SUPPORT INFORMATION ON EMERALD “GREEN”



- ▶ This product contributes to satisfying the credits of the U.S. Green Building Council's LEED, Green Building Rating System. For current applicable LEED standards, visit www.usgbc.org.
- ▶ Evaluations of Green Certifications are provided as a courtesy for Masonite customers. Further confirmation should be completed on a project basis by consulting the certification guidelines or contacting an association representative for verification.
- ▶ USGBC, and LEED, are registered trademarks of the U.S. Green Building Council.

Note: Not all designs are available in Emerald offering; contact Masonite for the complete product offering. The above referenced certifications are based on the following versions: LEED NC-3.0 / LEED H-2008 / LEED V4-2015. For technical specification information, visit masonite.com or contact us at 1-800-663-DOOR (3667).

Design & Size Options

LIVINGSTON..			PASSAGE											BIFOLDS									
			12"	14"	15"	16"	18"	20"	24"	26"	28"	30"	32"	34"	36"	18"	24"	28"	30"	32"	36"	48"	60"
 Commercial 10" Bottom Rail	LIVINGSTON.. (3 PANELS)																						
	Smooth 80"		•	•	•	•	•	•	•	•	•	•	•	•	•	•	•	•	•	•	•	•	•
	Smooth 84"		•	•	•	•	•	•	•	•	•	•	•	•	•	•	•	•	•	•	•	•	•
Smooth 96"		•	•	•	•	•	•	•	•	•	•	•	•	•	•	•	•	•	•	•	•	•	

HERITAGE SERIES.			PASSAGE											BIFOLDS								
			12"	14"	15"	16"	18"	20"	24"	26"	28"	30"	32"	34"	36"	18"	24"	28"	30"	32"	36"	48"
 Commercial 10" Bottom Rail	LINCOLN PARK (1 PANEL)																					
	Smooth 80"		•	•	•	•	•	•	•	•	•	•	•	•	•	•	•	•	•	•	•	•
	Smooth 84"		•	•	•	•	•	•	•	•	•	•	•	•	•	•	•	•	•	•	•	•
Smooth 96"		•	•	•	•	•	•	•	•	•	•	•	•	•	•	•	•	•	•	•	•	
 Commercial 10" Bottom Rail	LOGAN.. (2 PANELS)																					
	Smooth 80"		•	•	•	•	•	•	•	•	•	•	•	•	•	•	•	•	•	•	•	•
	Smooth 84"		•	•	•	•	•	•	•	•	•	•	•	•	•	•	•	•	•	•	•	•
Smooth 96"		•	•	•	•	•	•	•	•	•	•	•	•	•	•	•	•	•	•	•	•	
 Commercial 10" Bottom Rail	WINSLOW (3 PANELS)																					
	Smooth 80"		•	•	•	•	•	•	•	•	•	•	•	•	•	•	•	•	•	•	•	•
	Smooth 84"		•	•	•	•	•	•	•	•	•	•	•	•	•	•	•	•	•	•	•	•

WEST END COLLECTION.			PASSAGE											BIFOLDS								
			12"	14"	15"	16"	18"	20"	24"	26"	28"	30"	32"	34"	36"	18"	24"	28"	30"	32"	36"	48"
	BERKLEY.**																					
	Smooth 80"		•*	•*	•*	•*	•*	•*	•	•	•	•	•	•	•	•	•	•	•	•	•	•
	Smooth 84"		•*	•*	•*	•*	•*	•*	•	•	•	•	•	•	•	•	•	•	•	•	•	•
	MELROSE.**																					
	Smooth 80"		•*	•*	•*	•*	•*	•*	•	•	•	•	•	•	•	•	•	•	•	•	•	•
	Smooth 84"		•*	•*	•*	•*	•*	•*	•	•	•	•	•	•	•	•	•	•	•	•	•	•

*Thinner outer style will not affect functionality.

**Not for use with double doors.

Note: 48", 60" and 72" bifolds are achieved by doubled 24", 30" and 36" bifolds.

Molded Panel Doors Notes: Please note that some sizes are only available as a result of being trimmed from a larger facing. The trimming process may result in a stile width that is too narrow to accommodate a standard bore. To machine a standard bore with a 2-3/8" backset on the lock hole and a 2-1/8" diameter bore, the outer stile measurements must be no less than 3-7/16" wide. Many facings have a lockrail that will accommodate a standard bore even when the stile width is too narrow. Please refer to Masonite Molded Door Facing Dimensional Specifications to verify the outer stile measurements or contact your Masonite Interior Door servicing plant. Textured refers to embossed wood-grain. Pre-finished white is available as textured only. Not all molded panel designs and sizes are available in all regions as stock products. Please check for special order availability.



MOLDED PANEL DOORS		PASSAGE												BIFOLDS											
		12"	14"	15"	16"	18"	20"	24"	26"	28"	30"	32"	34"	36"	42"	16"	18"	24"	28"	30"	32"	36"	48"	60"	72"
	2 PANEL ARCH-TOP																								
		Textured 80"	•	•	•	•	•	•	•	•	•	•	•	•	•	•	•	•	•	•	•	•	•	•	•
	2 PANEL ROMAN SMOOTH																								
		Smooth 80"	•	•	•	•	•	•	•	•	•	•	•	•	•	•	•	•	•	•	•	•	•	•	•
		Smooth 84"	•	•	•	•	•	•	•	•	•	•	•	•	•	•	•	•	•	•	•	•	•	•	•
	Smooth 96"					•	•	•	•	•	•	•	•	•				•	•	•	•	•	•	•	
	CHEYENNE																								
		Smooth 80"	•	•	•	•	•	•	•	•	•	•	•	•	•			•	•	•	•	•	•	•	•
	Smooth 96"	•	•	•	•	•	•	•	•	•	•	•	•	•			•	•	•	•	•	•	•	•	
	2 PANEL																								
		Smooth 80"	•	•	•	•	•	•	•	•	•	•	•	•	•	•	•	•	•	•	•	•	•	•	•
		Smooth 84"	•	•	•	•	•	•	•	•	•	•	•	•	•	•	•	•	•	•	•	•	•	•	•
	Smooth 96"	•	•	•	•	•	•	•	•	•	•	•	•	•	•	•	•	•	•	•	•	•	•	•	
	4 PANEL																								
		Smooth 80"	•	•	•	•	•	•	•	•	•	•	•	•	•	•	•	•	•	•	•	•	•	•	•
		Smooth 84"	•	•	•	•	•	•	•	•	•	•	•	•	•	•	•	•	•	•	•	•	•	•	•
	Smooth 96"	•	•	•	•	•	•	•	•	•	•	•	•	•	•	•	•	•	•	•	•	•	•	•	
	RIVERSIDE																								
		Smooth 80"	•	•	•	•	•	•	•	•	•	•	•	•	•	•	•	•	•	•	•	•	•	•	•
		Smooth 84"	•	•	•	•	•	•	•	•	•	•	•	•	•	•	•	•	•	•	•	•	•	•	•
	6 Panels Smooth 96"	•	•	•	•	•	•	•	•	•	•	•	•	•	•	•	•	•	•	•	•	•	•	•	
	6 PANEL																								
		Smooth 80"	•	•	•	•	•	•	•	•	•	•	•	•	•	•	•	•	•	•	•	•	•	•	•
		Textured 80"	•	•	•	•	•	•	•	•	•	•	•	•	•	•	•	•	•	•	•	•	•	•	•
		Smooth 84"	•	•	•	•	•	•	•	•	•	•	•	•	•	•	•	•	•	•	•	•	•	•	•
		Textured 84"									•	•	•	•	•	•	•	•	•	•	•	•	•	•	
		Smooth 96"	•	•	•	•	•	•	•	•	•	•	•	•	•	•	•	•	•	•	•	•	•	•	•
	Textured 96"									•	•	•	•	•	•	•	•	•	•	•	•	•	•		
	2 PANEL COMMERCIAL																								
	Commercial 10" Bottom Rail	Smooth 80"													•	•	•	•							
Smooth 84"														•	•	•	•								
	6 PANEL COMMERCIAL																								
	Commercial 10" Bottom Rail	Smooth 80"													•	•	•	•	•	•					
Smooth 84"														•	•	•	•								

FLUSH SERIES		PASSAGE												BIFOLDS										
		12"	14"	15"	16"	18"	20"	24"	26"	28"	30"	32"	34"	36"	18"	24"	28"	30"	32"	36"	48"	60"	72"	
	80", 84", 96" Heights																							
	MDF																							
	Primed		•	•	•	•	•	•	•	•	•	•	•	•	•	•	•	•	•	•	•	•	•	•
	VENEER																							
Oak, Birch, Hardwood		•	•	•	•	•	•	•	•	•	•	•	•	•	•	•	•	•	•	•	•	•	•	



MASONITE
DOORS

1-800-663-DOOR

9am to 5pm / Monday through Friday, EST

masonite.com



Proudly Supplied By

RUGBY[®]
Architectural Building Products

1-855-650-3265 | www.rugbyabp.com