

StyleLite®

Ultra Modern, High Quality
Finishes for Residential and
Commercial Applications



...Now with TruColor Technology



www.stylelite.net

EGR
DECOR



Residential; Cabinetry & Furniture p 5 - 8



Residential; Closets & Storage p 9 - 10



Commercial, Retail & Other Non-Residential;
Cabinetry, Fixtures & Furniture p 11 - 12



RV & Other Mobile Living;
Cabinetry & Furniture p 13 - 14

your residential and commercial projects

StyleLite is perfect for many decorative vertical surface applications including:

- Residential; Cabinetry & Furniture
- Residential; Closets & Storage
- Commercial; Retail, Office & Other Non-Residential; Cabinetry, Fixtures, Furniture & Walls
- RV & Other Mobile Living; Cabinetry & Furniture

Introducing StyleLite

StyleLite is a laminate and panel system offering cabinet, closet and store fixture manufacturers, millworkers, furniture makers and the design industry a contemporary and highly flexible ultra gloss and matte solution that is both luxurious and affordable.

StyleLite delivers a far superior surface finish and appearance compared to high pressure laminate, PET, melamine, paint and RTF and other thinner acrylic laminate.

EGR manufactures StyleLite laminate using our world class **TruColor** co-extrusion technology, then bonds it to various substrates using a super fine layer of high performance waterproof and highly heat resistant polyurethane (PUR) adhesive to produce StyleLite panels which are supplied ready to fabricate.

StyleLite laminates and panels are manufactured to stringent internationally recognized quality standards and are suitable for virtually any residential, retail, commercial, cultural or institutional project where a ripple free, highly durable and easy to maintain contemporary finish is desired.

Introducing New TruColor Technology

Our latest proprietary co-extrusion technology called **TruColor** is used in the manufacture of all StyleLite finishes.

TruColor incorporates an additional layer of UV enhanced color enriched ABS resulting in a surface finish with exceptional color consistency, depth and flatness combined with advanced color fastness due to improved resistance to the impact of UV rays associated with exposure to the sun and ambient light.

StyleLite's Superior Features

- Ultra high gloss and matte finishes with incredible color consistency, depth, surface flatness
- Diverse range of solid colors, metallics and special patterns
- Identical matching laminates in all colors and finishes
- Color matching edge bands for glue and heat activating edgebanders
- Perfectly balanced panels
- Superior workability including the ability to bend to create seamless edges and tight curves
- High resistance to chipping and cracking
- Panels which will not delaminate around heat producing appliances such as ovens, dishwashers, steamers, ranges, and coffee makers
- Repairable gloss surfaces
- Available in a range of different cores, lengths and thicknesses
- Exceptional UV resistance and color fastness
- High levels of stock in two strategically located US facilities
- 10 Year Indoor Warranty (3 years warranty for commercial)
- Comprehensive network of distributors throughout the US and Canada
- Unrivaled technical support from product experts

Color Range

Solid Colors

Arctic (T)

Slate (T)

Alabaster (T)

Charcoal (T)

Sand

Carbon (T)

Mocha

Atlantic

Ash (T)

Ruby

Dove (T)

The colors shown are depictions only and are likely to vary from actual colors. Color selection should be made based on viewing physical StyleLite samples.

All colors come standard in a TruGloss finish.

(T) This color is also available in TruMatte our super flat finish.

Metallics

Silver

Graphite (T)


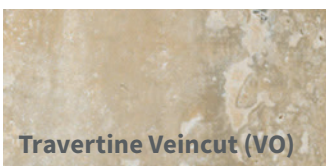








Champagne

Brilliant Pearl



colors, patterns and finishes

Decor Fusion Special Patterns



(V) This color is also available in Velvet (matte) finish.
(VO) This color is only available in Velvet (matte) finish.

All grains run parallel with the long axis of the StyleLite sheet or panel

Panel Sizes

High Moisture Resistant MDF Core

- Nominal 3/4" (18mm) 4' x 8' (all colors)
- Nominal 3/4" (18mm) 4' x 10' (many colors)

Standard MDF Core

- Nominal 1/4" (7mm) 4' x 8' (metric) (many colors)

Lightweight Falcata Plywood Core

- Nominal 5/8" (16.5mm) 4' x 8' (metric) (several colors)

StyleLite Edge Tape

A near seamless appearance can be achieved using StyleLite high quality color matched edge tape, which is available for use with glue and heat activating edgebanders. Many other contrasting and dual color tapes can be used to achieve a sophisticated and contemporary style.

StyleLite Laminate (SHAB)


StyleLite 0.8mm to 2.0mm thick laminate (SHAB) is also available to complement and contrast StyleLite panels.


Due to its inherent flexibility and the thermoforming characteristics of StyleLite laminate, creating tantalizing curves, seamless corners and edges and many other special design elements are limited only by imagination.

Availability

StyleLite panels, matching edge tape and StyleLite laminate are available from selected specialist distributors throughout North America.

Mirror





ARCTIC TRUMATTE
AND CARBON TRUMATTE



Setting the Standard in Residential Cabinetry

In residential cabinetry and furniture applications, StyleLite outclasses the competition. Its thick, optical grade, glass like pristine appearance is highly sought after and is the envy of others.

StyleLite simply excels in the home, especially in the kitchen, bathroom and laundry.

With excellent durability, including the ability to restore its gloss finish if lightly or moderately scratched and unsurpassed resistance to chipping, cracking, flaking and peeling, StyleLite is the preferred choice of many architects, designers, manufacturers and homeowners for contemporary cabinetry and furniture.

STYLELITE EXCELS IN THE HOME,
ESPECIALLY IN THE KITCHEN,
BATHROOM AND LAUNDRY.

Furniture



**SLATE TRUMATTE
AND DOVE TRUGLOSS**



**ARCTIC TRUMATTE
AND TITANIUM TRUGLOSS**





ARCTIC TRUMATTE

Storage



Incomparable in Closet Applications

StyleLite panels are perfect for closet doors, shelves and dividing and end panels.

Combining incredible bending properties and long panel lengths (10'), StyleLite can be designed and fabricated to create the most beautiful, sophisticated and striking cabinetry and closet elements including thick seamless panels and shelves.

Our latest addition is our optically flat, pristinely reflective Mirror Panel which many closet manufacturers are incorporating into their projects.

STYLELITE PANELS ARE PERFECT FOR CLOSET DOORS, SHELVES AND DIVIDING AND END PANELS.

Designed to replace glass mirror, StyleLite Mirror offers a superior alternative due to its lightweight and ease of workability with most standard tools.



Exceptional Durability & Finish in Commercial & Retail

In commercial, social and cultural environments such as offices, hotels, multi-family unit projects, museums, sporting facilities and showrooms, StyleLite leads the way providing designers and building owners with not only elegant but practical cabinetry, furniture, fixture options and wall linings.

Ideal for use in the retail sector, and used by many well known retail brands, StyleLite is a perfect alternative for painted surfaces, TFL and other inferior solid core and high pressure laminates.

StyleLite provides designers and fabricators with a vastly superior finish as well as excellent resistance to chipping, cracking, peeling and flaking.

The vastly superior workability of StyleLite in the shop results in far less rework and considerably greater flexibility in designing special aesthetic features.



STYLELITE LEADS THE WAY PROVIDING DESIGNERS
AND BUILDING OWNERS WITH NOT ONLY ELEGANT BUT
PRACTICAL CABINETRY, FURNITURE AND FIXTURE OPTIONS.

Related; Cabinetry, Fixtures, Furniture and Wall Panels



ARCTIC TRUGLOSS AND
WIRED MERCURY VELVET



SIENNA TEAK TRUGLOSS





Travel Further with StyleLite

StyleLite plywood core panels are extensively used in the mobile transportation sector due to their extreme lightweight combined with contemporary appeal. Manufactured on lightweight Falcata plywood core laminated with PUR (polyurethane reactant) adhesive, StyleLite is perfect where robustness against heat and humidity are mandatory as well as superior aesthetics, weight reduction and functionality are essential.



STYLELITE PLYWOOD CORE PANELS ARE EXTENSIVELY USED IN THE MOBILE TRANSPORTATION SECTOR DUE TO THEIR EXTREME LIGHT WEIGHT.

StyleLite® Panel Properties & Performance

Properties	TruGloss	TruMatte
Gloss Level	> 90%	6%
Mass (Nom. 3/4" MDF)	2.8 lbs/sf or 91 lbs/4'x8' panel or 113 lbs/4x10' panel	
Mass (Nom. 1/4" MDF)	1.1 lbs/sf or 36 lbs/4'x8' panel	
Mass (Nom. 11/16" MPP Carcass)	2.2 lbs/sf or 72 lbs/4'x8' panel	
Mass (Nom. 21/32" Plywood)	1.6 lbs/sf or 50 lbs/4'x8' panel	
Surface Hardness (Post Cure)	4H	6-7H
Heat Distortion Temperature	185° F	
Service Temperature	158° F	
Stain Resistance	No Effect	
Steam Resistance	No change after 30 minutes	
Dry Heat Resistance	No loss of gloss or color change	
Strength of PUR Lamination Bond	100% Fiber Split	
Panel Backer	2S - Equivalent StyleLite Laminate; 1S - Thick ABS Laminate	
StyleLite Laminate Thickness	1.0mm – 2.0mm	0.8mm



TIERRA ELM VELVET

Caring for Our Environment

StyleLite offers significant environmental advantages compared with other contemporary panel and laminate products.

Unlike other potentially environmentally harmful processes such as spray painting, no Volatile Organic Compounds (VOCs) are produced or released in the manufacturing or use of StyleLite.

None of the color pigments used in StyleLite contain heavy metals, such as lead or cadmium. StyleLite laminate is also recyclable – making it the best high gloss and matte choice for modern eco-friendly interiors.

The MDF and Plywood cores used in the manufacture of StyleLite laminated panels are also eco-friendly and safe complying with one or more of CARB P2, TSCA Title VI, E0 and ULEF standards for formaldehyde emissions.

Proudly Supplied By



1-855-650-3265
www.rugbyabp.com | iShopRugby.com

Specification Support by



866-599-1433
designonesource.com