

FIBERCRAFT®

Premium & Pro Composite Entry Doors

SELECT PREMIUM
SERIES DOORS USE:



GLASS★CRAFT®
DOOR COMPANY

AWARD-WINNING, PATENTED FIBERCRAFT DOORS

How To Use This Catalog

This catalog offers pictures and descriptions of GlassCraft's entire offering of our award-winning FiberCraft series doors. To quickly and easily find additional information for individual doors, such as pricing or door options, scan the QR Code at the bottom of each page with your phone or tablet. This action will take you directly to the online catalog page that you scanned, and this page has additional product information. Alternatively, you can access this catalog page on our website with your computer.

Either way, as you access the online version of this catalog, you may click any individual door image, which will then open additional windows listing pricing, door options, available colors and sizes, prehang information, etc. for each door.

Why Choose a FiberCraft Composite Door

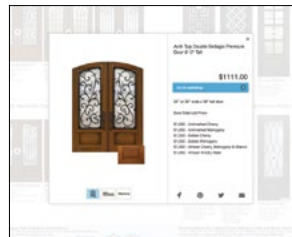
The primary reason is appearance. GlassCraft's composite doors look like real wood. No other fiberglass composite door has a more distinguished detail, a more refined tactile surface, or simply a more carefully crafted appearance than GlassCraft's Artisan and Estate finished fiberglass doors. Plus it is an environmentally friendly product and offers many options for customization to suit customer requirements. FiberCraft also offers an extensive selection of designs, including many unique options. See the multiple benefits of a FiberCraft entry door below.

Accessing The Catalog



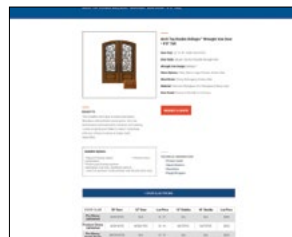
Step 1

Scan the QR Code at the bottom of the catalog page with your Mobile device. The online version of that page pops up.



Step 2

Click on the + sign to get a quick pricing overview. From this page, click on More Details button to view the details page.



Step 3

View the detailed product page with info on options, pre-finishing, door slab and prehung pricing.

The Benefits of GlassCraft's FiberCraft Doors

- Authentic and Realistic wood grains
- Patented CFC-Free "green" polyurethane BioFoam core in Premium Series doors
- Patented Award-Winning Low VOC and HAP-free finishing process
- Patented Artisan door distressing process
- Patented real handmade external wrought iron grille options
- Patented GBG grille options
- High resistance to extreme temperature fluctuations
- Door and sidelite frames will not rot, warp, split or crack
- Full-size doors available for replacement in your current home
- Limited lifetime warranty for Premium Series
- Impact tested and approved entry configurations
- Energy Star® qualified for a variety of door configurations
- Composite pre-hung entry options with transoms and sidelites
- Rustic door options with speakeasies, straps and clavos
- Solid reinforced stiles from top to bottom eliminating thermal deflection for Premium Series doors
- Narrow Profile door series offers trending design to personalize your home

All photos, drawings, and product designs are copyright ©1982–2021 GlassCraft Door Company, Houston, Texas. Designs including the Austin, Barcelona, Bellagio, Brazos, Cantania, Casablanca, Charleston, Courtlandt, Florence, La Salle, Marsais, Marsala, Marbella, Novara, Palermo, Salento, St. Charles, Valencia, Versailles, Warwick are all registered copyright designs. Artisan Collection, Buffalo Forge Steel Doors, Biofoam, Cantania, Casablanca, Courtlandt, Estate Collection, FiberCraft, La Salle, Charleston, Marbella, Marsala, Marsais, Novara, Palermo, Salento, St. Charles, Warwick, Looks so good you'll think it's wood, GlassCraft, GlassCraft Door, GlassCraft.net, and the GlassCraft logo are all registered trademarks. Any duplication without specific written authorization from GlassCraft Door Company is strictly prohibited. © 2021 GlassCraft Door Company. All rights reserved.

The FIBERCRAFT PRO SERIES AND PREMIUM SERIES


Two Series of FiberCraft Doors to Choose From

Available are two different FiberCraft Door Series: the PRO-SERIES and the PREMIUM-SERIES. The **FiberCraft Pro Series** includes a 5-year warranty on both the door and the finish performance. This door features a high-definition Cherry wood grain on both 6'8" and 8'0" tall doors with a rot-free composite bottom rail, and lock-blocks on both door edges. The Pro Series is available with all Estate wood finish options. The Pro Series cherry doors look virtually identical to the Premium Series cherry wood grained doors, but at a lower price.

FiberCraft Premium Series doors are the strongest, best-built fiberglass composite doors available. These doors include a lifetime warranty on the door slab and a 5-year warranty on the door finish. They are constructed with full length, full width door stiles built into BOTH long side edges of the door to virtually eliminate thermal warping and deflection in cold weather. Plus this method adds significant strength to the door. These door stiles are produced using an LSL Laminated Strand Lumber beam made from sustainable Aspen timber, and they use our patented BioFoam door core — both are green innovations that provide a strong, high-performance door. This Premium Series is available with all Estate and Artisan door finish colors and wood grains.

Visit www.glasscraft.com for warranty details.

BENEFITS	GlassCraft Premium Series	GlassCraft Pro Series	Other Door Brands
High-Definition wood grains	✓	✓	?
Plant-based 3 lb. density urethane bio-foam	✓	no	no
Standard 2-pound density urethane foam	not needed	✓	✓
Water-blown foam	✓	✓	?
Reinforced Stiles on both door edges	✓	no	no
Lock blocks on both door sides	not needed	✓	no
Composite rails to eliminate moisture	top and bottom	bottom only	no
Solvent-free finishing system	✓	✓	no
Very low VOC finishing process	✓	✓	no
No HAPs emitted in finishing	✓	✓	no
Low toxicity MDI used in production	✓	✓	no
No Styrenes in foam or finishing	✓	✓	no




Pro Series

- A** Bottom Rail is made from composite material and is rot-resistant and waterproof.
- B** Wood stiles with lock-blocks used on BOTH door edges for strong mounting of door hardware on either right or left side of door. Top rail is made of wood.
- C** The core of the door is filled with a 2-pound density urethane foam for good insulation performance.
- D** Award-winning Estate prefinish options provide the most authentic wood grains. These prefinish options utilize a water-based process that emits zero hazardous air pollutants.
- E** The fiberglass reinforced door skin exactly imitates highly detailed wood door grains for a high-definition wood appearance.

Premium Series

- A** Top and Bottom Rail utilizes 100% recycled composite content and is completely rot-resistant and waterproof.
- B** LSL Laminated Strand Lumber stiles used on BOTH door edges virtually eliminate the potential for warping, and provide a secure mounting for door hardware on either door edge.
- C** The core of the door is filled with patented BioFoam®, a unique insulating foam produced utilizing plant-based oil sources. This 3-pound foam is 50% more dense than Pro-Series.
- D** Award-winning Estate & Artisan prefinish options provide beautiful authentic wood grains. These prefinish options utilize a water-based process that emits zero hazardous air pollutants.
- E** Both door edges are constructed using hard-rock maple for screw holding strength and beauty.
- F** The fiberglass reinforced door skin exactly imitates highly detailed wood door grains for a high-definition wood appearance.



FiberCraft Door Sizes and Heights

FiberCraft Premium and Pro doors are made to the full-size widths as listed in this catalog, and are constructed to industry standard heights of **79-1/4" for 6'8" doors and 95-1/4" for 8'0" doors**. Full height doors are available for most Premium Series door styles at an extra charge — please inquire.

12 FIBERCRAFT WOOD GRAIN TEXTURES

Select from different wood grain textures and door panel profiles

Choose from one of the following 4 wood grains, each available in 3 finish-texture levels — for a total of 12 unique options. Different door profiles offer different wood grain choices and different panel profiles — these options are shown below. Premium Artisan Collection wood grains are available with a factory prefinish only. Estate Collection wood grains are available unfinished or with a factory prefinish.

CHERRY



Estate Cherry wood grain and panel profile available unfinished or prefinished




Artisan Antique Cherry grain and panel profile available prefinished only




Artisan Distressed Cherry grain and panel profile available prefinished only


KNOTTY ALDER



Estate Knotty Alder wood grain and panel profile available unfinished or prefinished



Artisan Antique Knotty Alder grain and panel profile available prefinished only




Artisan Distressed Knotty Alder grain and panel profile available prefinished only


MAHOGANY



Estate Mahogany wood grain and panel profile available unfinished or prefinished




Artisan Antique Mahogany (shown with Craftsman Door panel) available prefinished only



Artisan Distressed Mahogany wood grain and panel available prefinished only

FIR



Estate Fir Craftsman/Shaker panel and wood grain available unfinished or prefinished



Artisan Antique Fir panel and wood grain available prefinished only



Artisan Distressed Fir wood grain and panel available prefinished only

THE DIFFERENCE IS IN THE FINISHING: ESTATE & ARTISAN

Estate Collection® Finish Options for Pro or Premium Series Doors

Looks so good, you'll think it's wood.®

GlassCraft's Estate and Artisan Finish Collection features the most authentic wood grains and wood appearance unlike any other fiberglass doors available. Estate Finish Collection is available on Pro Series and Premium Series doors in all wood grain textures. The Artisan Finish is offered on all Premium Series doors in all wood grain textures in Antique and Distressed options. Each finish features the beautiful details, warmth and color like that of real wood even up close.

The Estate Collection® Factory Finish options are available for both the Pro-Series and Premium-Series, and maximize the beauty and richness of our real Mahogany, Knotty Alder, Fir and Cherry woodgrains by utilizing a long-lasting, multi-layered and multi-colored UV Finish process. This 10-step finish process combines multiple coats of stains and a clear Ultra Violet UV topcoat to preserve the beautiful appearance of your door, and provides natural and authentic wood grain and color finish on a fiberglass/composite door that has been designed to last.

Any of these five Estate Collection finish colors (shown at right) are available on any wood-grained door listed in this catalog. Only the black option is available on smooth doors without a wood grain.

This patented finishing system applies multiple layers of beautifully colored stains and protective crystal clear UV finish coats while making the process environmentally friendly. Each coat is steeped with ultraviolet UV-inhibitors and enhanced by additional technology to keep your door looking beautiful. This system produces a finish that is unmatched by any other fiberglass door.

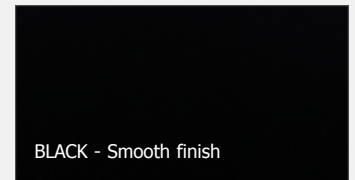

GlassCraft Door Company's Estate & Artisan Finishing Process was awarded the Texas Environmental Excellence Award in 2014. In addition, these composite doors won the Window & Door 2014 Crystal Achievement Award for Unique Innovation and the 2014 National Manufacturing Leadership Award for Sustainability.

GlassCraft's factory finish includes a 5-year finish warranty. Visit www.glasscraft.com for details.

Environmentally Excellent prefinishing options with 5-Year Finish Warranty



Please Note: The photos on this page and throughout this catalog offer an indication of the actual appearance of the colors, but due to variations in the texture, grain pattern, and colors used in this hand-finished process, the actual appearance of the color may vary.



Use your cell phone camera or QRC scan app to **SCAN for Finish Pricing**>

ARTISAN ANTIQUE FINISH COLLECTION for Premium-Series

Artisan Collection® Antique Finish Options for Premium Series Doors

Enjoy all the charm and character of real wood doors without all the maintenance. With GlassCraft's award-winning finish system, the Artisan Antique Collection of finishes are not only beautiful, but also long-lasting, with the most authentic wood grains that look like real wood. The Artisan Antique Finish options feature specially formulated antique patinas with depth and richness of color, enhanced with beautiful wood grain patterns.

GlassCraft's patented finish process enhances the stains with long-lasting, multi-layered, and multi-colored UV Finish. This 12-step finish process combines multiple coats of stains and clear UV topcoats with ultraviolet inhibitors to preserve the beautiful appearance of the door.

All colors shown on these pages are available on all Premium composite doors with a wood grain. Not available on smooth doors without a wood grain or on any Pro-Series doors.

Available on Premium-Series doors in four wood grains: Antique Mahogany, Antique Knotty Alder, Antique Fir, and Antique Cherry. Please note: the photos on this page and throughout this catalog offer an indication of the actual appearance of the colors, but due to variations in the texture, grain pattern, and colors used in this hand-finished process, the actual appearance may vary.



Shown with Artisan Antique finish with Knotty Alder wood grain. Features nuanced wood colors and rich undertones produced by GlassCraft's award-winning prefinishing system.







Close-up of Artisan Antique Laurel Grey finish.

Artisan Antique Finishes & Color Description:

- Pecan Antique - Lighter than Weathered Saddle and darker than Gunstock, features rich caramel undertones.
- Gunstock Antique - Features warm golds and browns, deep umber and ochres.
- Weathered Saddle Antique - Deep rich ambers with warm honey highlights and dark umber streaks.
- Rosewood Antique - A deep mocha with subtle ruby streaks and a black glaze.
- Espresso Antique - A dark grey/black with coffee undertones.
- Onyx Antique - Very dark grey with a hint of a cool brown.
- Midnight Grey Antique - True dark; lighter than Espresso without the coffee highlights.
- Sable Grey Antique - A medium/dark grey with a sable brown tint.
- Laurel Grey Antique - A medium/dark grey with slight cool green undertones. Shown at left.

“Looks so good, you’ll think it’s wood.”®

Artisan Collection® Antique Finishes for Premium-Series Doors



Please Note: The photos on this page and throughout this catalog offer an indication of the actual appearance of the colors, but due to variations in the texture, grain pattern, and colors used in this hand-finished process, the actual appearance of the color may vary.

Use your cell phone camera
or QRC scan app to **SCAN**
for Finish Pricing>



ARTISAN DISTRESSED FINISH COLLECTION for Premium-Series

Artisan Collection® Distressed Finish Options for Premium Series Doors

A GlassCraft exclusive — the Artisan Distressed Finish options feature a patented process to beautifully create high-definition distress marks and enhanced wood grain patterns to simulate old, antique doors. Scuffs and scratches, wood checks and cracks, worm holes and wear marks are randomly applied to the surface of the door. These marks are then enhanced with our patented finish process to create the perfect shabby-chic entryway statement!


This finish process enhances the stains, grains, and distress marks with long-lasting, multi-layered, and multi-colored UV Finish. This 12-step finish process combines multiple coats of stains and clear UV topcoats with ultraviolet inhibitors to preserve the beautiful appearance of the door.

All colors shown on these pages are available on all Premium Series composite doors with a wood grain. Not available on smooth doors without a wood grain or on any Pro-Series doors.

Artisan Distressed finishes are available on Premium-Series doors in 4 wood grains: Mahogany, Knotty Alder, Fir, and Cherry. Please note: the photos on this page and throughout this catalog offer an indication of the actual appearance of the colors, but due to variations in the texture, grain pattern, and colors used in this hand-finished process, the actual appearance will vary.



Artisan prefinishing with Distress marks is perfect for achieving authentic rustic details. The faux mortise and tenon pegs are standard on Artisan Distressed Craftsman doors, as shown in the inset photo above.









Close-up of Artisan Distressed Pecan finish.

- A Patented Artisan finish with richness and dept of color similar to the nuanced colors of real wood. Looks and feels like real wood!
- B Realistic wood patterns to mimic the natural characteristics of Cherry, Fir, Knotty Alder, and Mahogany wood.
- C Optional V-Grooved detail for an authentic rustic look.
- D Authentic Distress marks using patented laser technology.



“Looks so good, you’ll think it’s wood.”®

Artisan Collection® Distressed Finishes for Premium-Series Doors



Please Note: The photos on this page and throughout this catalog offer an indication of the actual appearance of the colors, but due to variations in the texture, grain pattern, and colors used in this hand-finished process, the actual appearance of the color may vary.

Use your cell phone camera
or QRC scan app to **SCAN**
for **Finish Pricing**>



PRE-HUNG IMPACT and WINDSTORM RATED DOORS

Impact Rated and Coastal Windstorm Approved

Protect your family and your home with GlassCraft's Impact Rated and tested doors. Look for doors and entryways with the Impact logo shown below to ensure a high level of safety and security against break-ins and weather related impacts. Doors and entryways with this designation are available at an additional cost. To be approved by building inspectors for use in coastal areas, the unit must be ordered from GlassCraft as an assembled Windstorm-Impact Approved entryway.

GlassCraft Premium Fiberglass Composite doors and entryways have been evaluated for compliance and are approved for installation in designated catastrophe areas along the Florida and Texas coastal areas when installed as required and as specified in the International Residential Code (IRC) and the International Building Code (IBC). Both 6'8" tall and 8'0" tall entryways have been certified in a variety of entryway configurations, including single doors, double doors, single doors with 1 or 2 sidelites. Solid doors, Speakeasy doors, and doors with glass have been approved with in-swing configurations.

50 DP Rating Available for Select Impact & Windstorm Tested Composite Doors.

Visit www.glasscraft.com for complete information on DP Ratings, approval numbers and availability for Impact tested product configurations.

Available Impact Configurations



Available Impact products include the Impact Logo at the bottom of the individual catalog page. All pre-hung units shown include the use of composite jamb materials — no wood parts are used. We also use double jamb legs (no mull posts) between sidelites and the door, and a continuous sill.

Prefinished Composite Pre-hung Entryways: The 4 entry configurations shown are available professionally prefinished to match our fiberglass doors. Refer to pages 5-9 for factory finish color options.

Composite Components: Jamb legs, brick mold, "fat boy" mull posts, outside mullion, quarter-round and T-astragals are available. Over 90% of the material used to produce our composite components are produced from recycled plastic and wood. It accepts nails, staples, and screws within 1/2" of edge, and it has a low linear expansion from high or low temperature. Non-splintering, it will not twist and has excellent screw and nail retention. Cuts with any fine-tooth miter saw, and routes out beautifully with little or no chipping or ragged edges. Accepts paint and stain like real wood, and does not need priming.



Solid Composite Frames: Offered with Windstorm rated Impact pre-hung units. The composite material used in the door frames and trim is a wood-plastic composite with a wood grain. These "no-rot, no-warp" frames may be stained or painted, and the pre-hung units are available factory finished to match a prefinished fiberglass door. "Impact" rated pre-hung units are approved by the states of Florida and Texas.

IMPACT Pre-hung "Inswing" and "Outswing" Units: We can pre-hang the four entryway configurations shown at left using our 3'0" or 2'8" wide and 6'8" or 8'0" tall fiberglass doors and sidelites. These four units are available as both "inswing" and "outswing" units. Pre-hung units include brick mold, door sweep, weatherstripping, and adjustable threshold, plus 4 hinges on both 6'8" and 8'0" doors, and astragals where applicable. IMPACT pre-hung units also include all door lock set and handle set hardware and a multipoint lock system. Please note that the multipoint handleset must include a lever-action model, not a thumb latch.

AESTHETICS, SECURITY, SUSTAINABILITY

Solid and Strong Patented PLUGLESS FRAMES

The Door Lite Frame is the moulding assembly that holds the glass in the door. GlassCraft's patented door lite frames are produced using an extruded solid WPC wood-polymer-composite material and are solid (not hollow) for super strength. These frames do not use external fasteners that require frame plugs to hide the screws, but rather incorporate a multi-patented clip system that does not require external screws or frame plugs. This unique frame system allows for the replacement of your door glass should it be damaged or broken. No need to replace the entire door as with other "plugless" frame systems. Plus they are impervious to moisture, and resist damage due to rot and mildew. Strong and secure, these frames are also tested and approved for our Impact-Rated doors and entryways.



Door moulding shown at left above does not use unsightly screws to mount the frame on the door. Photo at right shows the patented design of the frame to create a strong and moisture-proof barrier.

Sustainability and Energy Efficiency - Patented BioFoam

GlassCraft Door Company has taken its product innovation further by incorporating environmentally friendly materials and processes in the production of its fiberglass doors and frames. GlassCraft has been awarded multiple industry honors in recognition of its DuraFinish™ fiberglass finishing system and BioFoam® premium core, both patented technologies that produce better doors in terms of appearance, performance and environmental benefits.



AWARD-WINNING INNOVATION:

- 1) The DuraFinish™ Fiberglass Finishing System — this patented technology involves the use of water-based finishing instead of solvent-based finishing. Benefits include 100% reduction in Hazardous Air Pollutants, very low VOC, improved air quality in the workspace, superior weatherability and authentic woodgrain appearance.
- 2) BioFoam® Premium Foam Core — an alternative to standard polyurethane foams, GlassCraft's Bio-Foam contributes to green building sustainability and reduced fossil fuel usage. BioFoam® is a patented plant-based, formaldehyde-free, water-blown, rigid, closed-cell foam formulated for GlassCraft for use in its FiberCraft® Premium Composite doors. This foam is a giant leap forward in regard to environmental and health benefits, while contributing to the superior performance of GlassCraft's fiberglass doors.

ENERGY SAVINGS with ENERGY STAR

FiberCraft® composite doors are available with Energy Star Rated options which include solid doors, contemporary doors, speakeasy doors and Craftsman-style doors. U-Value ranges from 0.18 to 0.26 and an SHGC Value ranging from 0.01 to 0.10. These energy efficient doors can help save on energy consumption while providing your home with beautiful door options.

Visit www.glasscraft.com for more details.

DECORATIVE IRON DOOR STRAPS & CLAVOS

Wrought Iron Straps Series



28" Williamsburg Hinge Strap **HS3** Antique Black




28" Canterbury Hinge Strap **HS4** Antique Black



28" Madrid Hinge Strap **HS1** Antique Black

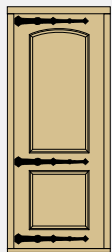


28" Florentine Hinge Strap **HS2** Antique Black

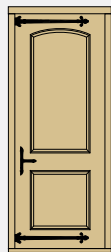


- A 6" L Strap - **CS1** Antique Black (use for top or bottom rail on R or L side of door)
- B 6" L Strap - **CS4** Antique Black (use for top or bottom rail on R or L side of door)
- C 6" Arched Strap - **CS2** Antique Black (use on the top cross rail of 2 panel door)
- D 6" Arched Strap - **CS5** Antique Black (use on the top cross rail of 2 panel door)
- E 12" T Strap - **CS6** Antique Black (use on a door mid rail)
- F 12" T Strap - **CS3** Antique Black (use on a door mid rail)

Sample Combinations of Straps



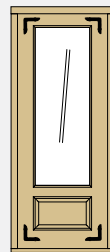
3 Door Straps
Fits 2-panel doors.



2 Door Straps + 1 T Strap
Fits 2-panel doors.
(Latch mounts opposite the T-Strap)



2 Door Straps + 2 Arched Corner Straps
For 2-panel Arch doors.



4 Corner L Straps
For use on all square top doors.



Decorative Clavos Series

Use these decorative "clavos" or door nails for installation onto the face of the door to give it a rustic or antique look. Clavos can be mounted on the interior or exterior or both sides of a door, and they may be used with or without the door straps shown at left. These are hand-cast and handmade and therefore vary slightly.



1 1/2" Square
CLS15BL Antique Black



1 1/8" Square
CLS1BL Antique Black



1 1/2" Round
CLR15BL Antique Black



1 1/8" Round
CLR1BL Antique Black



1 1/2" Square
CLSB15BL Antique Black



1 1/2" Square
CLSD15BL Antique Black



2" Star
CLST2BL Antique Black



1 1/2" Flower
CLF15BL Antique Black



1 1/2" Round
CLRD15BL Antique Black



1 3/4" Triangle
CLT175BL Antique Black



Use your cell phone camera or QRC scan app to **SCAN** for Finish Pricing>

PRE-HUNG OPTION & ADVANTAGES

PRE-HUNG ALL-COMPOSITE ENTRYWAYS WITH CONTINUOUS SILL



PRE-HUNG OPTION

GlassCraft doors in this catalog can be ordered as pre-hung door units. Drawings and part numbers for available configurations of pre-hung doors are shown via our online catalog.

All entryway configurations (except Impact rated units) available for FiberCraft doors include "continuous" one-piece sills. This means that the bottom sill or threshold is made from one continuous piece of threshold material which adds strength and prevents leaking under the entryway. This assembly design is especially important with configurations that include 1 or 2 sidelights. Other manufacturers may produce this entry configuration using a "boxed" construction method with separate sills for each sidelight.

GlassCraft uses a 1-piece sill construction method for reinforced strength and enhanced appearance.

PRE-HUNG COMPONENTS

Standard Pre-hung entryways include the following:

- 4-9/16" Jamb Legs
- Header
- Standard Sill
- Hinges
- Weatherstrip
- T-Astragal (where applicable)
- Flush Bolt (where applicable)
- Mull Posts (where applicable)

Optional Pre-hung components at extra charge:

- 6-9/16" Jamb Legs
- Brick Mold
- Endura Sill
- Door Sweep
- Door Bore
- Strikejamb Reinforcement
- Construction Doors

Use your cell phone camera
or QRC scan app to **SCAN**
for **Finish Pricing**>



FIBERCRAFT PRE-HUNG DOOR OPTIONS

All-Composite Components

GlassCraft Premium Series and Pro Series Fiberglass Composite Doors in this catalog can be ordered as a pre-hung door unit. Configuration drawings and pricing for pre-hung doors are available via our online catalog. GlassCraft uses our exclusive all-composite material in all FiberCraft pre-hung entryways. This WPC (wood polymer composite) material resists decay and rot, is impervious to weather, and will not crack or split like wood jamb legs. All jamb legs, headers, brick mold and sills utilize composite materials and no wood parts are used in the pre-hang components.

Standard pre-hung units include 4-9/16" wide jamb legs, jamb header, adjustable threshold, weatherstripping, plus 3 ball-bearing hinges on 6'8" tall doors and 4 ball-bearing hinges on 8'0" tall doors, brick mold, plus T-astragal (for double doors), and mull post and flush bolts (where needed and applicable). Pre-hung unit options include door sweep, brick mold, 6-9/16" wide jamb, Endura or ADA sills, StrikeJamb reinforcement, and door boring for hardware.



Unfinished in tan color. Easily paintable and stainable composite jamb material.



Prefinished and shown with detailed wood grains. Composite jamb material will not rot, warp, split or crack.

Composite Transom Options


Transoms are available with the Grille-Between-Glass, Simulated Divided Lite, and Clear & Privacy glass options. Transoms are available in direct-set configurations only (no sash around the glass). Each transom is available in varying widths, depending upon the door or door and sidelite configuration below the transom. Transoms are made with GlassCraft composite jamb system and can be stained or painted.

Composite Door Frames with STRIKEJAMB™

All FiberCraft pre-hung doors are available with a steel-reinforcement StrikeJamb™ as an option. Pre-hung units include jamb legs, T-astragal (for double doors), standard sill, header, weatherstripping, and adjustable threshold, plus 3 ball-bearing hinges on 6'8" tall doors and 4 ball-bearing hinges on 8'0" tall doors.

The StrikeJamb™ reinforcement can be installed on the lock side jamb leg for safety and security. This plate reinforces the jamb leg, and allows the dead bolt and the handleset bolt to throw so that the bolts extend through the corresponding holes in the steel reinforcement plates. In addition, long mounting screws should be used with this StrikeJamb, these screws extending through the jamb leg, then through the steel plate, and finally into the wall studs.



Image at right shows the reinforcing plate from the back jamb leg side. This metal plate is hidden from view after installation.



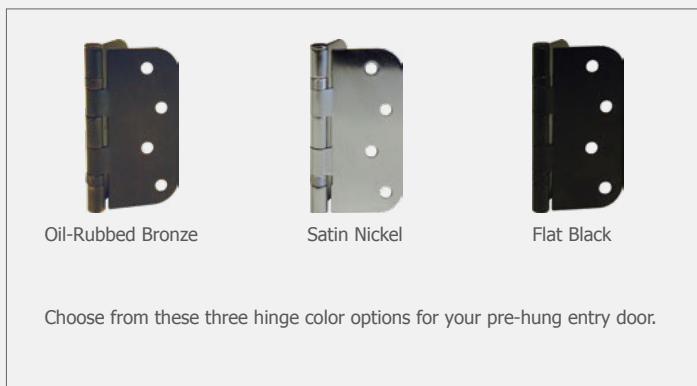
PRE-HUNG OPTION & ADVANTAGES

Sill and Sill Color Options

All standard pre-hung exterior door units use adjustable composite sills that help prevent water penetration, rotting, warping, and discoloration. Our standard adjustable composite sill includes a peel-off protection film which protects the sill during the house construction, and is made from 100% composite and aluminum materials. The "adjustable" feature allows the top of the sill to be adjusted with a screwdriver to match the correct height required for the bottom of the door. Optionally, you may select the Endura® Brand adjustable composite threshold or an ADA threshold. The ADA threshold is approved for use with wheelchairs. ADA sills are 5" x 1/2" or 7" x 1/2". The Endura Z-Series Sill System (for an extra charge) provides a walnut colored sill cap, the adjustable feature, and a hard plastic protective construction cover.



Hinge Color Options



All pre-hung 6'-8" tall units use three 4-inch ball-bearing hinges, while 8'-0" tall units use four hinges. Choose from the three hinge color options shown at left for your pre-hung entry door unit: Oil Rubbed Bronze, Satin Nickel or Flat Black.

BUFFALO FORGE® CAST BRONZE & BRASS ENTRYSETS

Single or Multipoint Hardware features Cast Bronze or Forged Brass Handleset & Lock Options

Our BUFFALO FORGE brand lock sets are produced by hand-made processes utilizing molten sand-cast bronze or forged brass, and feature solid construction and precision engineered lock mechanisms. These are large lock sets with long escutcheon trim plates and they give a very heavy and strong, secure feel. Excellent design and style, with several models available for different door designs. This hardware has the look and feel of hardware costing three times the price. All use a standard Y1 Keyway. 2 keys provided. 2-3/8" backset.




casting the escutcheon plate

All of the lock sets shown on the following two pages are available with standard 2-point models (latch and dead-bolt), or with a multipoint dead bolt. All lock sets are available with matching "dummy" lock sets, which are used for double-door installations. These dummy lock sets do not have any internal mechanism, no key hole, and no thumb latch and are mounted on the "inactive" door, with two-point or multipoint lock sets used on the "active" door. See example photo on page 18 of Dummy Set.

All lock sets shown may be used for right-hand or left-hand door swings and all hardware necessary is included for either installation including 2 lever latches. Installation into the door slab and jamb is included in the price of all of these standard and multipoint lock sets. All Buffalo Forge entrysets will fit all full-sized doors in this catalog.

- Each Buffalo Forge lock set is available in 2 of 4 colors: Dark Bronze or Oil Rubbed Bronze and Satin Nickel or Antique Nickel.
- Included with these Buffalo Forge lock sets are the lock cylinder, dead-bolt, matching screws and face plate(s).



Housing, lock cylinder, and 2 keys

Passage latch kit

Dead bolt latch kit

Matching screws

Buffalo Forge Multipoint Option

An excellent option for all Buffalo Forge handleset models on the next 2 pages is our multipoint dead bolt.

The multipoint functions exactly the same as any deadbolt, making this very intuitive and easy to operate. Instead of just 1 deadbolt, we offer this option that provides TWO dead bolts, adding a significant amount of security and strength to your entry door. In addition, this creates a tighter weather-seal, and helps to prevent against door warpage.

- 18-1/2" spacing between dead bolts
- Face plate is approx 24" long x 5/8" wide
- 1-inch dead bolt throw
- Stainless steel construction of mechanism
- Bronze cover plate and strike plates

This option will work on any handleset shown on the next two pages. Installation into the door slab and jamb is included in the price.

Door shown at right is a 4 Lite door with Rustic Arch handle and multipoint option.



A Top Dead Bolt

B Lower Dead Bolt

C Bronze or Brass Handle Set with passage bolt

BUFFALO FORGE® CAST BRONZE & BRASS ENTRYSETS - LEVER LATCH

Features & Benefits



- Six designs, each in 2 colors
- Made of sandcast bronze or forged brass
- 5-1/2" center-to-center boring
- Single cylinder function only
- Requires standard 2-1/8" diameter borings
- 2-3/8" backset
- Fits doors with thickness of 1-3/4"
- Options kit for 2-1/4" thick doors
- Swinging key flap on exterior plate
- Includes all operating parts and fastening hardware
- Left or right handing
- Dummy Sets available for each
- Dummy hardware does not include thumb latch or key flap
- Knobs available for interior side to replace levers (please inquire)

Rustic Fleur

DARK BRONZE

Rustic Fleur

ANTIQUÉ NICKEL



Sandcast Bronze Handleset

2 colors – Antiqué Nickel and Dark Bronze / Dummy Set available

Trim Plate Size: Exterior: 23-5/8" x 3"



Interior: 17-3/8" x 3"

Arch

DARK BRONZE

Arch

ANTIQUÉ NICKEL



Sandcast Bronze Handleset

2 colors – Antiqué Nickel and Dark Bronze

Dummy Set available

Trim Plate Size: Exterior: 20" x 3"



Interior: 12-1/2" x 2-1/2"

Rustic Arch

DARK BRONZE

Rustic Arch

ANTIQUÉ NICKEL



Sandcast Bronze Handleset

2 colors – Antiqué Nickel and Dark Bronze

Dummy Set available

Trim Plate Size: Exterior: 20" x 3"


Interior: 12-1/2" x 2-1/2"

Use your cell phone camera
or QRC scan app to **SCAN**
for Finish Pricing>




BUFFALO FORGE® CAST BRONZE & BRASS ENTRYSETS - LEVER LATCH

Stepped Arch OIL RUBBED BRONZE




Stepped Arch ANTIQUE NICKEL



Sandcast Bronze Handleset

2 colors – Antique Nickel and Oil Rubbed Bronze
Dummy Set available
Trim Plate Size: Exterior: 17-7/8" x 3"
Interior: 10-1/2" x 2-7/16"

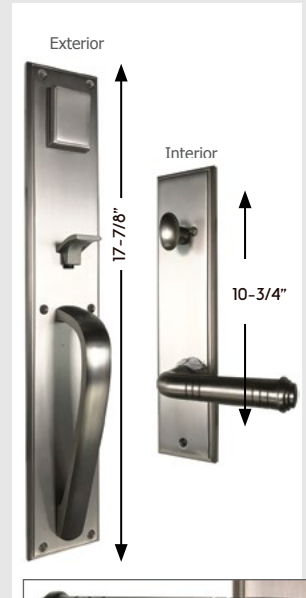
Rectangular OIL RUBBED BRONZE



Forged Brass Handleset


2 colors – Satin Nickel and ORB
Dummy Set available
Trim Plate Size: Exterior: 17-7/8" x 3"
Interior: 10-3/4" x 2-7/16"

Rectangular SATIN NICKEL



Detail photo of Rectangular lever

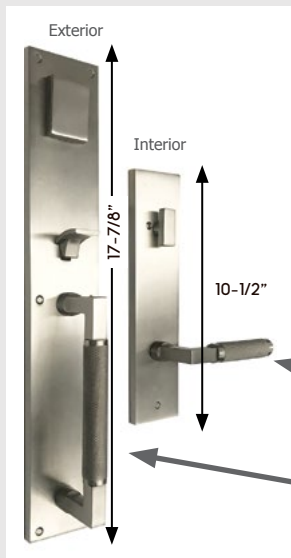
Contemporary OIL RUBBED BRONZE



Forged Brass Handleset

(handle texture detail at left)
2 colors – Satin Nickel and Oil Rubbed Bronze
Dummy Set available
Trim Plate Size: Exterior: 17-7/8" x 3"
Interior: 10-1/2" x 2-7/16"

Contemporary SATIN NICKEL



Detail of texture on Contemporary handle and lever



All Buffalo Forge hardware have non-operable Dummy Sets available for inactive doors with no key flap and no thumb latch. Contemporary ORB dummy shown above.

Use your cell phone camera or QRC scan app to **SCAN** for Finish Pricing>



ROCKWELL brand CAST BRASS ENTRYSETS

Single or Multipoint Lock Sets Add Security - Forged Brass Handle Set & Lock Options

These lock sets are produced by the traditional drop-forged process utilizing solid brass, and featuring heavy gauge construction, a precision engineered mechanism, and superior corrosion protection. All use a standard 5 pin SCI Keyway. Wide bow keys provided. 2-3/8" backset only.

All of the lock sets shown on the next two pages are compatible with the multipoint lock systems shown below. In addition, the **Windsor**, **Savoy**, and **San Jose** are also available as "one-point" traditional lock sets for both 6'8" and 8'0" tall doors. And all lock sets are available as "dummy" lock sets, which are used for double-door installations. These dummy lock sets do not have any internal mechanisms and are mounted on the "inactive" door, with one-point or multipoint lock sets used on the "active" door.

The **Sapphire** multipoint and dummy lock sets are also available with a special "PVD" coating on the handle set and stainless steel for the multipoint mechanism for use in coastal installation applications. These are noted as "Coastal" in the item descriptions. This PVD Physical Vapor Deposition coating is harder, more resistant to corrosion and abrasion, and provides a longer-lasting coating when used in coastal areas.

All lock sets shown may be used for right-hand or left-hand door swings and all hardware necessary is included. Installation into the door slab is included in the pricing of all of these one-point and multipoint lock sets.

Rockwell Multipoint Option

Increase security and peace of mind with Rockwell's multipoint lock option with deadlocking tongues built to work with traditional grip hardware. Choose from any of the multipoint handle set trim options shown on the next 2 pages. This multipoint system is activated with the turning of the dead-bolt lock. All 3 locking points are engaged only when the dead bolt point is locked by turning the thumb latch.

This multipoint lock set includes an anti-saw and kick-proof center dead-bolt for maximum security and a 90-degree consumer friendly locking operation, so you visually know the door is locked when the dead-bolt knob is in the horizontal position. In addition, these multipoint assemblies are produced using heavy-gauge steel with a zinc dichromate finish per ATSM-8633 testing standard. Stainless steel models are available for both 6'8" and 8'0" sizes for coastal installation.

Multipoint lock systems use our standard flush bolts installed on the passive door of a pre-hung double door, which gives the homeowner the option to include dummy handle sets on the passive door with all multipoint lock sets.

Precision-engineered components reduce the need for service calls, providing years of trouble-free service. These multipoint assemblies have been cycle-tested to exceed 300,000 locking cycles. Adjustable strike plates allow for field adjustment during and after installation. The design of these multipoint systems allows for right hand or left hand installation with the same part.

GlassCraft provides installation of the 3-point lock mechanism into the door, and installation charges are included in the cost of these lock sets. Installation involves precision machining of the edge of the door slab, which is performed with CNC machines to ensure precision.

When ordering for double doors, only 1 multipoint lock set is required. You may choose to include a "dummy" handle set on the inactive door for appearance purposes.

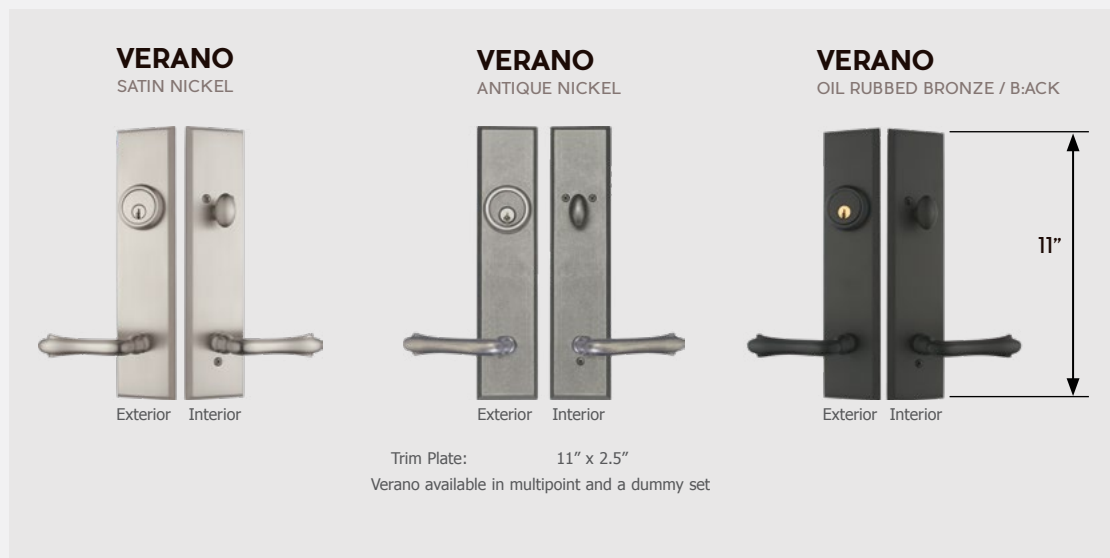
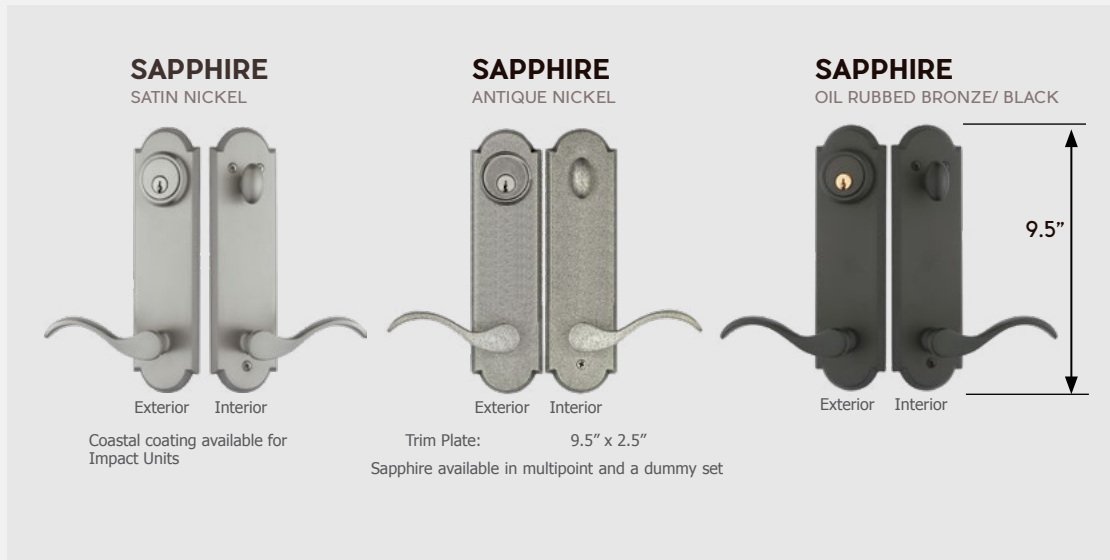
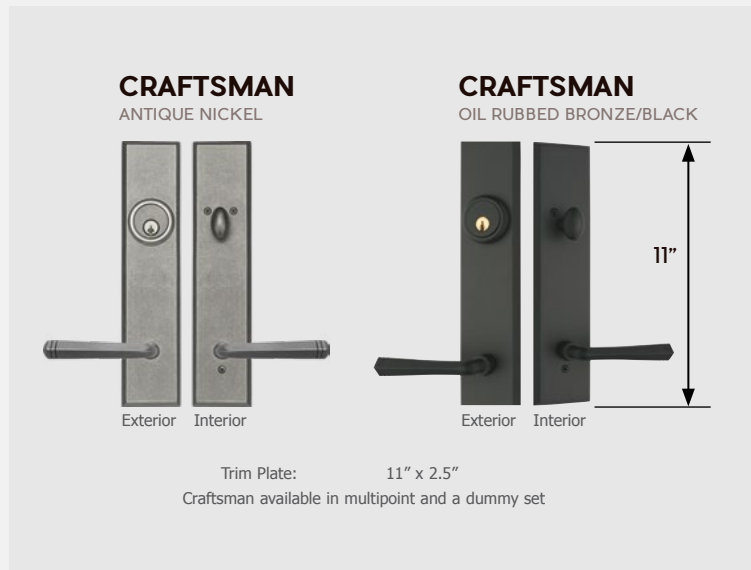


Door shown above is a 2 Panel V-Grooved door with Madrid speakeasy, square clavos and multipoint Windsor lock set.

ROCKWELL CAST BRASS ENTRYSETS - LEVER LATCH

Features & Benefits

- Solid brass, heavy gauge construction with precision-engineered mechanism
- Compatible with multipoint lock system (page 17)
- Available with one-point lock sets for 6'8" and 8'0" doors (for Windsor, Savoy, and San Jose)
- Dummy lock sets available for inactive door in a double door entryway (no internal mechanism)
- Special PVD coating option on multipoint and dummy locksets (for Satin Nickel Sapphire)




Use your cell phone camera or QRC scan app to **SCAN for More Information**




ROCKWELL CAST BRASS ENTRYSETS - THUMB LATCH

SAVOY
SATIN NICKEL




Exterior Interior




17.0" nominal

Savoy available in multipoint or a 2-point and a dummy set


SAVOY
ANTIQUÉ NICKEL




Exterior Interior



SAVOY
ORB / BLACK




Exterior Interior




Trim Plate (top): 3.875" x 2.75"
Trim Plate (middle): 5" x 2.75"
Trim Plate (bottom): 3.875" x 2.75"

ZENIA
SATIN NICKEL




Exterior Interior




17.5" nominal

Zenía available in multipoint and a dummy set

ZENIA
ORB/BLACK



Exterior Interior




Trim Plate (deadbolt): 3.94" x 2.75"
Trim Plate (top): 5" x 2.75"
Trim Plate (bottom): 3.94" x 2.75"
Total nominal height: 17.5"

WINDSOR
SATIN NICKEL




Exterior Interior




16.25" nominal

Windsor available in multipoint or a 2-point and a dummy set

WINDSOR
ANTIQUÉ NICKEL



Exterior Interior



WINDSOR
ORB/BLACK




Exterior Interior




Trim Plate (top): 3.5" x 2.375"
Trim Plate (middle): 4.25" x 2.75"
Trim Plate (bottom): 2.25" x 1.5"

CARMEL
SATIN NICKEL




Exterior Interior




18.375"

Carmel available in multipoint and a dummy set

CARMEL
ORB / BLACK




Exterior Interior




Trim Plate: 18.375" x 2.5"

SAN JOSE
ANTIQUÉ NICKEL




Exterior Interior




18.25"

San Jose available in multipoint or 2-point and a dummy set

SAN JOSE
ORB / BLACK



Exterior Interior



Trim Plate (top): 11.125" x 2.5"
Trim Plate (bottom): 3.5" x 2.5"

LUMINA
SATIN NICKEL



Exterior Interior



18.375"

Lumina available in multipoint and a dummy set

LUMINA
ORB / BLACK



Exterior Interior



Trim Plate: 18.375" x 2.5"

Use your cell phone camera or QRC scan app to **SCAN for More Information**





Image: Shown with 2 Panel Square with V-Grooves, Estate Smoke Grey finish, Madrid speakeasy with Granite glass, and San Jose handleset.

SOLID PANEL & SPEAKEASY ENTRY DOORS

FIBERCRAFT COLLECTION

The FIBERCRAFT SOLID PANEL & SPEAKEASY DOORS

Premium & Pro Series Solid Panel Doors

The Solid Panel Premium Series and Pro Series of solid doors provide an impressive range of options and finishes that fit a wide range of home styles.

Impact Approved Entryways for Security

This Solid Section includes "Impact Approved" door options. Look for the Impact Resistant logo, and refer to page 10 for more information. Please note that all entryways that feature our real exterior wrought iron speakeasy grilles include a special coating on the wrought iron parts. This coating is applied to metal parts to resist rusting and corrosion. While this coating significantly enhances the durability of these decorative wrought iron grilles, we do not warrant the grilles or hardware finish against corrosion.



Factory Finish Options

Choose from 23 color finish options and 4 wood grains in Estate and Artisan collection finish options. See pages 5-9 for photos of GlassCraft's available factory finish options.

Decorative Iron Straps & Clavos

Use decorative door straps (see page 12) for installation onto the face of a door to give it a rustic, or craftsman, or antique look. Door straps can be mounted on the interior, the exterior, or both sides. Straps may be used with or without the clavos shown on page 12. These door straps and clavos are hand-made and therefore vary slightly.

Door straps and clavos can be added to almost any door in any configuration.

V-Grooved Panel Option

GlassCraft's Premium and Pro Series 2-panel fiberglass doors are available with V-Grooved door panels. This popular detail adds a more rustic appearance to the door. These 2-panel doors may also be ordered without this V-Grooved option. Both doors are the same price.

Peephole Viewer Option

Add a peephole to your solid entry door and get a 180 degree view of your outside perimeter. Available in 2 colors — Satin Nickel and Oil Rubbed Bronze.




Use your cell phone camera or QRC scan app to **SCAN for More Information** about the Peephole Viewer.



Antique Cherry 2 Panel door with V-Grooved option, Impact speakeasy, Florentine hinge straps and round clavos.



With Canterbury straps and square clavos.




Cherry door panel with V-Groove option.


The FIBERCRAFT SOLID & SPEAKEASY DOORS

Speakeasy Grille Options

Most of our solid panel doors shown in this section may be ordered with our "speakeasy" option installed (see photo below). With this option a small, operable rectangular door is installed in the upper door panel at an approximate height of 5'6". This small door is hinged and latched from the interior side of the door. The speakeasy grilles are made of real wrought iron and are available in four designs, plus one "Impact rated" grille for use in coastal installations. All 8 glass options below are available. Impact speakeasy entryways must include the Impact Florentine speakeasy grille option.



Operable Seville speakeasy grille with Water glass



WR15 Madrid

WR103 Seville


WR105 Star

WR16 Florentine

WR100 IMPACT Florentine


Speakeasy Glass Options

Choose from 8 glass texture options to complement your speakeasy and door. Glass textures shown are produced using a double insulated glass unit to provide safety, security, and energy efficiency. The capacity to see through the glass panel varies depending upon the glass texture chosen. The Water texture option offers a light obscured view or level of privacy. The Reeds texture option offers a moderate level of obscured view. Rain gives the highest level of privacy.




CLEAR

1 - PRIVACY RATING



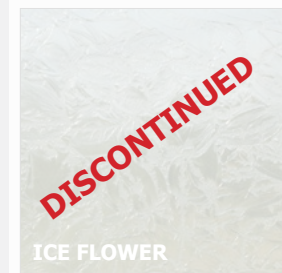
WATER

3 - PRIVACY RATING



LARGE FLEMISH

5 - PRIVACY RATING



ICE FLOWER

7 - PRIVACY RATING



REEDS

7 - PRIVACY RATING




GRANITE

8 - PRIVACY RATING



OCEAN

8 - PRIVACY RATING



RAIN


9 - PRIVACY RATING

2 Panel Arch Knotty Alder Door · 8'0" Tall

**2 Panel Arch**


Shown as 36" wide door, with:

- Smooth panel option
- Estate Mocha finish
- Peep hole option
- Sapphire handleset

**2 Panel Arch V-Groove**

Shown as 36" wide door, with:

- V-Groove panel option
- Artisan Laurel Grey Distressed
- Peep hole option
- Carmel handleset

**2 Panel Arch w/Clavos**

Shown as 36" wide door, with:

- V-Groove panel option
- Artisan Gunstock finish
- Square Clavos
- * Verano handleset

**2 Panel Arch Speakeasy**

Shown as 36" wide door, with:

- V-Groove panel option
- Estate Smoke finish
- Clear glass
- Optional Straps

**2 Pnl Arch Speakeasy/Clavos**

Shown as 36" wide door, with:


- V-Groove panel option
- Artisan Sable Grey Antique
- Seville Speakeasy / Water glass
- Square clavos

2 Panel Arch 42" wide Mahogany Door · 8'0" Tall

**2 Panel Arch**

42" wide door, shown here with:

- V-Groove panel only
- Estate Smoke finish
- Peep hole option
- San Jose handleset

**2 Panel Arch with Clavos**

42" wide door, shown here with:

- V-Groove panel only
- Estate Cranberry finish
- Square clavos
- Sapphire handleset

**2 Panel Arch Speakeasy**

42" wide door, shown here with:

- V-Groove panel only
- Artisan Gunstock Antique finish
- Star Speakeasy grille / Flemish glass
- Verano handleset

**2 Pnl Arch Speakeasy/Clavos**

42" wide door, shown here with:

- V-Groove panel only
- Artisan Pecan Antique finish
- Seville Speakeasy grille / Rain glass
- Round clavos
- Optional straps

Available Options for 2 Panel FiberCraft 8'0" tall Doors above:

- 2 door widths for Knotty Alder 2 Panel: 36" and 32"
- Decorative Clavos & Straps. See page 12
- Factory Pre-finished options. See pages 5-9
- Speakeasies available with 8 Glass textures. See page 24
- Impact option available (Not for 42"-wide doors)
- 2 panel options for doors on top row: Smooth or V-Groove
- Peephole option available for solid doors

Use your cell phone camera
or QRC scan app to **SCAN**
for **More Information**>



2 Panel Arch Cherry or Knotty Alder Door · 8'0" Tall



2 Panel Arch
Shown as 36" wide Cherry, with:

- Smooth panel option
- Estate Smoke finish
- San Jose handleset




2 Panel Arch
Shown as 36" wide Cherry, with:

- V-Groove panel option
- Artisan Sable Grey Antique
- Peep hole option
- Lumina handleset




2 Panel Arch w/Clavos
Shown as 36" wide Cherry, with:

- V-Groove panel option
- Artisan Gunstock finish
- Square Clavos
- Peep hole option
- Verano handleset



2 Panel Arch Speakeasy
Shown as 36" wide Alder, with:

- Smooth panel option
- Artisan Pecan Distressed
- Madrid Speakeasy grille
- Flemish glass texture
- Lumina handleset



2 Pnl Arch Speakeasy/Clavos
Shown as 36" wide Cherry, with:

- V-Groove panel option
- Artisan Laurel Grey Antique
- Florentine Speakeasy / Clear glass
- Square clavos
- Carmel handleset

2 Panel Square Mahogany Door · 8'0" Tall



2 Panel Square
Shown as 36" wide door, with:

- Smooth panel option
- Artisan Espresso Distressed
- Peep hole option
- Lumina handleset




2 Panel Square
Shown as 36" wide door, with:

- V-Groove panel option
- Artisan Espresso Antique
- Peep hole option
- San Jose handleset



2 Panel Sq. w/Clavos
Shown as 36" wide door, with:

- V-Groove panel option
- Estate Smoke finish
- Round Clavos
- Carmel handleset



2 Panel Sq. Speakeasy
Shown as 36" wide door, with:

- V-Groove panel option
- Artisan Gunstock Distressed
- Seville Speakeasy / Reeds glass
- Carmel handleset




2 Panel Sq. Speakeasy/Clavos
Shown as 36" wide door, with:

- V-Groove panel option
- Estate Mocha finish
- Star Speakeasy / Rain glass
- Square clavos
- Craftsman handleset

Available Options for 2 Panel FiberCraft 8'0" tall Doors above:

- 2 door widths: 36" and 32"
- For 2 Panel Arch (top row), Knotty Alder available only in Artisan prefinished doors
- Decorative Clavos & Straps. See page 12
- Factory Pre-finished options. See pages 5-9
- Speakeasies available with 8 Glass textures. See page 24
- Impact option available
- 2 panel options: Smooth or V-Groove for all doors above
- Peephole option available for solid doors



Use your cell phone camera or QRC scan app to **SCAN for More Information>**



2 Panel Arch Knotty Alder Door · 6'8" Tall



2 Panel Arch

- Shown as 36" wide door, with:
- Smooth panel option
 - Estate Smoke finish
 - Lumina handleset




2 Panel Arch

- Shown as 36" wide door, with:
- V-Groove panel option
 - Artisan Laurel Grey finish
 - Peep hole option
 - Zenia handleset




2 Panel Arch w/Clavos

- Shown as 36" wide door, with:
- V-Groove panel option
 - Artisan Sable Grey finish
 - Square Clavos
 - Peep hole option
 - Carmel handleset



2 Panel Arch Speakeasy

- Shown as 36" wide door, with:
- Smooth panel option
 - Estate Mocha finish
 - Madrid Speakeasy grille
 - Clear glass
 - Carmel handleset



2 Pnl Arch Speakeasy/Clavos

- Shown as 36" wide door, with:
- V-Groove panel option
 - Artisan Gunstock Antique finish
 - Star Speakeasy / Flemish glass
 - Round clavos
 - Savoy handleset

2 Panel Square Mahogany Door · 6'8" Tall



2 Panel Square

- Shown as 36" wide door, with:
- Smooth panel option
 - Estate Cranberry finish
 - Peep hole option
 - Lumina handleset



2 Panel Square

- Shown as 36" wide door, with:
- V-Groove panel option
 - Estate Smoke finish
 - Peep hole option
 - San Jose handleset



2 Panel Sq. w/Clavos

- Shown as 36" wide door, with:
- Smooth panel option
 - Artisan Laurel Grey Antique
 - Square Clavos
 - San Jose handleset



2 Panel Sq. Speakeasy

- Shown as 36" wide door, with:
- Smooth panel option
 - Artisan Sable Grey Antique
 - Madrid Speakeasy grille
 - Rain glass texture
 - Lumina handleset




2 Pnl Sq. Speakeasy/Clavos

- Shown as 36" wide door, with:
- V-Groove panel option
 - Artisan Laurel Grey Distressed
 - Seville Speakeasy grille
 - Water glass texture
 - Square clavos
 - Carmel handleset

Available Options for 2 Panel FiberCraft 6'8" tall Doors above:

- 2 door widths available: 36" and 32"
- Decorative Clavos & Straps. See page 12
- Factory Pre-finished options. See pages 5-9
- Speakeasies available with 8 Glass textures. See page 24
- Impact option available
- 2 panel options: Smooth or V-Groove for all doors above
- Peephole option available for solid doors

Use your cell phone camera or QRC scan app to **SCAN for More Information**>



2 Panel Arch Cherry or Knotty Alder Door · 6'8" Tall




2 Panel Arch
 Shown as 36" wide Cherry, with:

- Smooth panel option
- Estate Smoke finish
- Peep hole option
- San Jose handleset




2 Panel Arch
 Shown as 36" wide Alder, with:

- V-Groove panel option
- Artisan Laurel Grey Distressed
- Peep hole option
- Savoy handleset



2 Panel Arch w/Clavos
 Shown as 36" wide Cherry, with:

- V-Groove panel option
- Artisan Gunstock finish
- Square clavos
- Peep hole option
- Verano handleset



2 Panel Arch Speakeasy
 Shown as 36" wide Cherry, with:

- V-Groove panel option
- Artisan Pecan Antique finish
- Seville Speakeasy grille
- Clear glass
- San Jose handleset



2 Pnl Arch Speakeasy/Clavos
 Shown as 36" wide Cherry, with:

- V-Groove panel option
- Artisan Midnight Grey Distressed
- Star Speakeasy grille
- Clear glass
- Square clavos
- Carmel handleset



6 Panel Cherry Door · 6'8" Tall



6 Panel
 Cherry wood grain door, shown as 36" wide, with these options:

- Artisan Pecan Antique finish
- Verano handleset
- Door knocker by others

Available Options for FiberCraft 6'8" tall Doors above:

- 2 door widths available: 36" and 32"
- For 2 panel doors on top row, Knotty Alder available only in Artisan prefinished doors
- Decorative Clavos & Straps. See page 12
- Factory Pre-finished options. See pages 5-9
- Speakeasies available with 8 Glass textures. See page 24
- Impact option available
- 2 panel options: Smooth or V-Groove for 2 Panel doors above
- Peephole option available for solid doors

Use your cell phone camera or QRC scan app to **SCAN for More Information**>





Image: Shown with 6'0" x 8'0" Double Square Top Arch Lite door finished in Artisan Gunstock Antique, with V-Grooved panels, Square clavos, Reeds glass and San Jose handlesets.

PRIVACY & PATTERNS ENTRY DOORS

FIBERCRAFT COLLECTION

THE FIBERCRAFT PRIVACY & PATTERNS COLLECTION

Clear & Texture Patterned Glass Entry Door Series

GlassCraft's Privacy and Clear Glass Entry Door Collection features a range of design options that can complement various architectural home styles such as Transitional, Coastal, Cottage, Farmhouse, New American and more.

Many premium options are available, including 7 glass options, 4 wood grains and 4 impact unit configurations. Check this section of the catalog to preview which door styles come with these 4 available impact rated configurations.

Wood Grain Options

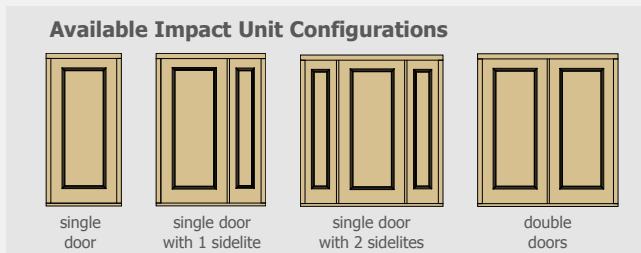
Choose from four wood grain options depending upon the door profile, including:

- Mahogany
- Cherry
- Knotty Alder
- Fir

Impact Doors


All Privacy & Patterns Glass entry doors on the next page are available as Impact Rated doors, except for Craftsman doors and the 8'0" tall Full Lite doors. Impact doors have been tested and approved for use in Windstorm and Impact areas. Please refer to our web site for specific Design Pressure ratings of select Windstorm/Impact approved doors. Impact units come fully assembled and with a coastal hardware package consisting of installation screws, Sapphire Satin Nickel handleset and stainless steel multipoint lock set and hinges. Protective coastal film is applied to handlesets and iron grilles. The package price does not include a dummy handle set on double doors.

A pre-hung impact entryway includes 4-1/2" or 6-1/2" full composite jamb and exterior brick mold. The composite jamb can be stained or painted.




Textured Glass Options

Choose from 7 different glass options to complement your FiberCraft Privacy Glass entry door. The glass textures shown here are produced using a tempered double IG (insulated glass) unit to provide safety, security, and energy efficiency. The capacity to see through the glass panel varies depending upon the glass texture chosen. The Water texture option offers a light obscured view or level of privacy. Large Flemish and Reeds glass options offer a moderate level of obscured view. Rain and Cloud offer the highest level of privacy. LowE coated clear glass is available in a few sizes.




1 - PRIVACY RATING



1 - PRIVACY RATING




3 - PRIVACY RATING




5 - PRIVACY RATING



7 - PRIVACY RATING



9 - PRIVACY RATING



9 - PRIVACY RATING

Arch Lite Double Cherry, Knotty Alder, Mahogany Doors · 8'0" Tall



Arch Top

Shown as 36" wide door pair, with these options:

- Smooth panel option
- Estate Smoke finish
- Reeds glass texture
- San Jose handlesets

V-Groove panel option with Round clavos option



Square Top

Shown as 36" wide door pair, with these options:

- Smooth panel option
- Artisan Pecan Distressed finish
- Rain glass texture
- Carmel handlesets

V-Groove panel option with Round clavos option



Cherry, Knotty Alder, Fir and Mahogany Door Options · 8'0" & 6'8" Tall

8'0" Tall:



Full Lite

Available in Mahogany wood grain only.
Shown as 36" wide door, with:

- Clear or Low-E glass option only
- Estate Smoke Grey finish



3/4 Lite

Available in Cherry, Mahogany, or Knotty Alder wood grain.
Shown as 36" wide door, with:

- V-Groove panel / Rain glass
- Artisan Rosewood Distressed
- LowE glass option available



2/3 Lite (Alder only)

Shown as 36" wide door, with:

- Smooth panel / Cloud glass
- Artisan Laurel Grey Distressed
- LowE glass available



Arch Lite (Alder only)

Shown as 36" wide door, with:

- V-Groove panel / Water glass
- Artisan Sable Grey Distressed
- Stepped Arch handleset



Craftsman (Fir only)

Shown as 36" wide door, with:

- Estate Smoke finish
- Reeds glass texture
- Dentil Shelf option
- Craftsman handleset

6'8" Tall:



Full Lite

Available in Knotty Alder or Cherry wood grain.
Shown as 36" wide door, with:

- Estate Chestnut finish
- Clear LowE glass option



Arch Lite

Available in Cherry or Knotty Alder wood grain. Shown as 36" wide door, with:

- Smooth panel / Rain glass
- Estate Mocha finish



3/4 Lite

Available in Cherry, Mahogany, or Knotty Alder wood grain.
Shown as 36" wide door, with:

- V-Groove panel / Water glass
- Round clavos
- LowE glass available



1/2 Lite (Alder only)

Shown as 36" wide door, with:

- V-Groove panel option
- Artisan Sable Grey finish
- Flemish glass texture
- LowE glass available
- Fleur handleset



Craftsman (Fir only)


Shown as 36" wide door, with:

- Estate Smoke finish
- Reeds glass texture
- Zenia handleset

Available Options FiberCraft Doors above:

- 2 door widths: 36" and 32"
- For Full, 3/4, Arch, and Double doors, Knotty Alder available only in Artisan prefinished doors
- Available with up to 7 Glass textures. See page 30
- Cloud glass texture available only in 6'8" Full, Arch Lite, 3/4 Lite, and 8'0" 3/4, Arch Lite, 2/3 Lite
- Decorative Clavos & Straps. See page 12
- Factory Pre-finished options. See pages 5-9
- Impact option available (Not on 8'0" Full Lite, or Craftsman)
- 2 lower panel options: Smooth or V-Groove
- LowE clear glass panel option available as noted above

Use your cell phone camera or QRC scan app to **SCAN** for More Information>





Shown here: 3'0" x 6'8" FiberCraft Narrow Profile 4 Block Right Door with Black finish, Reeds glass, and Contemporary Satin Nickel handleset.

NARROW PROFILE ENTRY DOORS

FIBERCRAFT COLLECTION


The FIBERCRAFT NP SERIES NARROW PROFILE DOORS

Smooth NP-Series NARROW PROFILE Doors

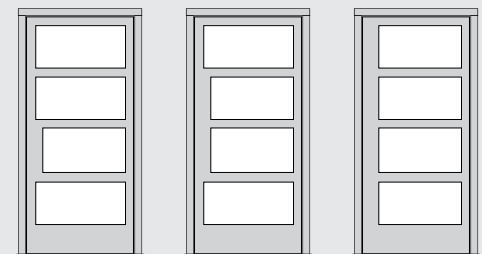
NP-Series fiberglass doors are available in 3 sizes, and as slabs or pre-hung in single and double door configurations with all composite components. Choose unfinished, or pre-finished in Black. These doors are flush-glazed (no raised moulding or insert frames) and are "stopped-in" on the interior side of the door with wood glass stop molding. Three glass options are shown below. With smooth fiberglass skin on both sides, these are Premium Series doors which feature a hardwood edge on both edges and a full-width composite top and bottom rail. All NP-Series doors have a solid Timberstrand® core — no foam, and can accept standard hardware including multipoint locks.

Product Information

- FiberCraft premium series doors have hardwood edges and composite top and bottom rails
- 3 door sizes available: 3'0" x 6'8", 3'0" x 8'0", 3'6" x 8'0"
- Three configurations available shown at right - each door configuration available in right or left hand
- 3" wide stiles and top rail - 10-1/2" inch bottom rail
- Smooth (no texture) fiberglass doors skins
- Solid Timberstrand door core - no foam - provides very strong door
- Three Insulated Glass Panels available for this door - in Clear, Reeds, or Cloud glass textures
- Use standard lock set hardware including multipoint locks.
- 6' 8" 1 Block -- block is 18-5/8" tall
6' 8" 2 Block -- block is 35-7/8" tall
8' 1 Block -- block is 22-5/8" tall
8' 2 Block -- block is 43-7/8" tall
- Door available pre-hung or as a slab
- Unfinished or with a factory finish in Black - Unfinished doors are white for painting by user
- Pre-hang configurations for single or double doors



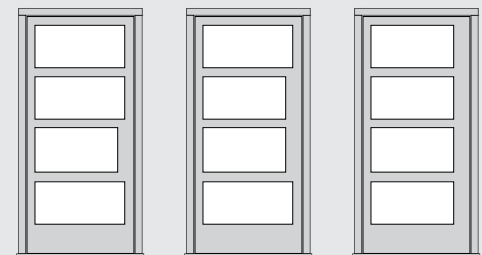
NP-Series 8'0" tall 2 Block Left with Cloud glass.



1 Block Left

2 Block Left

4 Block Left



1 Block Right

2 Block Right

4 Block Right

Glass Texture Options

Choose from 3 different glass texture options to complement your NP-Series contemporary composite entry door. The glass textures shown here are produced using a double IG (insulated glass) unit to provide safety, security, and energy efficiency.




CLEAR

1 - PRIVACY RATING



REEDS

7 - PRIVACY RATING



CLOUD

9 - PRIVACY RATING



Shown here: 3'6" x 8'0" FiberCraft Narrow Profile 1 Block Double Door with Black finish, Cloud glass, and Verano Satin Nickel handleset.


Smooth NP-Series Narrow Profile Door · 6'8" Tall x 36" wide



1 Block Right

36" wide door, with:

- 1 Block Right configuration
- Clear Glass
- Verano Satin Nickel multipoint entry set



1 Block Left

36" wide door, with:


- 1 Block Left configuration
- Cloud Glass
- Verano Satin Nickel entry set



2 Block Right

36" wide door, with:


- 2 Block Right configuration
- Clear Glass
- Contemporary Satin Nickel entry set



2 Block Left

36" wide door, with:

- 2 Block Left configuration
- Reeds Glass
- Metro 16" stainless steel pull handle



4 Block Right

36" wide door, with:

- 4 Block Right configuration
- Reeds Glass
- Metro 48" stainless steel pull handle



4 Block Left

36" wide door, with:

- 4 Block Left configuration
- Cloud Glass
- Carmel Satin Nickel entry set

Available Options for Smooth NP-Series Contemporary Doors:

- Door widths available as listed above
- Multipoint Lock Sets. See pages 16-21
- Factory Pre-finished option: Black
- Available unfinished (white) or pre-finished
- Flush glazed with replaceable glass panels
- 4 glass panels in each door, available in 3 glass options
- 3" wide stiles and top rail, 10-1/2" bottom rail



Use your cell phone camera or QRC scan app to **SCAN for More Information>**

Smooth NP-Series Narrow Profile Door · 8'0" Tall x 36" wide



1 Block Right

36" wide door, with:

- 1 Block Right configuration
- Reeds Glass
- Lumina Satin Nickel multipoint entry set



1 Block Left

36" wide door, with:

- 1 Block Left configuration
- Cloud Glass
- Rectangular Satin Nickel entry set



2 Block Right

36" wide door, with:

- 2 Block Right configuration
- Reeds Glass
- Contemporary Satin Nickel entry set



2 Block Left

36" wide door, with:

- 2 Block Left configuration
- Clear Glass
- Metro 16" stainless steel pull handle



4 Block Right

36" wide door, with:

- 4 Block Right configuration
- Clear Glass
- Metro 60" stainless steel pull handle



4 Block Left

36" wide door, with:

- 4 Block Left configuration
- Cloud Glass
- Carmel Satin Nickel entry set

Smooth NP-Series Narrow Profile Door · 8'0" Tall x 42" wide



1 Block Right

42" wide door, with:

- 1 Block Right configuration
- Reeds Glass
- Lumina Satin Nickel multipoint entry set



1 Block Left

42" wide door, with:


- 1 Block Left configuration
- Cloud Glass
- Rectangular Satin Nickel entry set



2 Block Right

42" wide door, with:

- 2 Block Right configuration
- Reeds Glass
- Contemporary Satin Nickel entry set



2 Block Left

42" wide door, with:


- 2 Block Left configuration
- Clear Glass
- Metro 16" stainless steel pull handle



4 Block Right

42" wide door, with:

- 4 Block Right configuration
- Clear Glass
- Metro 60" stainless steel pull handle



4 Block Left

42" wide door, with:

- 4 Block Left configuration
- Cloud Glass
- Carmel Satin Nickel entry set

Available Options for Smooth NP-Series Contemporary Doors:

- Door widths available as listed above
- Multipoint Lock Sets. See pages 16-21
- Factory Pre-finished option: Black
- Available unfinished (white) or pre-finished
- Flush glazed with replaceable glass panels
- 4 glass panels in each door, available in 3 glass options
- 3" wide stiles and top rail, 10-1/2" bottom rail

Use your cell phone camera or QRC scan app to **SCAN for More Information**>





Image: Shown with 3'0" x 8'0" Santa Barbara contemporary door with wood-grained mahogany in Artisan Midnight Grey finish, with Cloud glass and Lumina handleset.


CONTEMPORARY ENTRY DOORS

FIBERCRAFT COLLECTION

The FIBERCRAFT CONTEMPORARY DOORS

True Contemporary Design with Unique Flush Glazed Glass Panels


GlassCraft Contemporary doors offer a true “flush glazed” appearance by inserting the glass panel directly into the door without a separate door frame. From the exterior side of the door, the look is sleek, without raised moulding around the glass panel. From the “interior” side of the door, square glass “stops” hold the glass panel securely in place. This provides the opportunity for glass replacement, should an individual glass panel be broken. These doors may be ordered individually or assembled in full composite pre-hung jambs.



Only GlassCraft’s Contemporary Series of Composite Entry Doors feature True Flush Glazed look with glass panels mounted directly into the door without raised moulding. The result is the sleekest modern look that’s true to minimalist design conventions.

Or with NEW Aluminum Frame Glazed Glass Panels

New Contemporary door design includes GlassCraft’s unique aluminum frames around glass panels and solid door panels. This functional and unique framing is mounted on both sides of the door, with no visible fasteners. These aluminum frames are brushed aluminum for Modern/Contemporary doors. These frames are 1-1/2” in width, with hidden fasteners. Broken glass may be de-glazed for replacement with this aluminum frame system.




Brushed aluminum glass / panel frame

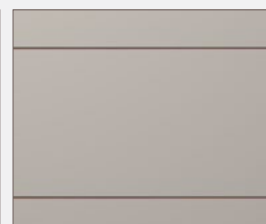
Two Door Textures: Wood Grained Mahogany and Paintable Smooth

The Contemporary Collection FiberCraft doors are available in 2 textures:

- 1) Wood Grained Mahogany — Combines modern aesthetic with a warmth and inviting appeal like that of real wood. Available unfinished or factory pre-finished with a choice of Estate or Artisan finish.
- 2) Paintable Smooth — Easily paintable to match a specific color palette or scheme. Available unfinished in white smooth only.



Shown with Wood Grained Premium Mahogany.




Shown with Paintable Smooth texture with homeowner’s color.

Glass Texture Options

Choose from these glass texture options to complement your door. These textures are produced using a double IG (insulated glass) unit to provide safety, security, and energy efficiency. The capacity to see through the glass panel varies for each texture. Water glass offers a light obscured view, Reeds glass offers a moderate level of privacy, while Rain and Cloud provide the most privacy. Cloud is an opaque white frosted glass panel. Not all textures are available for every door. Options are indicated for each door on following pages.




1 - PRIVACY RATING




3 - PRIVACY RATING




7 - PRIVACY RATING




9 - PRIVACY RATING



9 - PRIVACY RATING



5 - PRIVACY RATING



8 - PRIVACY RATING



8 - PRIVACY RATING

Modern/Contemporary Doors · 8'0" Tall



sidelites

Continental 4 Lite

- Shown as 36" wide door, with:
- Visible glass size 23.25" x 16.5" for each glass panel
 - Stile is 4.5" wide on 36" door
 - Estate Smoke Grey finish
 - Ocean glass texture
 - Available glass: Clear, Flemish, Ocean, Rain
 - Savoy Satin Nickel handleset
 - Not available in 32" width



sidelites

Continental 3 Lite


- Shown as 36" wide door, with:
- Visible glass size 23.25" x 16.5" for each glass panel
 - One solid lower panel
 - Stile is 4.5" wide on 36" door
 - Artisan Onyx Antique finish
 - Rain glass texture
 - Available glass: Clear, Flemish, Ocean, Rain
 - Lumina handleset
 - Not available in 32" width



sidelites

Beverly 6 Lite

- Shown as 36" wide door, with:
- Visible glass size is 23" x 7"
 - Aluminum frame is 26" wide
 - Stile is 4.875" wide on 36" door
 - Artisan Pecan Antique finish
 - Water glass texture
 - Available glass: Clear, Water, Rain, Reeds, Cloud
 - Savoy Antique Nickel handleset
 - Not available in 32" width



sidelites

Santa Monica 5 Lite

- Shown as 36" wide door, with:
- Visible glass is 21" x 9" ea. panel
 - Customer painted finish
 - Reeds glass texture
 - Available glass: Clear, Water, Rain, Reeds, Cloud
 - Zenia Nickel handleset
 - Not available in 32" width



sidelites

Privacy 1 Lite

- Shown as 36" wide door, with:
- Visible glass size is 21" x 63"
 - Artisan Gunstock Antique finish
 - Large Flemish glass texture
 - Available glass: Clear, Water, Rain, Reeds, Cloud, Flemish
 - Contemporary handleset



sidelites

Malibu 1 Lite


- Shown as 36" wide door, with:
- Visible glass size is 7" x 63"
 - Artisan Sable Grey Antique finish
 - Cloud glass texture
 - Available glass: Clear, Water, Rain, Reeds, Cloud, Flemish
 - Rectangular Nickel handleset



sidelites

Santa Barbara 1 Lite

- Shown as 36" wide door, with:
- Visible glass size is 7" x 63"
 - Artisan Laurel Grey Antique finish
 - Flemish glass texture
 - Available glass: Clear, Water, Rain, Reeds, Cloud, Flemish
 - Lumina Nickel handleset



sidelites

Newport 3 Lite

- Shown as 36" wide door, with:
- Visible glass is 9" x 21" ea. panel
 - Customer painted finish
 - Reeds glass texture
 - Available glass: Clear, Water, Rain, Reeds, Cloud
 - Savoy Nickel handleset



1 Lite Sidelite

- Shown as 18" wide sidelite, with:
- Visible glass size is 7" x 63"
 - Artisan Onyx finish
 - Cloud glass texture
 - Available glass: Clear, Water, Rain, Reeds, Cloud, Flemish
 - 14", 16", 18" widths available

Available Options for Modern Contemporary FiberCraft Doors:

- 3 door widths: 42", 36" and 32" (32" N/A for doors on top row)
- Pre-hung units available in several configurations in all-composite frames
- Available in Smooth/Paintable or with Factory Pre-finished options. See pages 5-9
- Multipoint Lock Sets. See pages 16-21
- Available glass textures are noted for each door or sidelite. See page 37
- Sidelites available in 14", 16", and 18" widths

Use your cell phone camera or QRC scan app to **SCAN** for More Information>



Modern/Contemporary Doors • 6'8" Tall



sidelites

Privacy 1 - Full Lite


- Shown as 36" wide door, with:
- Visible glass size is 21" x 63"
 - Artisan Midnight Grey finish
 - Reeds glass texture
 - Available glass: Clear, Water, Rain, Reeds, Cloud, Flemish
 - Lumina handleset



sidelites

Privacy 1 - 3/4 Lite

- Shown as 36" wide door, with:
- Visible glass size is 21" x 47"
 - Estate Mocha finish
 - Flemish glass texture
 - Available glass: Clear, Water, Rain, Reeds, Cloud, Flemish
 - San Jose Nickel handleset



sidelites

Continental 3 Lite

- Shown as 36" wide door, with:
- Visible glass size 23.25" x 16.5" for each glass panel
 - Aluminum frame is 26" wide
 - Stile is 4.5" wide on 36" door
 - Estate Chestnut finish
 - Clear glass texture
 - Available glass: Clear, Flemish, Ocean, Rain
 - Savoy Antique Nickel handleset
 - Not available in 32" wide door



sidelites

Continental 2 Lite

- Shown as 36" wide door, with:
- Visible glass size 23.25" x 16.5" for each glass panel
 - Aluminum frame is 26" wide
 - Stile is 4.5" wide on 36" door
 - Artisan Sable Grey Antique finish
 - Clear glass texture
 - Available glass: Clear, Flemish, Ocean, Rain
 - Zenia handleset
 - Not available in 32" wide door



sidelites

Beverly 5 Lite

- Shown as 36" wide door, with:
- Visible glass size is 23" x 7"
 - Aluminum frame is 26" wide
 - Stile is 4.875" wide on 36" door
 - Customer painted finish
 - Cloud glass texture
 - Available glass: Clear, Water, Rain, Reeds, Cloud
 - Rectangular Nickel handleset
 - Not available in 32" wide door



1 Lite Sidelites

- Shown as 16" wide full Sidelite (left) & 14" wide 3/4 Sidelite (right), with:
- Full Lite visible glass is 7" x 63"
 - 3/4 Lite visible glass is 7" x 47"
 - Full Lite: Artisan Midnight Grey
 - 3/4 Lite: Estate Cranberry finish
 - Reeds glass texture
 - Available glass: Clear, Water, Rain, Reeds, Cloud, Flemish
 - 14", 16", 18" widths



sidelites

Santa Monica 4 Lite

- Shown as 36" wide door, with:
- Visible glass is 21" x 9"
 - Artisan Espresso Antique finish
 - Rain glass texture
 - Available glass: Clear, Water, Rain, Reeds, Cloud
 - Lumina handleset
 - Not available in 32" wide door



sidelites

Malibu 1 Lite

- Shown as 36" wide door, with:
- Visible glass size is 7" x 47"
 - Estate Smoke Grey finish
 - Reeds glass texture
 - Available glass: Clear, Water, Rain, Reeds, Cloud, Flemish
 - Contemporary handleset



sidelites

Santa Barbara 1 Lite

- Shown as 36" wide door, with:
- Visible glass size is 7" x 47"
 - Artisan Rosewood Antique finish
 - Cloud glass texture
 - Available glass: Clear, Water, Rain, Reeds, Cloud, Flemish
 - Rectangular Nickel handleset



sidelites

Newport 2 Lite

- Shown as 36" wide door, with:
- Visible glass is 9" x 21" ea. panel
 - Customer painted finish
 - Water glass texture
 - Available glass: Clear, Water, Rain, Reeds, Cloud
 - Zenia handleset


Available Options for Modern Contemporary FiberCraft Doors:

- 2 door widths: 36" and 32"
- Pre-hung units available in several configurations in all-composite frames
- Available in Smooth/Paintable or with Factory Pre-finished options. See pages 5-9
- Multipoint Lock Sets. See pages 16-21
- Available glass textures are noted for each door or sidelite. See page 37
- Sidelites available in 14", 16", and 18" widths




Use your cell phone camera or QRC scan app to **SCAN for More Information**>

Smooth Solid Contemporary Door · 8'0" Tall



Brentwood Smooth

- Shown as 36" wide door, with:
- Smooth texture
 - Customer painted finish
 - Lumina handleset



Westwood Smooth

- Shown as 36" wide door, with:
- Smooth texture
 - Customer painted finish
 - Peep hole option
 - Contemporary handleset



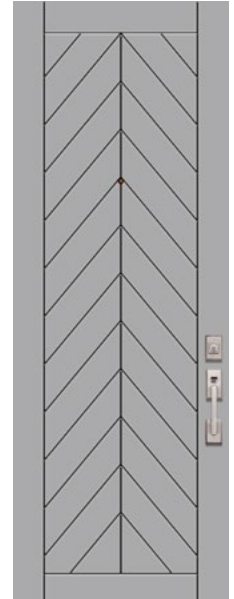
Inglewood Smooth

- Shown as 36" wide door, with:
- Smooth texture
 - Customer painted finish
 - Zenia handleset



Lynnwood Smooth

- Shown as 36" wide door, with:
- Smooth texture
 - Customer painted finish
 - Peep hole option
 - Lumina handleset



Chevron Smooth


- Shown as 36" wide door, with:
- Smooth texture
 - Customer painted finish
 - Peep hole option
 - Zenia handleset

Mahogany Solid Contemporary Door · 8'0" Tall



Brentwood Mahogany

- Shown as 36" wide door, with:
- Mahogany wood grain
 - Estate Cranberry finish
 - Peep hole option
 - Lumina handleset



Westwood Mahogany

- Shown as 36" wide door, with:
- Mahogany wood grain
 - Estate Mocha finish
 - San Jose handleset




Inglewood Mahogany

- Shown as 36" wide door, with:
- Mahogany wood grain
 - Estate Smoke finish
 - Lumina handleset



Lynnwood Mahogany

- Shown as 36" wide door, with:
- Mahogany wood grain
 - Artisan Midnight Grey Antique
 - Peep hole option
 - Lumina handleset




Chevron Mahogany

- Shown as 36" wide door, with:
- Mahogany wood grain
 - Estate Mocha finish
 - Peep hole option
 - Zenia handleset

Available Options for Smooth and Mahogany Solid Contemporary Doors:

- 3 door widths: 42", 36" and 32"
- Multipoint Lock Sets. See pages 16-21
- Factory Pre-finished options. See pages 5-9
- Smooth doors in white unfinished only: scan for more information
- Mahogany wood grain doors unfinished or prefinished
- Peep hole option available for all doors above



Use your cell phone camera or QRC scan app to **SCAN for More Information**>




Smooth Contemporary Door with Glass · 8'0" Tall




Santa Barbara Smooth

- Smooth texture
- Customer painted finish
- Left side configuration (also available as Right side)
- Reeds glass texture option
- Carmel handleset




Newport Smooth

- Shown as 36" wide door, with:
- Smooth texture
 - Customer painted finish
 - Water glass texture option
 - San Jose handleset



Santa Monica Smooth

- Shown as 36" wide door, with:
- Smooth texture
 - Customer painted finish
 - Rain glass texture option
 - Zenia handleset



Venice Smooth

- Shown as 36" wide door, with:
- Smooth texture
 - Customer painted finish
 - Reeds glass texture option
 - Lumina handleset



Beverly Smooth

- Shown as 36" wide door, with:
- Smooth texture
 - Customer painted finish
 - Cloud glass texture option
 - Carmel handleset

Mahogany Contemporary Door with Glass · 8'0" Tall




Santa Barbara Mahogany

- Shown 36" wide:
- Mahogany wood grain
 - Artisan Midnight Grey finish
 - Right side configuration (also available as Left side)
 - Cloud glass option
 - Contemporary handleset




Newport Mahogany

- Shown as 36" wide door, with:
- Mahogany wood grain
 - Artisan Espresso Antique
 - Reeds glass texture option
 - Rectangular handleset




Santa Monica Mahogany

- Shown as 36" wide door, with:
- Mahogany wood grain
 - Estate Smoke finish
 - Cloud glass option
 - Lumina handleset



Venice Mahogany

- Shown as 36" wide door, with:
- Mahogany wood grain
 - Artisan Rosewood Antique
 - Rain glass texture option
 - Zenia handleset



Beverly Mahogany

- Shown as 36" wide door, with:
- Mahogany wood grain
 - Artisan Sable Grey finish
 - Water glass texture option
 - Carmel handleset

Available Options for Smooth and Mahogany Contemporary Doors:

- 3 door widths: 42", 36" and 32" (No 32" available for Beverly door)
- Multipoint Lock Sets. See pages 16-21
- Factory Pre-finished options. See pages 5-9
- Smooth doors in white unfinished only: scan for more information
- Mahogany wood grain doors unfinished or prefinished
- 5 glass texture options: Clear, Water, Reeds, Rain, Cloud. See page 37



Use your cell phone camera or QRC scan app to **SCAN for More Information**>


Smooth Solid Contemporary Door · 6'8" Tall



Brentwood Smooth

Shown as 36" wide door, with:

- Smooth texture
- Customer painted in white with dark painted grooves
- Peep hole option
- Lumina handleset



Westwood Smooth

- Smooth texture
- Customer painted in pumpkin
- Lumina handleset



Inglewood Smooth

Shown as 36" wide door, with:

- Smooth texture
- Customer painted in amulet
- Peep hole option
- Lumina black handleset



Lynnwood Smooth

Shown as 36" wide door, with:

- Smooth texture
- Customer painted finish with dark painted grooves
- Peep hole option
- Lumina handleset



Chevron Smooth

Shown as 36" wide door, with:

- Smooth texture
- Customer painted finish with dark painted grooves
- Peep hole option
- Zenia handleset


Mahogany Solid Contemporary Door · 6'8" Tall



Brentwood Mahogany

Shown as 36" wide door, with:

- Mahogany wood grain
- Estate Smoke finish
- Peep hole option
- Zenia handleset



Westwood Mahogany


- Mahogany wood grain
- Estate Chestnut finish
- Lumina handleset



Inglewood Mahogany

Shown as 36" wide door, with:

- Mahogany wood grain
- Artisan Rosewood finish
- Zenia handleset



Lynnwood Mahogany

Shown as 36" wide door, with:

- Mahogany wood grain
- Estate Mocha finish
- Peep hole option
- Carmel handleset



Chevron Mahogany

Shown as 36" wide door, with:

- Mahogany wood grain
- Estate Smoke finish
- Peep hole option
- Lumina black handleset

Available Options for Smooth and Mahogany Solid Contemporary Doors:

- 2 door widths: 36" and 32"
- Multipoint Lock Sets. See pages 16-21
- Factory Pre-finished options. See pages 5-9
- Smooth doors in white unfinished only: scan for more information
- Mahogany wood grain doors unfinished or prefinished
- Peep hole option available



Use your cell phone camera or QRC scan app to **SCAN for More Information**>



Smooth Contemporary Door with Glass · 6'8" Tall




Santa Barbara Smooth

- Smooth texture
- Customer painted finish
- Left side configuration (also available as Right side)
- Reeds glass texture option
- Lumina handleset



Newport Smooth

- Shown as 36" wide door, with:
- Smooth texture
 - Customer painted finish
 - Rain glass texture option
 - Carmel handleset



Santa Monica Smooth

- Shown as 36" wide door, with:
- Smooth texture
 - Customer painted finish
 - Reeds glass texture option
 - Contemporary handleset



Venice Smooth

- Shown as 36" wide door, with:
- Smooth texture
 - Customer painted finish
 - Water glass texture option
 - Rectangular handleset



Beverly Smooth


- Shown as 36" wide door, with:
- Smooth texture
 - Customer painted finish
 - Clear glass texture option
 - Zenia handleset

Mahogany Contemporary Door with Glass · 6'8" Tall




Santa Barbara Mahogany

- Shown as 36" wide door, with:
- Mahogany wood grain
 - Artisan Midnight Grey finish
 - Right side configuration (also available as Left side)
 - Cloud glass option
 - Lumina handleset



Newport Mahogany

- Shown as 36" wide door, with:
- Mahogany wood grain
 - Estate Mocha finish
 - Reeds glass texture option
 - Carmel handleset



Santa Monica Mahogany

- Shown as 36" wide door, with:
- Mahogany wood grain
 - Estate Smoke finish
 - Rain glass texture option
 - Zenia handleset



Venice Mahogany

- Shown as 36" wide door, with:
- Mahogany wood grain
 - Artisan Sable Grey finish
 - Cloud glass option
 - Zenia handleset



Beverly Mahogany

- Shown as 36" wide door, with:
- Mahogany wood grain
 - Artisan Midnight Grey finish
 - Rain glass texture option
 - Lumina handleset

Available Options for Smooth and Mahogany Contemporary Doors:

- 2 door widths: 36" and 32" (No 32" width available for Beverly door)
- Multipoint Lock Sets. See pages 16-21
- Factory Pre-finished options. See pages 5-9
- Smooth doors in white unfinished only: scan for more information
- Mahogany wood grain doors unfinished or prefinished
- 5 glass texture options. See page 37

Use your cell phone camera
or QRC scan app to **SCAN**
for **More Information**>





Image: Shown with 3/4 Lite door in Artisan Midnight Grey finish, with Cantania Decorative Glass, smooth panel, and Carmel handleset.

DECORATIVE GLASS ENTRY DOORS

FIBERCRAFT COLLECTION

The FIBERCRAFT DECORATIVE GLASS DOORS

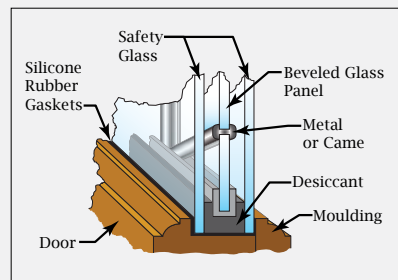
VitriLites® Decorative Glass Door Panels

GlassCraft's Decorative Glass Series features hand cut and beveled glass panels with unique glass clusters and a combination of glass textures that maximize brilliance and sparkle while offering a desired level of privacy.

No one makes better quality decorative glass panels for their doors and windows than GlassCraft. Each decorative glass panel was designed, crafted, assembled, and polished with artistry and performance in mind.

GlassCraft's VitriLites® Decorative Glass Door Panels offer these features:

- Beveled glass designs, each with multiple glass textures (except Sandringham)
- Triple-thick insulated glass panels for improved energy efficiency and security
- Six decorative glass designs to choose from: Brazos, Courtlandt, Marsais, Marsala, Sandringham and Cantania
- Came color for each glass panel design is listed for each door




Triple-thick IG Glass Panels for improved energy efficiency and security.

VitriLites® Decorative Glass Designs



Brazos®

2 - PRIVACY RATING



Sandringham

2 - PRIVACY RATING



Courtlandt®

3 - PRIVACY RATING




Marsala®

4 - PRIVACY RATING



Marsais®

6 - PRIVACY RATING




Cantania

7 - PRIVACY RATING



Decorative Glass 1 Panel Arch Lite Knotty Alder Door · 8'0" Tall



Arch Lite Brazos

- Shown as 36" wide door, with:
- V-Groove panel option
 - Artisan Gunstock Distressed
 - Round clavos option
 - Black Came
 - San Jose handleset




Arch Lite Courtlandt

- Shown as 36" wide door, with:
- V-Groove panel option
 - Estate Smoke finish
 - Satin Nickel Came
 - Round clavos option
 - Savoy handleset



Arch Lite Marsais


- Shown as 36" wide door, with:
- V-Groove panel option
 - Artisan Sable Grey Antique
 - Black Came
 - San Jose handleset



Arch Lite Marsala

- Shown as 36" wide door, with:
- V-Groove panel option
 - Artisan Pecan Distressed finish
 - Satin Nickel Came
 - Carmel handleset

Decorative Glass 1 Panel 3/4 Lite Knotty Alder, Mahogany, Cherry Door · 8'0" Tall



sidelites

3/4 Lite Brazos

- Shown as 36" wide door, with:
- V-Groove panel option
 - Artisan Weathered Saddle Distressed finish
 - Black Came
 - Zenia handleset



3/4 Lite Cantania

- Shown as 36" wide door, with:
- Smooth panel option
 - Estate Mocha finish
 - Black Came
 - Lumina handleset



sidelites

3/4 Lite Marsala

- Shown as 36" wide door, with:
- Smooth panel option
 - Artisan Weathered Saddle Antique finish
 - Satin Nickel Came
 - Carmel handleset



sidelites

3/4 Lite Courtlandt

- Shown as 36" wide door, with:
- Smooth panel option
 - Artisan Sable Grey Distressed
 - Knotty Alder option shown
 - Satin Nickel Came
 - Zenia handleset

Available Options for Arch Lite and 3/4 Lite Doors above:

- 2 door widths: 36" and 32"
- 3/4 Lite available in 3 wood grain textures (Knotty Alder in Pre-finished Artisan option only)
- All doors above available with Smooth or V-Groove lower panel
- Arch Lite doors above available with Knotty Alder wood grain only
- Clavos and Strap options available for these doors. See page 12
- Multipoint Lock Sets. See pages 16-21
- Factory Pre-finished options. See pages 5-9
- Some doors have matching sidelites available

Use your cell phone camera or QRC scan app to **SCAN** for More Information>




Decorative Glass 1 Panel Arch Lite Cherry & Knotty Alder Door · 6'8" Tall




Arch Lite Marsais

- Shown as 36" wide door, with:
- V-Groove panel option
 - Artisan Pecan Antique finish
 - Black Came
 - Carmel handleset
 - Square clavos option




Arch Lite Courtlandt

- Shown as 36" wide door, with:
- V-Groove panel option
 - Artisan Gunstock finish
 - Satin Nickel Came
 - San Jose handleset



Arch Lite Marsala

- Shown as 36" wide door, with:
- Smooth panel option
 - Estate Smoke finish
 - Satin Nickel Came
 - Zenia handleset



Arch Lite Brazos

- Shown as 36" wide door, with:
- Smooth panel option
 - Artisan Sable Grey Antique
 - Black Came
 - San Jose handleset

Decorative Glass 1 Panel 3/4 Lite Cherry, Mahogany & Knotty Alder Door · 6'8" Tall



3/4 Lite Brazos

- Shown as 36" wide door, with:
- Smooth panel option
 - Artisan Sable Grey Antique
 - Black Came
 - Zenia handleset



3/4 Lite Courtlandt

- Shown as 36" wide door, with:
- Smooth panel option
 - Estate Smoke finish
 - Satin Nickel Came
 - Carmel handleset



3/4 Lite Marsais

- Shown as 36" wide door, with:
- V-Groove panel option
 - Artisan Weathered Saddle Antique finish
 - Black Came
 - Carmel handleset
 - Round clavos option



3/4 Lite Sandringham

- Shown as 36" wide door, with:
- Smooth panel option
 - Artisan Laurel Grey Antique
 - Black Came
 - San Jose handleset



3/4 Lite Cantania

- Shown as 36" wide door, with:
- Smooth panel option
 - Artisan Midnight Grey finish
 - Black Came
 - Zenia handleset

Available Options for Arch Lite and Full Lite Doors above:

- 2 door widths: 36" and 32"
- Knotty Alder in Pre-finished Artisan option only for above doors
- Arch Lite doors above available with Smooth or V-Groove lower panel
- Clavos and Strap options available for Arch Lite doors. See page 12
- Multipoint Lock Sets. See pages 16-21
- Factory Pre-finished options. See pages 5-9
- Some doors have matching sidelites available

Use your cell phone camera or QRC scan app to **SCAN for More Information**>



Image: Shown with 3'0" x 8'0" Arch Top Double 8 Lite SDL doors with Reeds glass, Artisan Gunstock Antique finish in Cherry wood grain, with smooth lower panels and Lumina handlesets in black finish.



DIVIDED LITE & CRAFTSMAN ENTRY DOORS

FIBERCRAFT COLLECTION


The FIBERCRAFT DIVIDED LITE ENTRY DOOR COLLECTION

The SDL Divided Lite Entry Door Series Features Classic Designs

GlassCraft's Divided Lite series provides a selection of classic French doors and timeless Mission and Craftsman style doors. This collection of fiberglass composite doors will complement a wide range of architectural styles. The Divided Lite doors in this catalog feature double insulated glass panels for energy efficiency and security, and a new SDL construction. The Divided Lite Series provides an impressive range of options and finishes. See pages 5-9 for prefinishing swatches and details. These doors may be ordered individually or assembled in full composite pre-hung jambs. Choose from a wide range of design options. New designs and various SDL bar combinations are available.


Super Strong SDL Assembly

The Divided Lite doors are constructed with inter-locking SDL bars that snap into place for a stronger, more structurally sound assembly. Using advanced technology, the new SDL assembly features precision-cut bars that seamlessly snap together for improved performance and appearance. In addition, each muntin bar is nailed into the frame for extra security and strength. No unsightly plugs around the glass panel frame.



Divided Lite Door Construction

Divided Lite muntin bars give the look and feel of historic and traditional divided lite doors, but with improved performance and energy efficiency. Divided Lite grilles create the illusion of True Divided Lite "TDL" doors by placing composite muntin bars on the interior and exterior of one double insulated glass panel. Muntin bars are permanently fixed to the glass surface with special tape and are secured with pin fasteners to the glass frames at all points of contact. This allows for superior energy efficiency over TDL doors.



Divided Lite Impact Doors

Impact Divided Lite doors have been tested and approved for use in windstorm and Impact areas. Please refer to our website for specific Design Pressure ratings for windstorm/impact-approved Divided Lite doors. Impact entryways are available with clear insulated glass only, and do not have internal muntin bars.




Glass Texture Options for Divided Lite Doors


Choose from five different glass texture options to complement your Divided Lite composite entry door. The glass textures shown here are produced using a tempered double IG (insulated glass) unit to provide safety, security, and energy efficiency. The capacity to see through the glass panel varies depending upon the glass texture chosen.




1 - PRIVACY RATING




3 - PRIVACY RATING



5 - PRIVACY RATING
* N/A for Craftsman doors



7 - PRIVACY RATING



9 - PRIVACY RATING

Arch Top Double SDL Cherry, Knotty Alder, Mahogany Door · 8'0" Tall



Arch Top Double 6 Lite SDL

- Shown as 36" wide door pair, with:
- Smooth panel option
 - Artisan Weathered Saddle Distressed finish
 - Rain glass texture
 - Carmel Satin Nickel handlesets



Arch Top Double 8 Lite SDL

- Shown as 36" wide door pair, with:
- V-Groove panel option
 - Artisan Gunstock Distressed finish
 - Reeds glass texture
 - Lumina Oil Rubbed Bronze handlesets

Square Top Arch Double SDL Cherry, Knotty Alder, Mahogany Door · 8'0" Tall



Square Top Arch Double 6 Lite SDL

- Shown as 36" wide door, with:
- Smooth panel option
 - Artisan Weathered Saddle Distressed finish
 - Rain glass texture
 - San Jose Antique Nickel handlesets



Square Top Arch Double 8 Lite SDL

- Shown as 36" wide door, with:
- Smooth panel option
 - Artisan Gunstock Distressed finish
 - Clear glass
 - Lumina Satin Nickel handlesets

Available Options for 1-Panel Arch Lite Double Doors:

- 2 door widths: 32" and 36"
- Decorative Clavos & Straps. See page 12
- Multipoint Lock Sets. See pages 16-21
- Factory Pre-finished options. See pages 5-9
- Several Wood grain textures. Scan for more information
- Available with 5 Glass textures. See page 49
- 2 lower panel options: Smooth or V-Groove
- Impact option available



Use your cell phone camera or QRC scan app to **SCAN for More Information**>



1 Panel 3/4 Lite SDL Knotty Alder, Mahogany & Cherry Door · 8' 0" Tall



3/4 Lite SDL 4 Lite

- Shown as 36" wide door, with:
- Smooth panel option
 - Artisan Onyx Antique finish
 - Water glass texture
 - Carmel handleset
 - Matching sidelites available



3/4 Lite SDL 6 Lite

- Shown as 36" wide door, with:
- V-Groove panel option
 - Artisan Weathered Saddle Distressed
 - Rain glass texture
 - San Jose handleset
 - Matching sidelites available



3/4 Lite SDL 9 Lite

- Shown as 36" wide door, with:
- Smooth panel option
 - Estate Mocha finish
 - Water glass texture
 - Carmel handleset
 - Matching sidelites available



3/4 Lite SDL 10 Lite

- Shown as 36" wide door, with:
- Smooth panel option
 - Estate Cranberry finish
 - Clear glass
 - San Jose handleset
 - Matching sidelites available

1 Panel 2/3 Lite SDL Knotty Alder Door · 8' 0" Tall



2/3 Lite SDL 4 Lite

- Shown as 36" wide door, with:
- V-Groove panel option
 - Artisan Gunstock Antique finish
 - Water glass texture
 - Carmel handleset



2/3 Lite SDL 6 Lite

- Shown as 36" wide door, with:
- V-Groove panel option
 - Estate Chestnut finish
 - Reeds glass texture
 - Lumina handleset



2/3 Lite SDL 8 Lite

- Shown as 36" wide door, with:
- Smooth panel option
 - Artisan Laurel Grey Antique finish
 - Clear glass



2/3 Lite SDL 9 Lite

- Shown as 36" wide door, with:
- V-Groove panel option
 - Estate Smoke finish
 - Flemish glass texture
 - Square clavos option

Available Options for 1-Panel FiberCraft 8'0" tall Doors above:

- 2 door widths: 36" and 32"
- 3/4 Lite doors available in 3 wood grain textures (Knotty Alder in Pre-finished Artisan option only)
- Decorative Clavos & Straps. See page 12
- Factory Pre-finished options. See pages 5-9
- Several wood grain textures. Scan for more information
- Available with 5 Glass textures. See page 49
- 2 lower panel options: Smooth or V-Groove
- Matching Sidelites available as noted
- Impact option available



Use your cell phone camera
or QRC scan app to **SCAN**
for **More Information**>



1 Panel 3/4 Lite SDL Knotty Alder, Mahogany & Cherry Door · 6'8" Tall



sidelites

3/4 Lite SDL 3 Lite

- Shown as 36" wide door, with:
- V-Groove panel option
 - Artisan Pecan Antique finish
 - Rain glass texture
 - Carmel handleset
 - Matching sidelites available



sidelites

3/4 Lite SDL 4 Lite

- Shown as 36" wide door, with:
- Smooth panel option
 - Artisan Antique finish
 - Rain glass texture
 - Lumina handleset
 - Matching sidelites available



sidelites

3/4 Lite SDL 6 Lite

- Shown as 36" wide door, with:
- V-Groove panel option
 - Artisan Laurel Grey Distressed
 - Reeds glass texture
 - San Jose handleset
 - Matching sidelites available



sidelites

3/4 Lite SDL 9 Lite

- Shown as 36" wide door, with:
- V-Groove panel option
 - Artisan Weathered Saddle Distressed
 - Water glass texture
 - Zenia handleset
 - Matching sidelites available

1 Panel 1/2 Lite SDL Knotty Alder Door · 6'8" Tall



1/2 Lite SDL 4 Lite

- Shown as 36" wide door, with:
- V-Groove panel option
 - Artisan Gunstock Antique finish
 - Clear glass
 - Savoy handleset



1/2 Lite SDL 6 Lite

- Shown as 36" wide door, with:
- V-Groove panel option
 - Artisan Sable Grey Distressed
 - Flemish glass texture
 - Carmel handleset



1/2 Lite SDL 9 Lite

- Shown as 36" wide door, with:
- Smooth panel option
 - Estate Smoke finish
 - Flemish glass texture
 - Square clavos
 - San Jose handleset

Available Options for 1-Panel SDL FiberCraft 6'8" tall Doors above:

- 2 door widths: 36" and 32"
- 3/4 Lite doors available in 3 wood grain textures (Knotty Alder in Pre-finished Artisan option only)
- Decorative Clavos & Straps. See page 12
- Factory Pre-finished options. See pages 5-9
- Several wood grain textures. Scan for more information
- Available with 5 Glass textures. See page 49
- Impact option available (not on 1/2 Lites)
- 2 lower panel options: Smooth or V-Groove
- Matching Sidelites available for 3/4 Lite doors as noted

Use your cell phone camera or QRC scan app to **SCAN** for More Information>




FIBERCRAFT CRAFTSMAN FIR & MAHOGANY DOORS

GlassCraft's Craftsman doors shown on these two pages utilize "flush glazing" that has no raised moulding around the glass panel. This flush-moulding appearance is identical on both the front and back sides of the door. These glass panels are replaceable if ever broken. This style of glazing is different from most other FiberCraft doors which have raised moulding on both sides of the door. Please note that the FIR Craftsman door uses a wider flush molding around the glass than does the MAHOGANY Craftsman doors. This flush style glazing is true to the architectural design of original Craftsman, Mission, and Shaker style doors of 100 years ago.



Unique Mortise and Tenon Feature for Artisan Distressed finish option

GlassCraft offers Craftsman style doors with either our "Estate Collection" or our "Artisan Collection" finish options. The Artisan Collection Antique and Distressed options feature our premium hand-finished colors and textures. For these Craftsman style doors, the Artisan Distressed finish includes unique "mortise and tenon" faux door pegs as shown in the photo to the right. Our Artisan Collection Distressed factory finish options provide a combination of special antique patina, natural bur marks, rustic characteristics, indentations, pits, scores, and worm holes. (No door peg marks on Artisan Antique finished doors). These Artisan finishes, wood grains and textures create the unique Craftsman Mahogany appearance that is most authentic.



Please note: The photos in this catalog offer an indication of the final appearance, but due to variations in texture, grain, and color of the material, the actual appearance will vary.

Craftsman SDL Fir Door · 8'0" Tall




Fir Craftsman 1 Lite

- Shown as 36" wide door, with:
- Estate Smoke finish
 - Reeds glass texture
 - Dentil shelf option
 - Craftsman handleset



Fir Craftsman 3 Lite

- Shown as 36" wide door, with:
- Artisan Midnight Grey Distressed
 - Reeds glass texture
 - Dentil shelf option
 - San Jose handleset



Fir Craftsman 4 Lite

- Shown as 36" wide door, with:
- Artisan Rosewood finish
 - Clear glass
 - Zenia handleset



Fir Craftsman 6 Lite

- Shown as 36" wide door, with:
- Artisan Laurel Grey Antique
 - Rain glass texture
 - Dentil shelf option
 - Carmel handleset



Fir Craftsman 6 Lite Marginal

- Shown as 36" wide door, with:
- Estate Mocha finish
 - Water glass texture
 - Lumina handleset

Available Options for FiberCraft 8'0" tall Craftsman Doors above:

- Available in 36" width
- Dentil Shelf option available for all Craftsman doors
- Factory Pre-finished options. See pages 5-9
- Fir wood grain. Scan for more information
- Available with 4 Glass textures. Clear, Water, Reeds, Rain. See page 49
- Faux pegs are standard for Artisan Distressed finishing



Use your cell phone camera or QRC scan app to **SCAN for More Information**>

Craftsman SDL Mahogany Door · 6' 8" Tall



Mahogany Craftsman 1 Lite

- Shown as 36" wide door, with:
- Artisan Pecan Distressed finish
 - Water glass texture
 - Dentil shelf option
 - Craftsman handleset



Mahogany Craftsman 3 Lite

- Shown as 36" wide door, with:
- Artisan Midnight Grey finish
 - Water glass texture
 - Dentil shelf option
 - Craftsman handleset



Mahogany Craftsman 4 Lite

- Shown as 36" wide door, with:
- Estate Smoke finish
 - Rain glass texture
 - Dentil shelf option
 - Craftsman handleset



Mahogany Craftsman 6 Lite

- Shown as 36" wide door, with:
- Artisan Sable Grey finish
 - Clear glass
 - Craftsman handleset



Mahogany Craftsman 6 Lite Marginal

- Shown as 36" wide door, with:
- Estate Mocha finish
 - Reeds glass texture
 - Dentil shelf option
 - Craftsman handleset

Craftsman SDL Fir Door · 6' 8" Tall



Fir Craftsman 1 Lite

- Shown as 36" wide door, with:
- Estate Smoke finish
 - Reeds glass texture
 - Zenia handleset



Fir Craftsman 3 Lite

- Shown as 36" wide door, with:
- Artisan Midnight Grey finish
 - Water glass texture
 - Dentil shelf option
 - San Jose handleset



Fir Craftsman 4 Lite

- Shown as 36" wide door, with:
- Artisan Laurel Grey Antique
 - Clear glass
 - Craftsman handleset



Fir Craftsman 6 Lite

- Shown as 36" wide door, with:
- Artisan Onyx finish
 - Reeds glass texture
 - Dentil shelf option
 - Lumina handleset



Fir Craftsman 6 Lite Marginal

- Shown as 36" wide door, with:
- Artisan Sable Grey finish
 - Clear glass texture shown
 - Lumina handleset

Available Options for FiberCraft 6' 8" tall Craftsman Doors above:

- Available in 36" width
- Dentil Shelf option available for all Craftsman doors
- Factory Pre-finished options. See pages 5-9
- 2 Wood grain textures. Scan for more information
- Available with 4 Glass textures. Clear, Water, Reeds, Rain. See page 52
- Faux pegs are standard for Artisan Distressed finishing. See page 56

Use your cell phone camera or QRC scan app to **SCAN for More Information**>





Image: Shown with 3'0" x 6'8" 3/4 Lite Cantania GBG door in Cherry wood grain with an Artisan Pecan Antique finish, Water glass texture and Lumina Satin Nickel handleset.

GBG (Grille-Between-Glass) DOORS

FIBERCRAFT COLLECTION

The FIBERCRAFT GBG (Grille-Between-Glass) COLLECTION

Patented VinciLites® GBG Panels

The wrought-iron inspired VinciLites® Collection of decorative “grille-between-the-glass” or GBG doors are unique in their appearance, and feature simulated hand-tooling marks and unique designs. GlassCraft has multiple US Patents approved for this product. Available in all door sizes, there are six GBG grille designs to choose from: Austin, Cantania, Novara, Palermo, Salento, and Florence. Each decorative grille is finished in Antique Black, and mounted between two pieces of tempered safety glass. There are four glass texture options available with varying obscurity levels – all of which allow daylight to enter. All VinciLites® designs are registered trademark designs owned by GlassCraft.


GBG Design Options




AUSTIN



CANTANIA



NOVARA




PALERMO



SALENTO



FLORENCE




Glass Texture Options for GBG Doors




CLEAR

1 - PRIVACY RATING




WATER

3 - PRIVACY RATING



REEDS

7 - PRIVACY RATING



RAIN

9 - PRIVACY RATING

1 Panel 3/4 Lite GBG Knotty Alder, Mahogany, Cherry Door · 8'0" Tall



3/4 Lite Austin

- Shown as 36" wide door, with:
- Smooth panel option
 - Artisan Rosewood finish
 - Rain glass texture
 - Carmel handleset

3/4 Lite Cantania

- Shown as 36" wide door, with:
- Smooth panel option
 - Artisan Onyx Antique finish
 - Water glass texture
 - Lumina handleset

3/4 Lite Florence

- Shown as 36" wide door, with:
- Smooth panel option
 - Estate Cranberry finish
 - Clear glass
 - Windsor handleset

3/4 Lite Novara

- Shown as 36" wide door, with:
- Smooth panel option
 - Estate Mocha finish
 - Reeds glass texture
 - San Jose handleset


3/4 Lite Palermo

- Shown as 36" wide door, with:
- V-Groove panel option
 - Artisan Pecan Antique finish
 - Rain glass texture
 - Windsor handleset

3/4 Lite Salento

- Shown as 36" wide door, with:
- Smooth panel option
 - Estate Smoke finish
 - Reeds glass texture
 - Savoy handleset

1 Panel 3/4 Lite GBG Knotty Alder, Mahogany, Cherry Door · 6'8" Tall



3/4 Lite Salento

- Shown as 36" wide door, with:
- Smooth panel option
 - Estate Mocha finish
 - Clear glass
 - Carmel handleset

3/4 Lite Novara

- Shown as 36" wide door, with:
- V-Groove panel option
 - Estate Chestnut finish
 - Rain glass texture
 - San Jose handleset

3/4 Lite Palermo

- Shown as 36" wide door, with:
- Smooth panel option
 - Estate Mocha finish
 - Reeds glass texture
 - Savoy handleset

3/4 Lite Cantania

- Shown as 36" wide door, with:
- Smooth panel option
 - Artisan Pecan Antique finish
 - Water glass texture
 - Lumina handleset

3/4 Lite Austin

- Shown as 36" wide door, with:
- V-Groove panel option
 - Artisan Gunstock Distressed
 - Rain glass texture
 - Round clavos
 - Windsor handleset

3/4 Lite Florence

- Shown as 36" wide door, with:
- Smooth panel option
 - Estate Smoke finish
 - Clear glass
 - Zenia handleset

Available Options for 3/4 Lite 6-8 and 8-0 Doors:


- 2 door widths: 36" and 32"
- Doors available in 3 wood grain textures (Knotty Alder in Pre-finished Artisan option only)
- Decorative Clavos & Straps. See page 12
- Sidelites available for all doors above
- Factory Pre-finished options. See pages 5-9
- Several Wood Grain textures. Scan for more information
- Available with 4 Glass Textures. See page 56
- 2 lower panel options: Smooth or V-Groove



Use your cell phone camera or QRC scan app to **SCAN for More Information>**



1 Panel Arch Lite GBG Knotty Alder & Cherry Door · 6' 8" Tall



sidelites

Arch Lite Florence

Shown as 36" wide door, with:

- Smooth panel option
- Estate Mocha finish
- Reeds glass texture
- San Jose handleset



sidelites

Arch Lite Palermo

Shown as 36" wide door, with:

- V-Groove panel option
- Artisan Weathered Saddle
- Rain glass texture
- Square clavos
- Carmel handleset



sidelites

Arch Lite Cantania

Shown as 36" wide door, with:

- Smooth panel option
- Artisan Sable Grey Antique
- Reeds glass
- Savoy handleset



sidelites

Arch Lite Austin

Shown as 36" wide door, with:

- Smooth panel option
- Artisan Weathered Saddle
- Water glass texture
- Windsor handleset

Full Lite GBG Cherry Door · 6' 8" Tall




sidelites

Full Lite Salento

Shown as 36" wide door, with:

- Estate Smoke finish
- Rain glass texture
- Carmel handleset



sidelites

Full Lite Florence

Shown as 36" wide door, with:

- Estate Cranberry finish
- Clear glass
- Lumina handleset



sidelites

Full Lite Palermo

Shown as 36" wide door, with:

- Estate Chestnut finish
- Water glass texture
- Windsor handleset



sidelites

Full Lite Cantania

Shown as 36" wide door, with:

- Estate Mocha finish
- Water glass texture
- San Jose handleset

Available Options for Arch Lite and Full Lite 6-8 Doors:

- 2 door widths: 36" and 32"
- Arch Lite doors available in 2 wood grain textures (Knotty Alder in Pre-finished Artisan option only)
- Decorative Clavos & Straps. See page 12
- Sidelites available for all doors above
- Factory Pre-finished options. See pages 5-9
- Available with 4 Glass textures. See page 56
- 2 lower panel options for Arch Lite doors: Smooth or V-Groove

Use your cell phone camera or QRC scan app to **SCAN** for More Information>





Image: Shown with double 3'0" x 8'0" 3/4 Lite door with Republic wrought iron design, smooth panel, Artisan Onyx Antique finish, Water glass texture, and Carmel handlesets.

WROUGHT IRON & STEEL GRILLE ENTRY DOORS

FIBERCRAFT COLLECTION


The FIBERCRAFT IRON & STEEL GRILLE DOOR COLLECTION

Patented FerraLites® Wrought Iron or Steel Grilles

GlassCraft's FerraLites® External Wrought Iron or Steel Grille Series features real handmade wrought iron grilles or CNC Cut Modern Steel grilles, along with textured insulated glass panels. This patented design features a decorative metal grille that is "hinged" to allow the grille to be opened for ease of cleaning. The iron grilles are powder-coated in an antique black color. Thirteen metal grille design styles are available, and each grille is available in up to 6 glass texture options with varying obscurity levels. The degree of "obscurity" is noted for each glass texture option (next page). The glass panels use tempered safety glass to make a two-layer-thick safety glass panel. GlassCraft has multiple patents on this unique product.



*Real wrought iron,
hand forged by
real artisans.*



Decorative Grilles Open for Cleaning

GlassCraft's external wrought iron grilles include a patented operating grille hinge mounting system that makes cleaning the glass easy. Grilles may be locked into place with a locking screw.

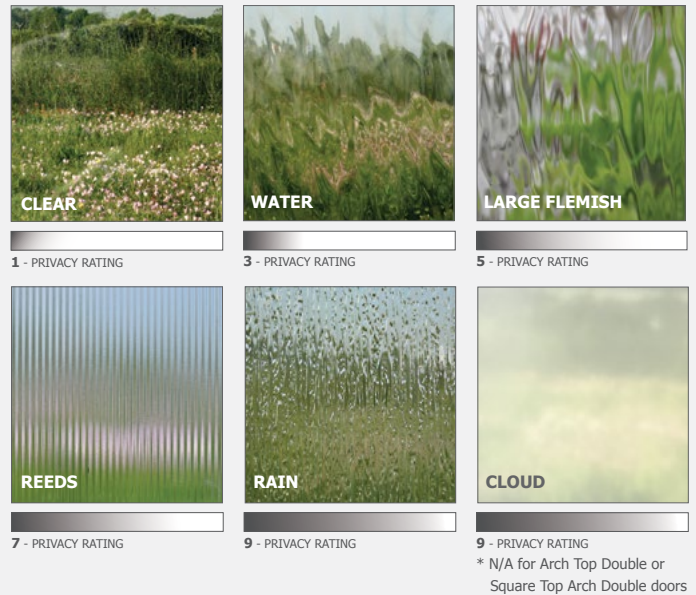


Operable wrought iron grilles

The FIBERCRAFT IRON & STEEL GRILLE DOOR COLLECTION


Textured Glass Options for Wrought Iron/Steel Grille Doors

Choose from 6 different glass texture options to complement your Iron & Steel Grille composite entry door. The glass textures shown here are produced using a tempered double IG (insulated glass) unit to provide safety, security, and energy efficiency. The capacity to see through the glass panel varies depending upon the glass texture chosen.




Traditional Wrought Iron Grilles or CNC Cut Steel Modern Grilles

The decorative grilles shown in this section are either real hand-made wrought iron grilles (photo at far right), or are laser or plasma cut steel grilles (photo at near right), cut on CNC machines. These iron or steel grilles are noted throughout this section. Either way, they mount and function on the door the same way, and all are powder-coated for durability. Several of the doors with Wrought Iron Grilles also have matching sidelites available. These are noted in this section.



Steel Grille



Wrought Iron Grille

IMPACT Pre-hung Units with Exterior Wrought Iron Grilles

All entryways with our exterior wrought iron or steel grilles feature a special powder-coated finish layer on the decorative grille. This coating is commonly used on offshore oil-rigs, applied to metal parts to resist rusting and corrosion. While this coating significantly enhances the durability of these decorative wrought iron grilles, we do not warrant the grilles or hardware finish against corrosion.



Arch Top Double Wrought Iron Grille Cherry, Knotty Alder, Mahogany Door · 8'0" Tall



Arch Top Double Bellagio™

- Shown as 36" wide door pair, with:
- Smooth panel option
 - Artisan Gunstock Distressed finish
 - Clear glass
 - San Jose handlesets - Black



Arch Top Double Marbella®

- Shown as 36" wide door pair, with:
- V-Groove panel option
 - Estate Cranberry finish
 - Rain glass texture
 - Carmel handlesets - Nickel



Arch Top Double Warwick®

- Shown as 36" wide door pair, with:
- Smooth panel option
 - Artisan Sable Grey Distressed finish
 - Reeds glass texture
 - Carmel handlesets - Oil Rubbed Bronze



Arch Top Double Valencia™

- Shown as 36" wide door pair, with:
- Smooth panel option
 - Artisan Weathered Saddle Distressed finish
 - Water glass texture
 - Lumina handlesets - Oil Rubbed Bronze

Available Options for Arch Lite Mahogany, Alder and Cherry Double Doors:

- 2 door widths: 36" and 32". Handleset options for 32" wide door should not use a lever on the exterior side (thumb latch only)
- Doors available in 3 wood grain textures (Knotty Alder in Pre-finished Artisan option only)
- Decorative Clavos & Straps. See page 12
- Multipoint Lock Sets. See pages 16-21
- Factory Pre-finished options. See pages 5-9
- Available with 5 Glass textures (no Cloud). See page 61
- Impact option available
- 2 lower panel options: Smooth or V-Groove

Use your cell phone camera or QRC scan app to **SCAN** for More Information>



Square Top Arch Double Wrought Iron Grille Cherry, Knotty Alder, Mahogany · 8'0" Tall



Square Top Arch Dbl Bellagio™

- Shown as 36" wide door, with:
- Smooth panel option
 - Estate Smoke finish
 - Rain glass texture
 - San Jose handlesets - Black



Square Top Arch Dbl Valencia™

- Shown as 36" wide door, with:
- Smooth panel option
 - Artisan Weathered Saddle Distressed finish
 - Flemish glass texture
 - Lumina handlesets - Oil Rubbed Bronze



Square Top Arch Dbl Warwick®

- Shown as 36" wide door, with:
- Smooth panel option
 - Artisan Pecan Distressed finish
 - Reeds glass texture
 - Carmel handlesets - Oil Rubbed Bronze



Square Top Arch Dbl Marbella®

- Shown as 36" wide door, with:
- V-Groove panel option
 - Artisan Laurel Grey finish
 - Clear glass
 - Zenia handlesets - Nickel

Available Options for Square Top Arch Mahogany, Alder and Cherry Double Doors:

- 2 door widths: 36" and 32". Handleset options for 32" wide door should not use a lever on the exterior side (thumb latch only)
- Doors available in 3 wood grain textures (Knotty Alder in Pre-finished Artisan option only)
- Decorative Clavos & Straps. See page 12
- Multipoint Lock Sets. See pages 16-21
- Factory Pre-finished options. See pages 5-9
- Available with 5 Glass textures (no Cloud). See page 61
- Impact option available
- 2 lower panel options: Smooth or V-Groove



Use your cell phone camera or QRC scan app to **SCAN for More Information**>



1 Panel 3/4 Lite Steel Grille Cherry, Knotty Alder & Mahogany Door · 8'0" Tall



3/4 Lite Moderna

- Shown as 36" wide door, with:
- V-Groove panel option
 - Artisan Sable Grey Distressed
 - Flemish glass texture
 - Carmel handleset



3/4 Lite Eclectic

- Shown as 36" wide door, with:
- Smooth panel option
 - Estate Smoke finish
 - Water glass texture
 - Carmel handleset



3/4 Lite Minimal

- Shown as 36" wide door, with:
- Smooth panel option
 - Artisan Laurel Grey finish
 - Reeds glass texture
 - Lumina handleset



3/4 Lite Urban

- Shown as 36" wide door, with:
- Smooth panel option
 - Artisan Onyx finish
 - Clear glass
 - Carmel handleset



3/4 Lite Contempo

- Shown as 36" wide door, with:
- V-Groove panel option
 - Artisan Weathered Saddle Antique
 - Cloud glass texture
 - Carmel handleset


1 Panel 3/4 Lite Wrought Iron Grille Cherry, Knotty Alder & Mahogany Door · 8'0" Tall



sidelites

3/4 Lite Charleston

- Shown as 36" wide door, with:
- Smooth panel option
 - Artisan Onyx Distressed finish
 - Water glass texture
 - Lumina handleset



sidelites

3/4 Lite Valencia

- Shown as 36" wide door, with:
- Smooth panel option
 - Artisan Weathered Saddle Antique finish
 - Water glass texture
 - Carmel handleset



sidelites

3/4 Lite La Salle

- Shown as 36" wide door, with:
- Smooth panel option
 - Artisan Laurel Grey finish
 - Reeds glass texture
 - Lumina handleset



sidelites

3/4 Lite St. Charles

- Shown as 36" wide door, with:
- V-Groove panel option
 - Artisan Rosewood Distressed
 - Rain glass texture
 - Carmel handleset



3/4 Lite Republic

- Shown as 36" wide door, with:
- Smooth panel option
 - Artisan Onyx Antique finish
 - Cloud glass texture
 - Carmel handleset

Available Options for 1-Panel 3/4 Lite Mahogany, Alder and Cherry Doors:

- 2 door widths: 36" and 32". Handleset options for 32" wide door should not use a lever on the exterior side (thumb latch only)
- Doors available in 3 wood grain textures (Knotty Alder in Pre-finished Artisan option only)
- Decorative Clavos & Straps. See page 12
- Multipoint Lock Sets. See pages 16-21
- Factory Pre-finished options. See pages 5-9
- Available with all 6 Glass textures. See page 61
- Impact option available
- 2 lower panel options: Smooth or V-Groove
- Sidelites available for doors with Wrought Iron grille above as noted

Use your cell phone camera or QRC scan app to **SCAN** for **More Information**>



1 Panel 2/3 Lite Steel Grille Knotty Alder Door · 8'0" Tall



2/3 Lite Moderna

- Shown as 36" wide door, with:
- Smooth panel option
 - Estate Smoke finish
 - Reeds glass texture
 - Contemporary handleset



2/3 Lite Eclectic

- Shown as 36" wide door, with:
- V-Groove panel option
 - Artisan Sable Grey finish
 - Rain glass texture
 - San Jose handleset




2/3 Lite Minimal

- Shown as 36" wide door, with:
- Smooth panel option
 - Artisan Laurel Grey finish
 - Reeds glass texture
 - Rectangular handleset



2/3 Lite Urban


- Shown as 36" wide door, with:
- Smooth panel option
 - Estate Smoke finish
 - Cloud glass
 - Carmel handleset



2/3 Lite Contempo

- Shown as 36" wide door, with:
- V-Groove panel option
 - Estate Mocha finish
 - Flemish glass texture
 - Lumina handleset

1 Panel 2/3 Lite Wrought Iron Grille Knotty Alder Door · 8'0" Tall



2/3 Lite Charleston

- Shown as 36" wide door, with:
- V-Groove panel option
 - Estate Cranberry finish
 - Water glass texture
 - Carmel handleset




2/3 Lite Valencia

- Shown as 36" wide door, with:
- V-Groove panel option
 - Estate Mocha finish
 - Flemish glass texture
 - Fleur handleset




2/3 Lite La Salle

- Shown as 36" wide door, with:
- Smooth panel option
 - Artisan Laurel Grey finish
 - Clear glass
 - San Jose handleset



2/3 Lite St. Charles

- Shown as 36" wide door, with:
- V-Groove panel option
 - Artisan Rosewood finish
 - Cloud glass texture
 - Savoy handleset



2/3 Lite Republic

- Shown as 36" wide door, with:
- V-Groove panel option
 - Artisan Gunstock finish
 - Water glass texture
 - Lumina handleset


Available Options for 1-Panel 2/3 Lite Knotty Alder Doors:

- 2 door widths: 36" and 32". Handleset options for 32" wide door should not use a lever on the exterior side (thumb latch only)
- Decorative Clavos & Straps. See page 12
- Multipoint Lock Sets. See pages 16-21
- Factory Pre-finished options. See pages 5-9
- Available with all 6 Glass textures. See page 61
- Impact option available
- 2 lower panel options: Smooth or V-Groove

Use your cell phone camera or QRC scan app to **SCAN** for More Information>



Full Lite Wrought Iron Grille Cherry or Knotty Alder Door · 6'8" Tall



sidelites

Full Lite La Salle

- Shown as 36" wide door, with:
- Estate Cranberry finish
 - Cloud glass
 - Windsor handleset



sidelites

Full Lite St. Charles

- Shown as 36" wide door, with:
- Estate Smoke finish
 - Rain glass texture
 - Savoy handleset



sidelites

Full Lite Valencia

- Shown as 36" wide door, with:
- Estate Chestnut finish
 - Rain glass texture
 - San Jose handleset



Full Lite Republic

- Shown as 36" wide door, with:
- Artisan Laurel Grey finish
 - Flemish glass texture
 - Lumina handleset


1 Panel Arch Lite Wrought Iron Cherry & Knotty Alder Door · 6'8" Tall



sidelites

Arch Lite Charleston


- Shown as 36" wide door, with:
- Smooth panel option
 - Artisan Midnight Grey finish
 - Rain glass texture
 - Carmel handleset



sidelites

Arch Lite La Salle

- Shown as 36" wide door, with:
- Smooth panel option
 - Estate Cranberry finish
 - Reeds glass texture
 - San Jose handleset



sidelites

Arch Lite Valencia

- Shown as 36" wide door, with:
- Smooth panel option
 - Estate Mocha finish
 - Reeds glass texture
 - Windsor handleset



sidelites

Arch Lite St. Charles

- Shown as 36" wide door, with:
- Smooth panel option
 - Artisan Sable Grey Antique
 - Water glass texture
 - Savoy handleset

Available Options for Full Lite & 1-Panel Arch Lite 6'8" Cherry and Knotty Alder Doors:


- 2 door widths: 36" and 32". Handleset options for 32" wide door should not use a lever on the exterior side (thumb latch only)
- Arch Lite 6-8 tall doors available in 2 grain textures (Knotty Alder in Pre-finished Artisan option only)
- Multipoint Lock Sets. See pages 16-21
- Factory Pre-finished options. See pages 5-9
- Available with all 6 Glass Textures. See page 61
- Impact option available
- 2 lower panel options: Smooth or V-Groove



Use your cell phone camera
or QRC scan app to **SCAN**
for **More Information**>



1 Panel 3/4 Lite Steel Grille Cherry, Knotty Alder & Mahogany Door · 6'8" Tall



3/4 Lite Moderna

- Shown as 36" wide door, with:
- Smooth panel option
 - Artisan Onyx finish
 - Reeds glass texture
 - Carmel handleset



3/4 Lite Eclectic

- Shown as 36" wide door, with:
- Smooth panel option
 - Estate Smoke finish
 - Cloud glass texture
 - San Jose handleset




3/4 Lite Minimal

- Shown as 36" wide door, with:
- Smooth panel option
 - Estate Mocha finish
 - Reeds glass texture
 - Zenia handleset



3/4 Lite Urban


- Shown as 36" wide door, with:
- Smooth panel option
 - Artisan Sable Grey finish
 - Clear glass
 - Lumina handleset



3/4 Lite Contempo

- Shown as 36" wide door, with:
- V-Groove panel option
 - Artisan Pecan finish
 - Flemish glass texture
 - Round clavos
 - Savoy handleset


1 Panel 3/4 Lite Wrought Iron Grille Cherry, Knotty Alder & Mahogany Door · 6'8" Tall



sidelites

3/4 Lite La Salle

- Shown as 36" wide door, with:
- Smooth panel option
 - Estate Chestnut finish
 - Clear glass
 - Windsor handleset



sidelites

3/4 Lite St. Charles

- Shown as 36" wide door, with:
- V-Groove panel option
 - Artisan Pecan finish
 - Water glass texture
 - Round clavos
 - Savoy handleset



sidelites

3/4 Lite Charleston

- Shown as 36" wide door, with:
- V-Groove panel option
 - Artisan Weathered Saddle
 - Rain glass texture
 - Carmel handleset



sidelites

3/4 Lite Valencia

- Shown as 36" wide door, with:
- Smooth panel option
 - Estate Mocha finish
 - Reeds glass texture
 - San Jose handleset



3/4 Lite Republic

- Shown as 36" wide door, with:
- V-Groove panel option
 - Estate Chestnut finish
 - Cloud glass texture
 - Round clavos
 - Lumina handleset

Available Options for 1-Panel 3/4 Lite Knotty Alder, Cherry & Mahogany Doors:

- 2 door widths: 36" and 32". Handleset options for 32" wide door should not use a lever on the exterior side (thumb latch only)
- Doors available in 3 wood grain textures (Knotty Alder in Pre-finished Artisan option only)
- Decorative Clavos & Straps. See page 12
- Multipoint Lock Sets. See pages 16-21
- Factory Pre-finished options. See pages 5-9
- Available with all 6 Glass textures. See page 61
- Impact option available
- 2 lower panel options: Smooth or V-Groove
- Sidelites available for doors with Wrought Iron as noted above

Use your cell phone camera or QRC scan app to **SCAN** for More Information>





GLASS★CRAFT[®]

DOOR COMPANY

2002 Brittmoores Road | Houston, Texas 77043 | 713-690-8282



Proudly Supplied By

 **ALBUQUERQUE**
WINDOW DOOR AND TRIM

1- 505-823-2505 | www.albuquerquewindowdoortrim.com