

HARDWOODS®

Materials That Inspire

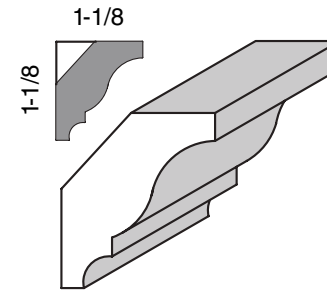


**MOULDING
CATALOG**

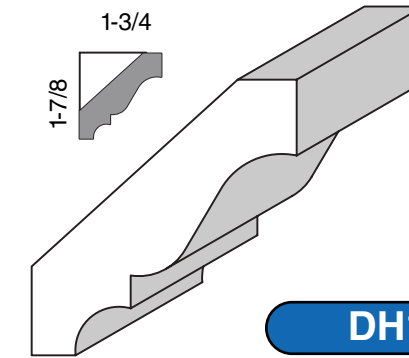
CALIFORNIA - ARIZONA

Crowns1
 Casings8
 Half Columns11
 Aprons13
 Base14
 Base Caps18
 Coves and Corners19
 Chair Rail and Caps20
 Bolections21
 Wainscote and Paneling22
 Panels Mouldings23
 Nosings24
 Plant-ons and Astragels25
 Stool26
 Bar Rail27
 Rounds - Assorted27
 Scribe28
 Assorted Mouldings28

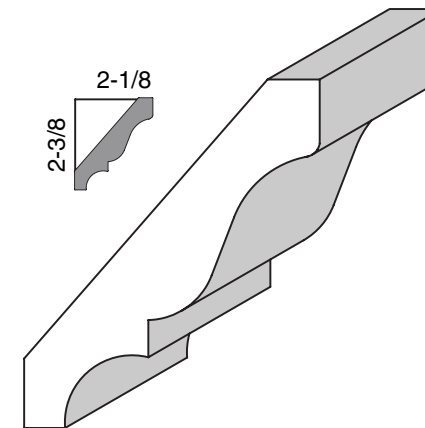
Cabinet Parts29
 Pedestal Mouldings29
 Drawer Front29
 Carved Wood Mouldings30
 Decorative Mouldings31
 Corbels35
 Appliques47
 Onlays49
 Capitals52
 Posts53
 Legs55
 Base Blocks57
 Plinths57
 Corner Blocks57
 Cabinet Feet58
 Hardware60
 Glue60
 Types of Wood for Woodworkign .61



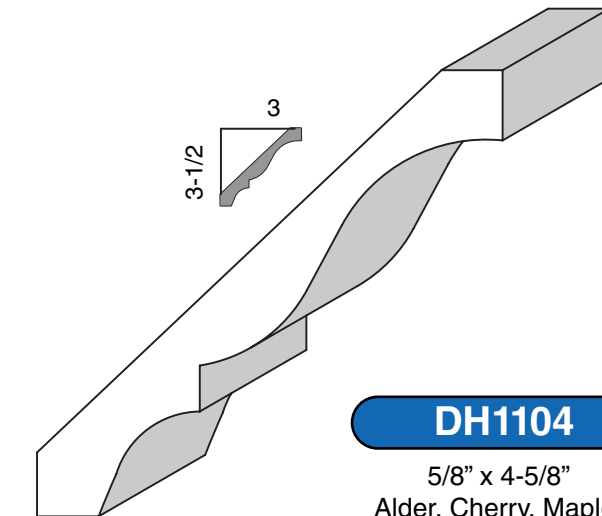
DH1101
 5/8" x 1-5/8"
 Alder, Cherry, Poplar,
 Red Oak



DH1102
 5/8" x 2-5/8"
 Alder, Beech, Cherry, Hickory,
 Knotty Alder, Maple, Mahogany,
 Poplar, Red Oak



DH1103
 5/8" x 3-1/4"
 Alder, Beech, Cherry, Hickory,
 Knotty Alder, Maple, Mahogany,
 Poplar, Red Oak, Walnut

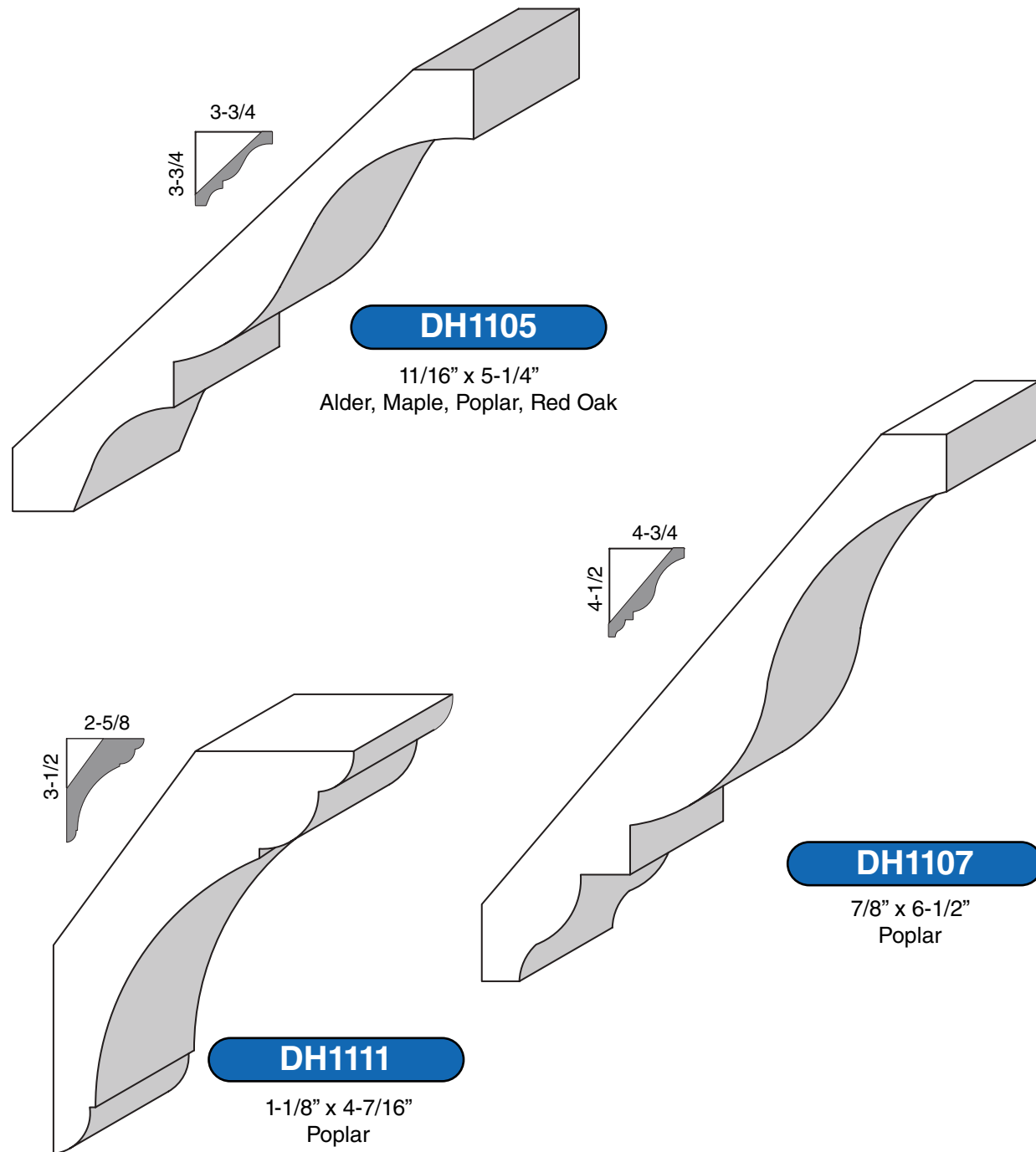


DH1104
 5/8" x 4-5/8"
 Alder, Cherry, Maple,
 Poplar, Red Oak

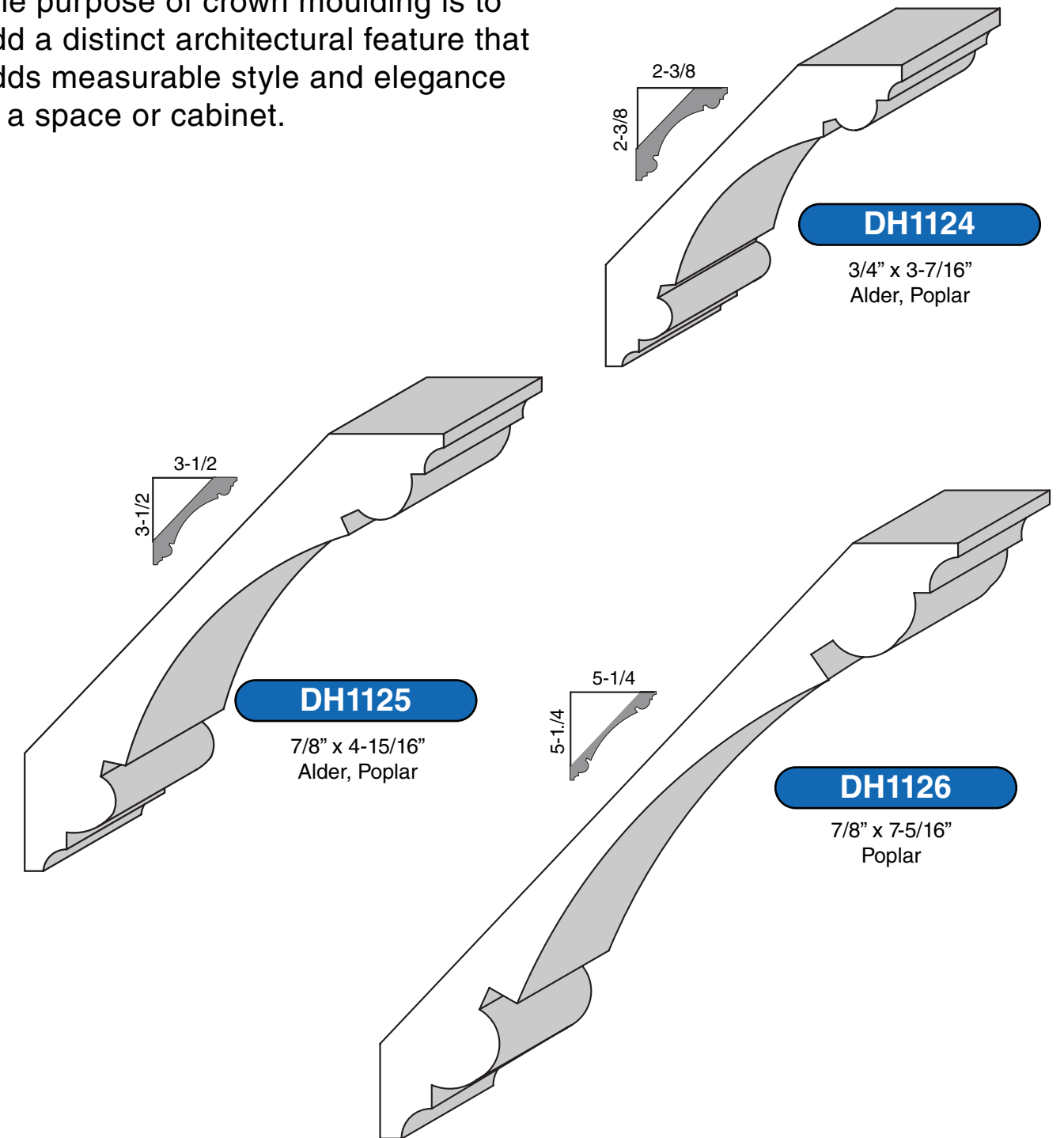
Profile Not To Scale

CROWN

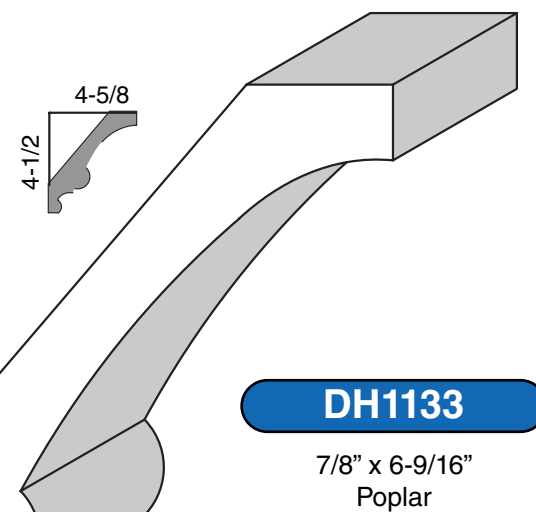
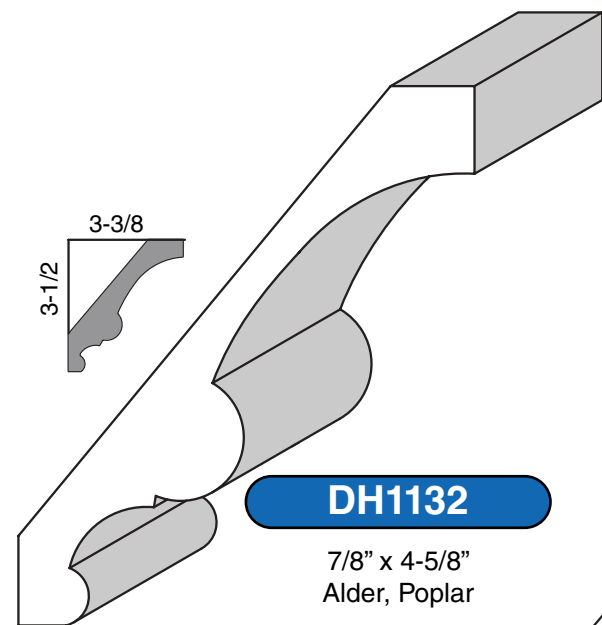
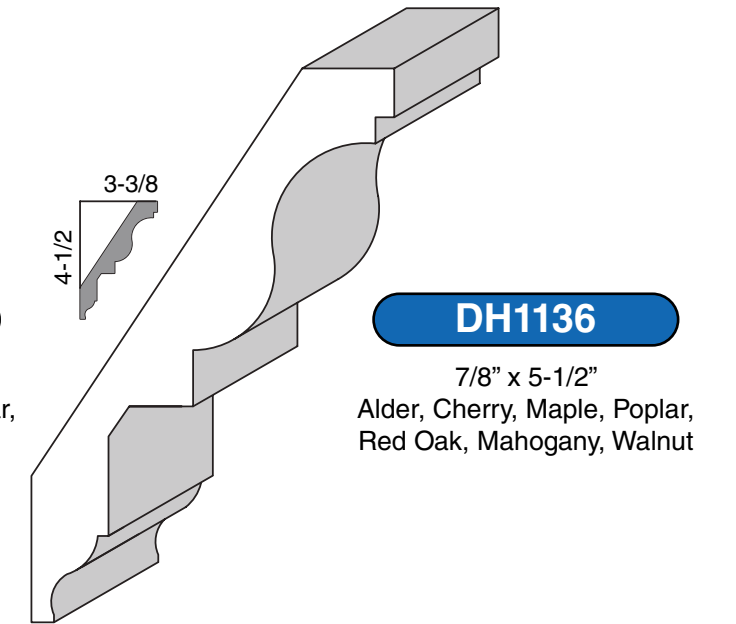
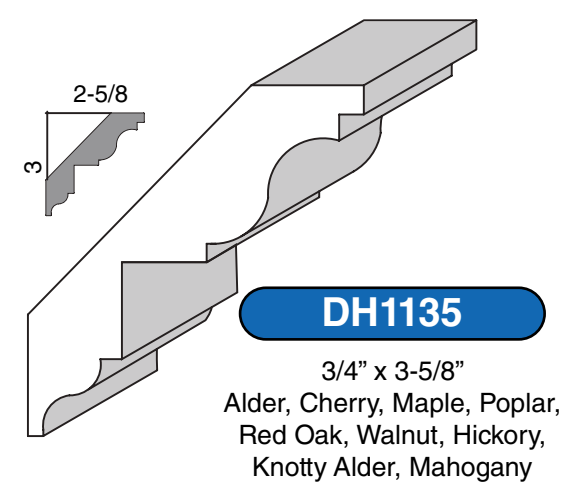
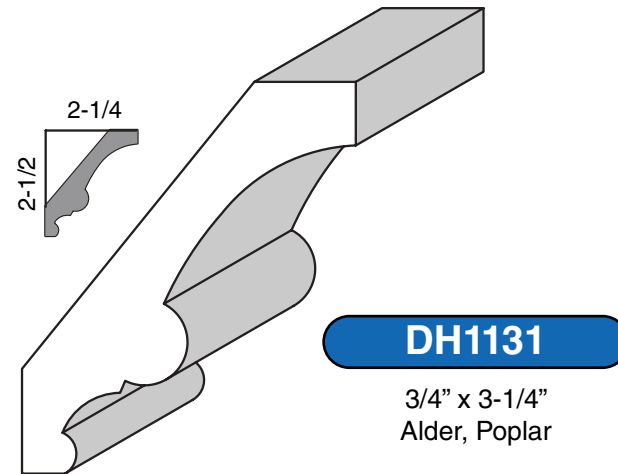
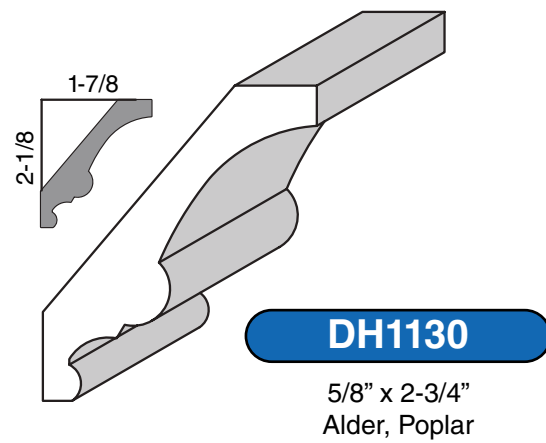
The purpose of crown moulding is to add a distinct architectural feature that adds measurable style and elegance to a space or cabinet.



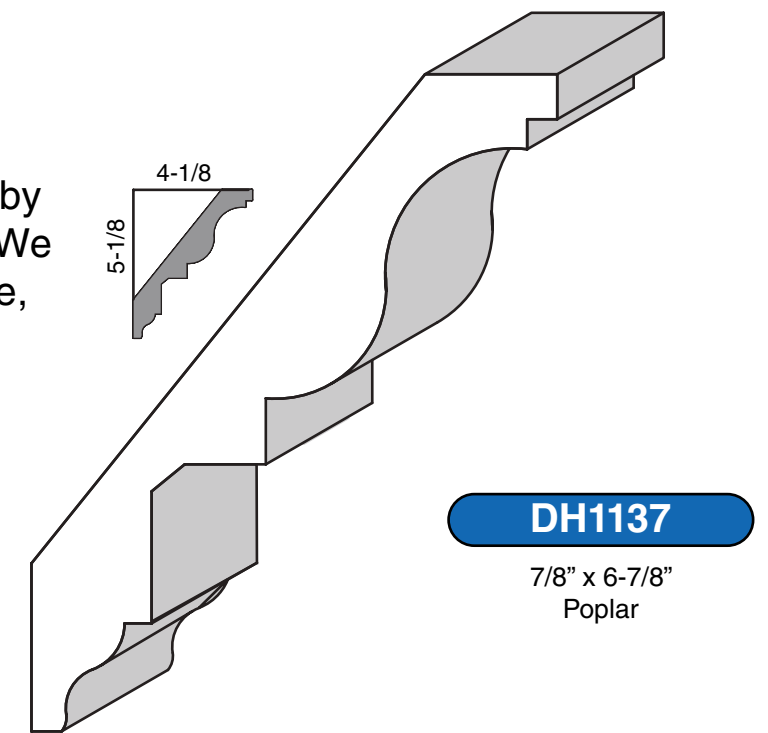

Profile Not To Scale



Profile Not To Scale



These versatile crowns allow you to choose your own custom look by inserting a decorative moulding. We offer many options, including rope, dentil, egg-dart, or acanthus.

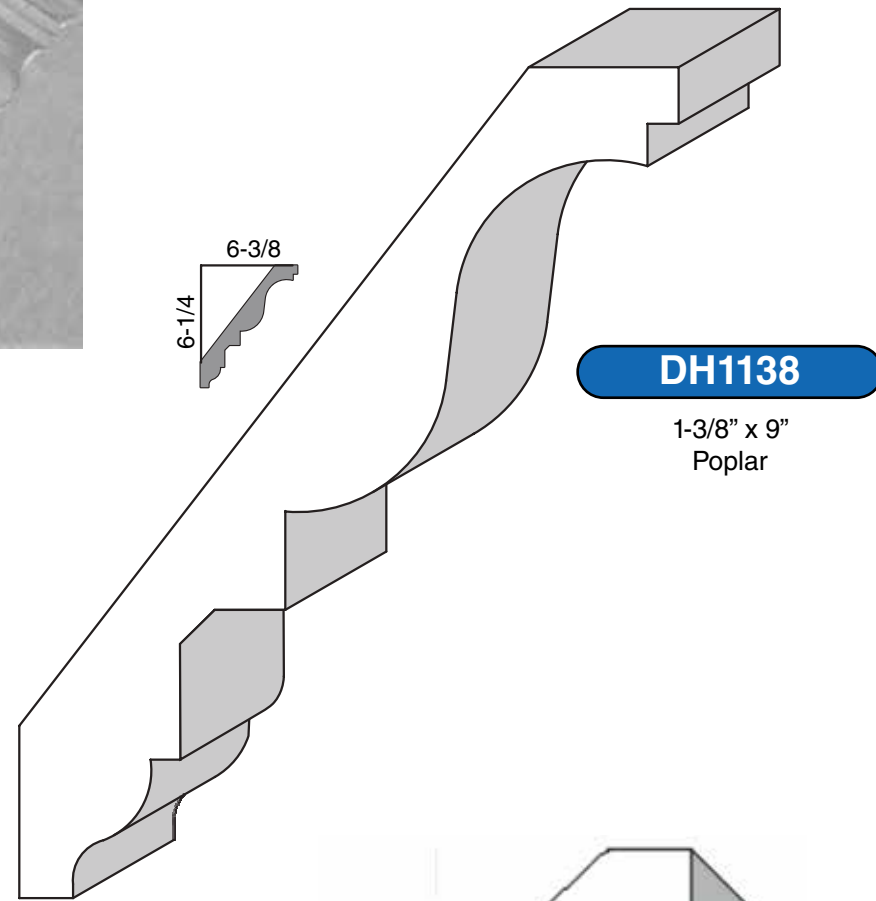


Profile Not To Scale

Profile Not To Scale

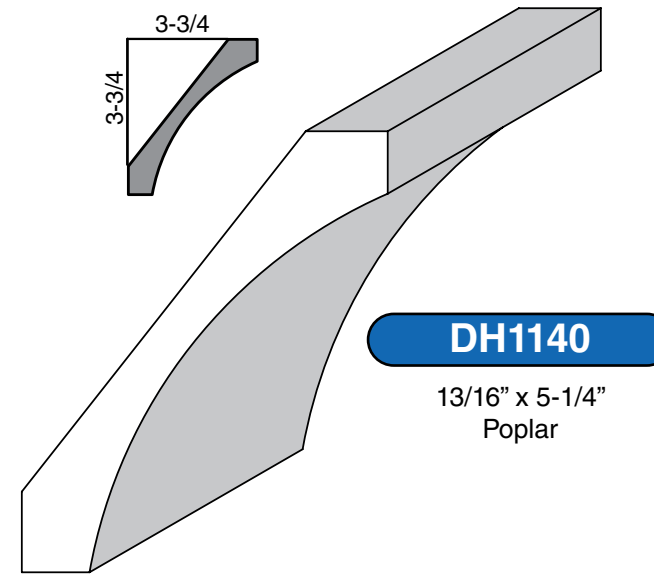
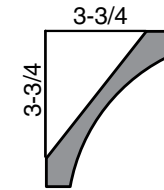


DH1135 crown with
DHM872 egg and dart insert



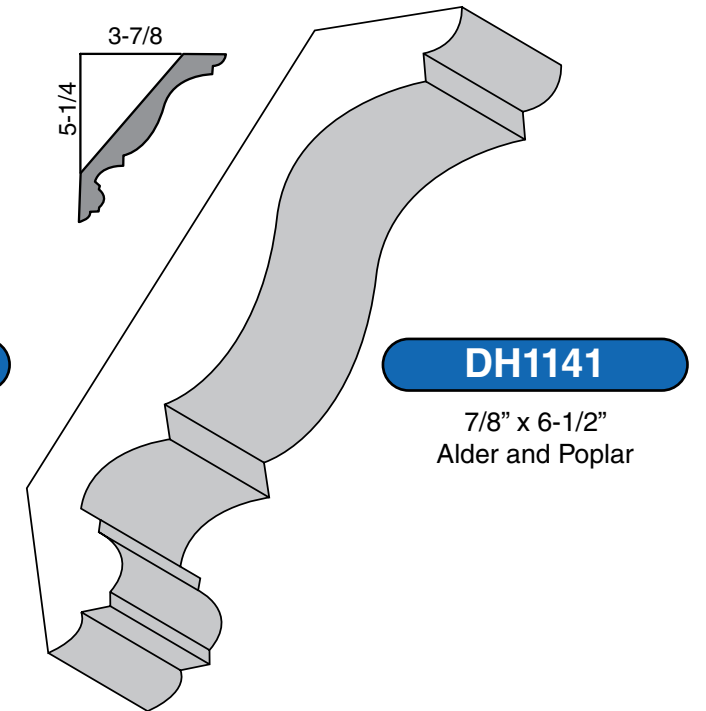
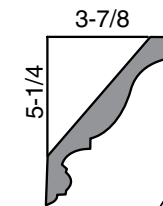
DH1138

1-3/8" x 9"
Poplar



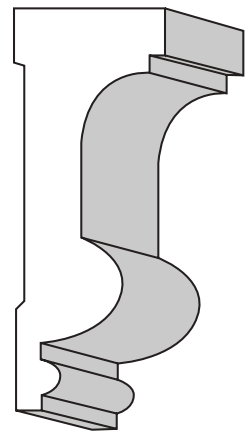
DH1140

13/16" x 5-1/4"
Poplar



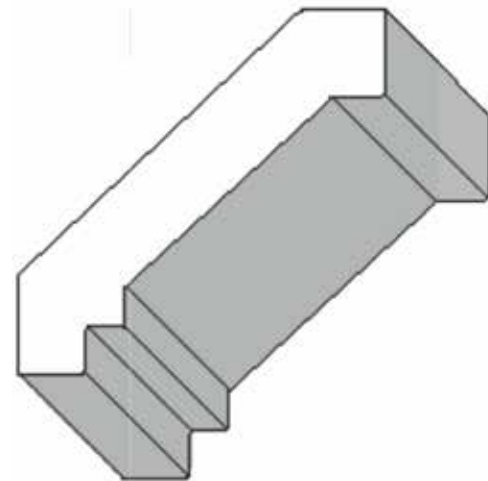
DH1141

7/8" x 6-1/2"
Alder and Poplar



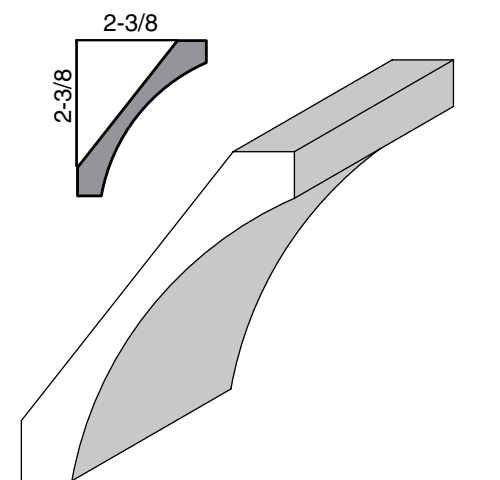
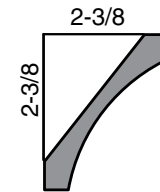
DH1139

1-1/8" x 3"
Alder, Maple, Poplar, Red Oak



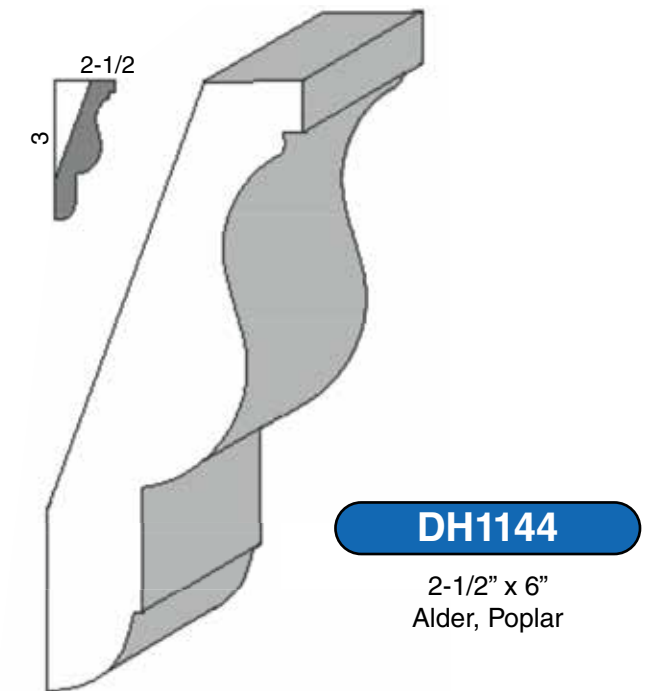
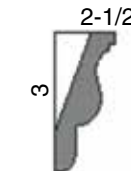
DH1150

3/4" x 3-1/4"
Alder, Cherry, Poplar, Red Oak



DH1142

3/4" x 3-1/2"
Alder, Poplar



DH1144

2-1/2" x 6"
Alder, Poplar

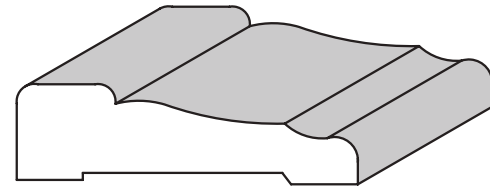
Profile Not To Scale

Profile Not To Scale

CASING

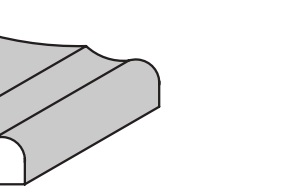
Is the moulding applied to both interior and exterior door openings or windows.

Casings are the most visible trim used in a room. Remember "SIZE MATTERS": 8'-10' door requires larger moulding than a standard 6'-8' door.



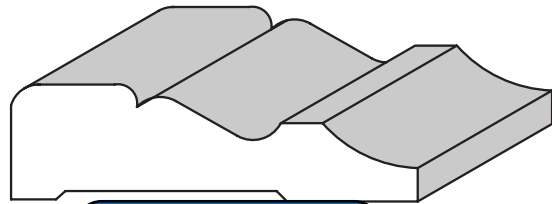
DH1203

5/8" x 2-1/4"
Alder, Cherry, Mahogany,
Maple, Poplar, Red Oak



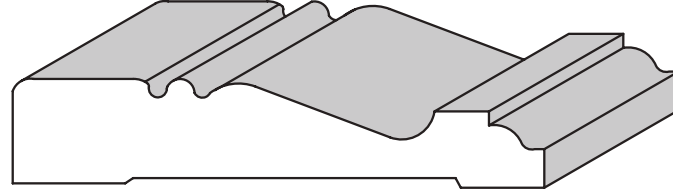
DH1204

5/8" x 3-1/4"
Alder, Cherry, Mahogany,
Maple, Poplar, Red Oak



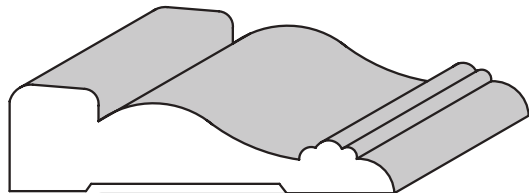
DH1205

3/4" x 2-5/8"
Poplar



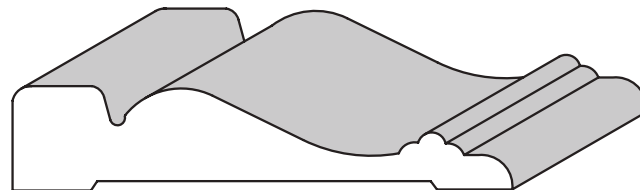
DH1206

11/16" x 3-7/16"
Alder, Poplar



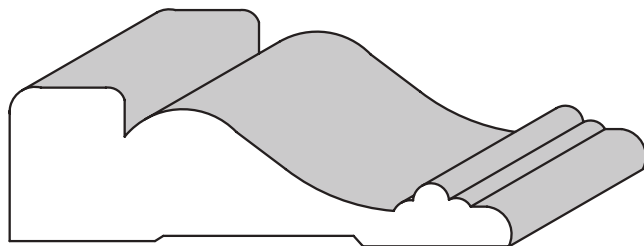
DH1207

11/16" x 2-7/16"
Poplar



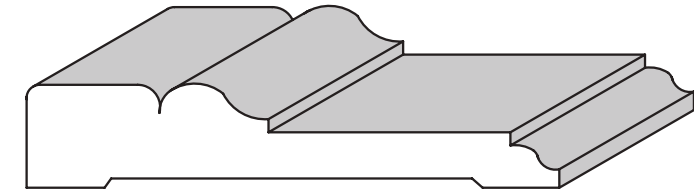
DH1208

11/16" x 3-1/4"
Poplar



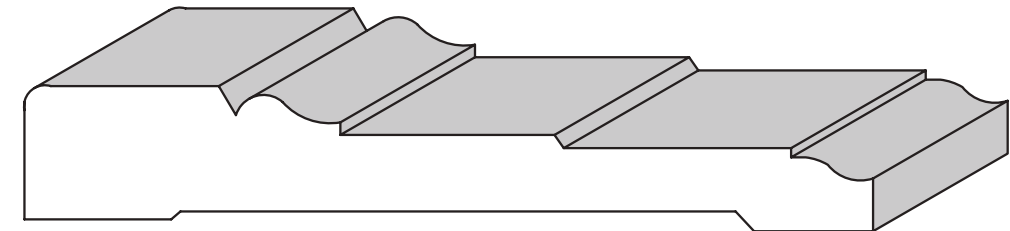
DH1209

1" x 3-1/4"
Alder, Cherry, Maple, Mahogany, Poplar



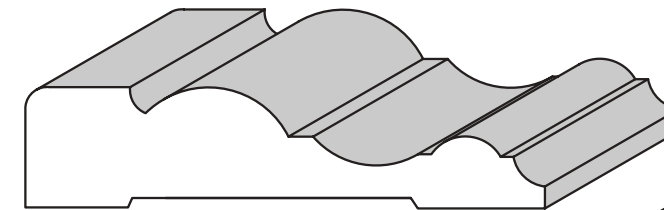
DH1210

11/16" x 3-7/16"
Poplar



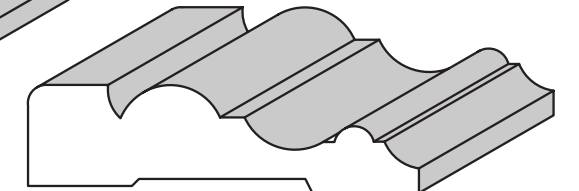
DH1211

3/4" x 5-7/16"
Poplar



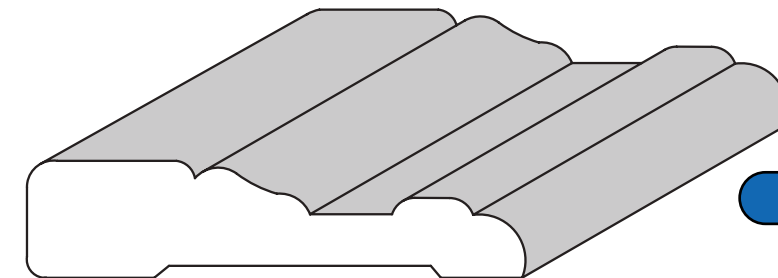
DH1212

3/4" x 3-1/4"
Alder, Poplar, Red Oak, Mahogany



DH1213

3/4" x 2-7/16"
Alder, Poplar, Red Oak

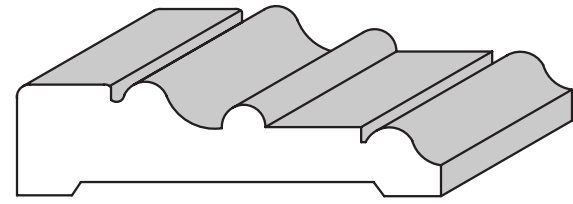


DH1214

3/4" x 3-1/2"
Alder, Poplar

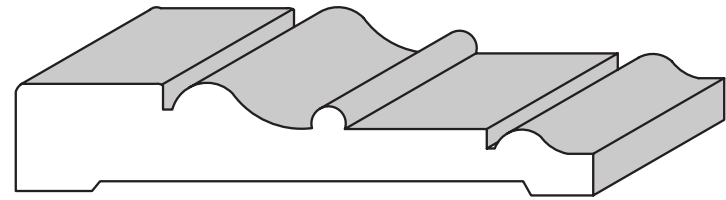
Profile Not To Scale

Profile Not To Scale



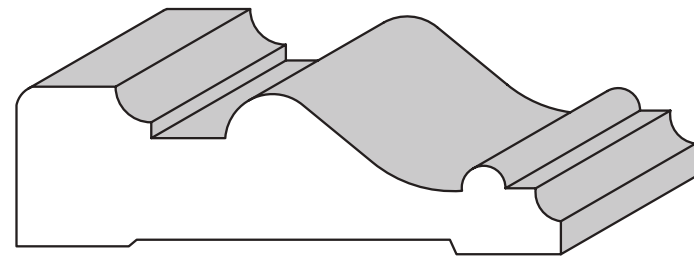
DH1220

3/4" x 2-3/4"
Poplar



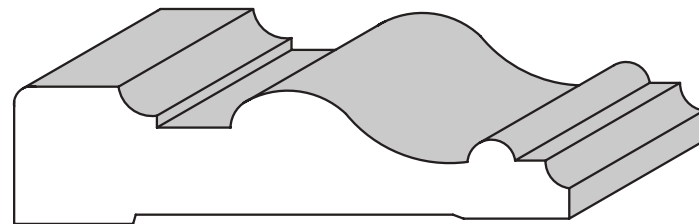
DH1221

3/4" x 3-3/4"
Poplar



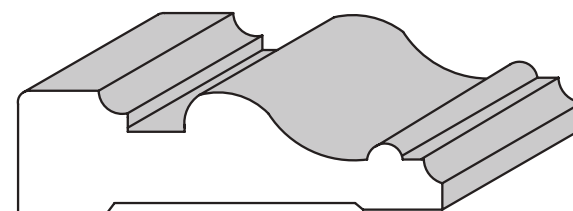
DH1230

1-1/16" x 3-1/2"
Alder, Poplar



DH1231

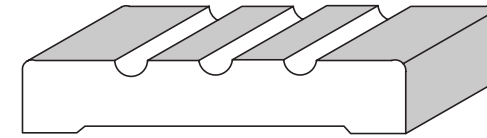
7/8" x 3-1/2"
Poplar



DH1232

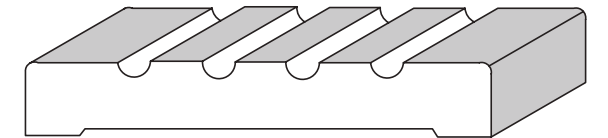
3/4" x 2-3/4" Poplar

Profile Not To Scale



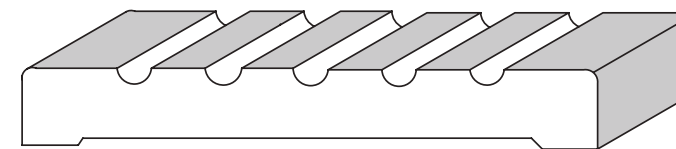
DH1226

11/16" x 3-7/16"
Poplar



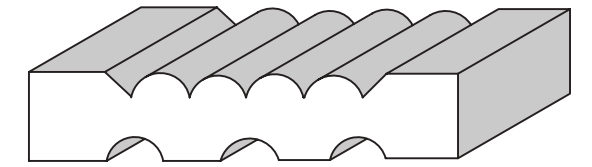
DH1227

11/16" x 4-7/16"
Alder, Poplar, Red Oak, Maple



DH1228


11/16" x 5-7/16"
Alder, Poplar, Red Oak



DH1229

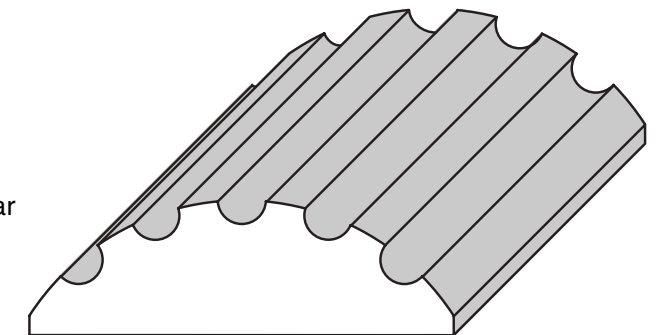
11/16" x 3-1/4"
Alder, Cherry, Maple,
Poplar, Red Oak

HALF COLUMNS



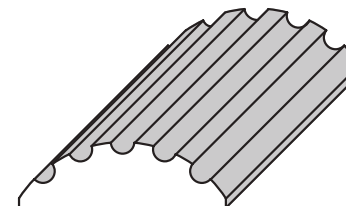
DH1253

Half Reeded Column
1-1/4" x 2-1/2"
Alder, Cherry, Maple, Oak, Poplar



DH1258

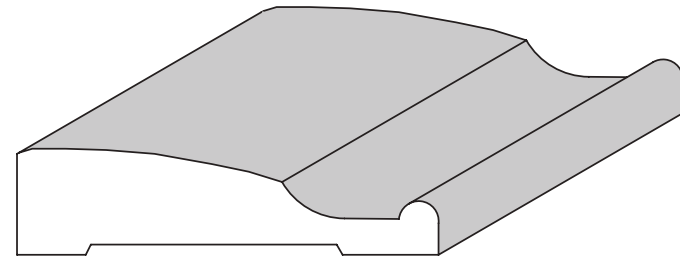
Half Fluted Column
1-1/2" x 5-1/2"
Alder, Poplar



DH1256

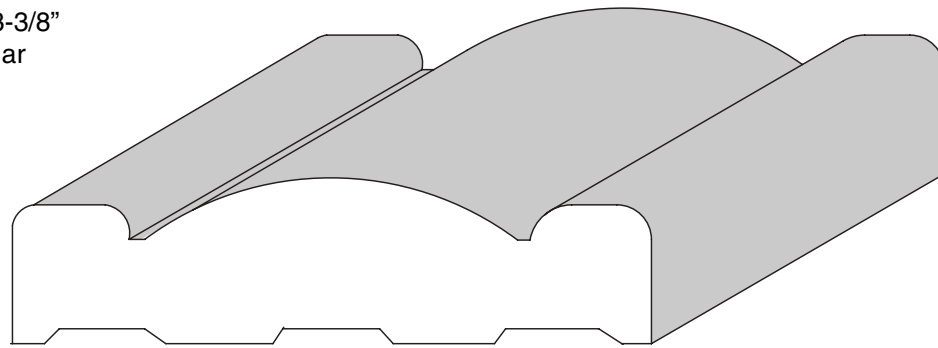
Half Fluted Column
7/8" x 2-1/2"
Alder, Cherry, Poplar, Red Oak

Profile Not To Scale



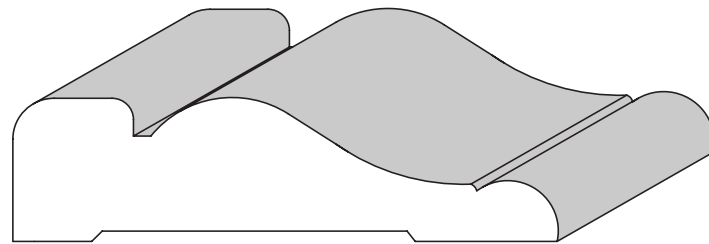
DH1236

7/8" x 3-3/8"
Poplar



DH1237


7/8" x 4-1/4"
Alder, Poplar



DH1238

1-1/8" x 4"
Poplar

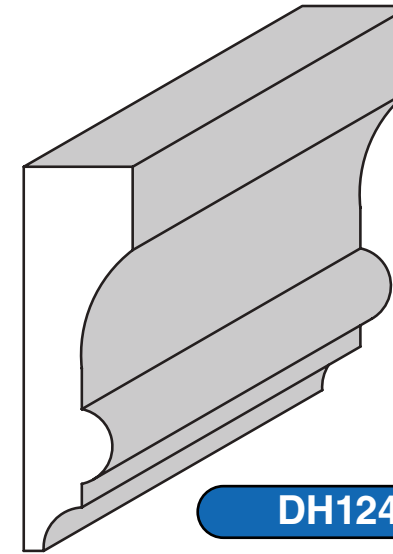
DH1237



DH1922

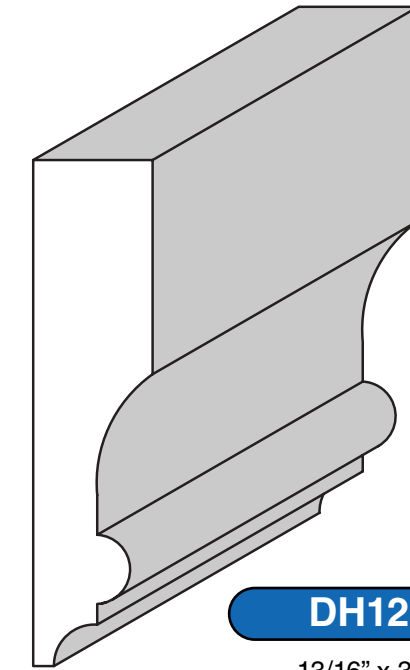
DH103

Profile Not To Scale



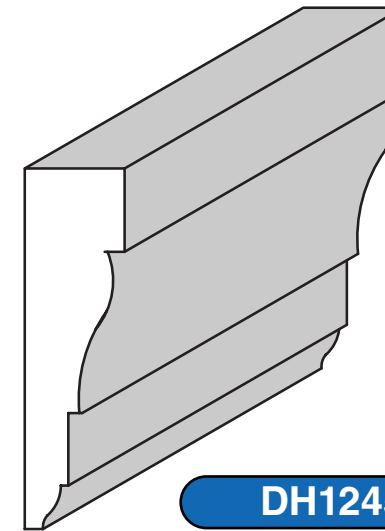
DH1240

11/16" x 2-3/8"
Alder, Poplar



DH1241

13/16" x 3-1/4"
Poplar



DH1245

5/8" x 2-1/4"
Alder, Poplar


Profile Not To Scale

BASE BOARDS

Purpose is to:

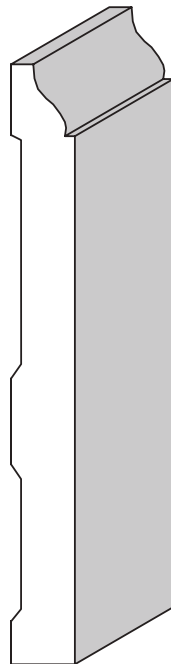
- Form a visual foundation for the room
- Protect the walls from damage by vacuum cleaner, toys, kicks and bumps, etc.

Often the size of the base boards are related to the size and height of the room. Base board should enhance the room and NOT look like pinstriping. After all, it is the foundation.



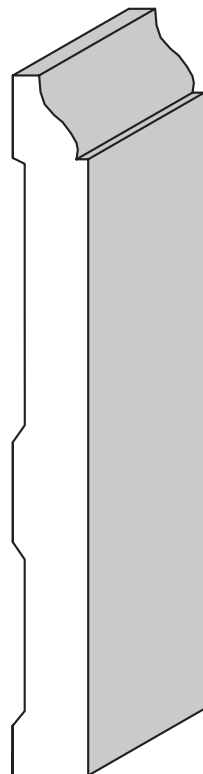
DH1304

9/16" x 3-1/4"
Alder, Poplar, Red Oak



DH1305

9/16" x 4-1/4"
Alder, Poplar



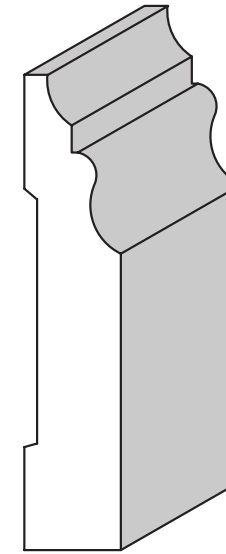
DH1306

9/16" x 5-1/4"
Alder, Poplar

Profile Not To Scale


NEED A RADIUS BASE?

Profiles are available in a flexible application.



DH1309

11/16" x 3-7/16"
Poplar

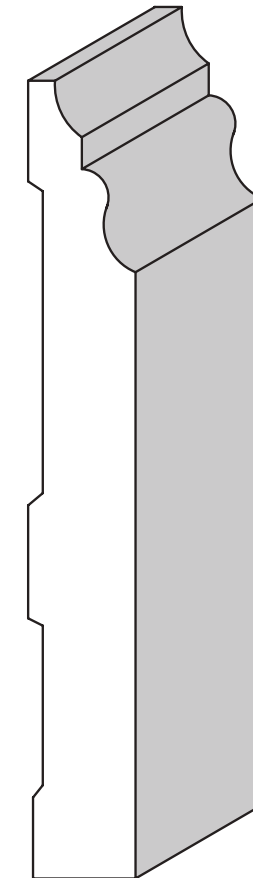


DH1318

Round Edge Base
5/8" x 4"
Alder, Poplar

DH1319

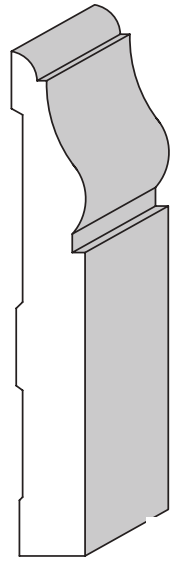
Round Edge Base
5/8" x 5 1/4"
Alder, Poplar



DH1306

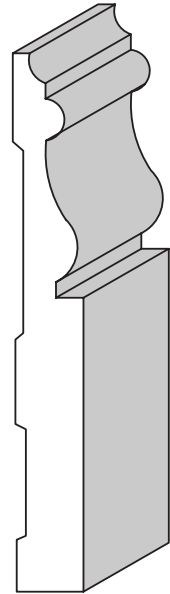
11/16" x 5-7/16"
Poplar

Profile Not To Scale




DH1312

11/16" x 5-7/16"
Poplar



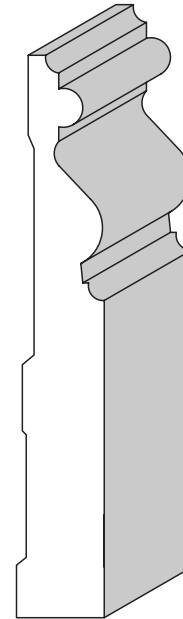
DH1313

11/16" x 5-7/16"
Poplar



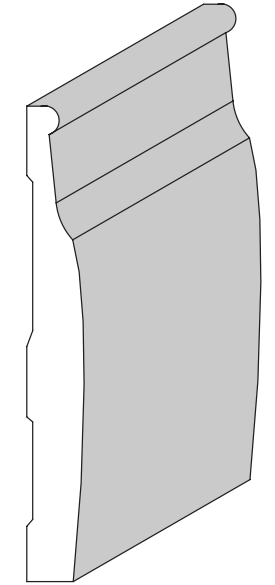
DH1314

3/4" x 6-1/2"
Poplar



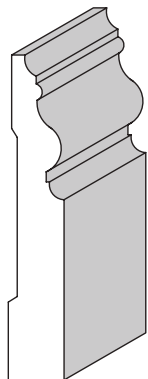
DH1337

11/16" x 5-1/2"
Alder, Poplar



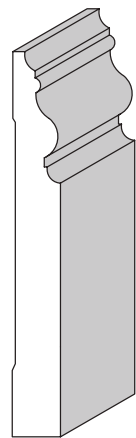
DH1339

3/4" x 5-1/4"
Poplar



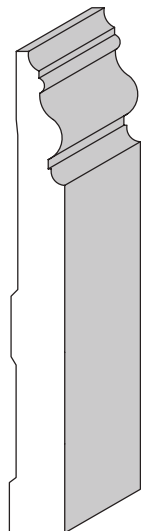
DH1334

9/16" x 3-7/16"
Alder, Poplar, Red Oak



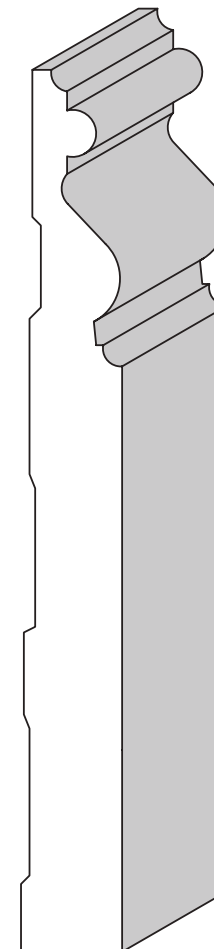
DH1335

9/16" x 4-7/16"
Alder, Poplar, Red Oak



DH1336

9/16" x 5-7/16"
Poplar, Red Oak



DH1338

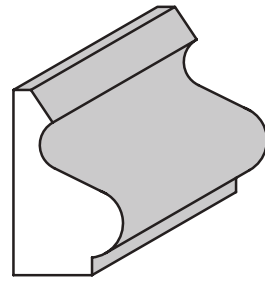
11/16" x 7-3/16"
Alder, Poplar

Profile Not To Scale

Profile Not To Scale

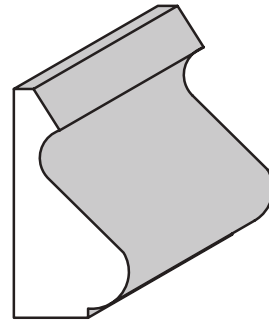
BASE CAPS

COVES AND CORNERS



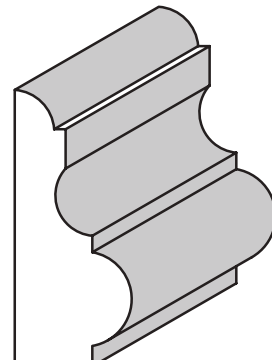
DH1350

11/16" x 1-1/8"
Poplar



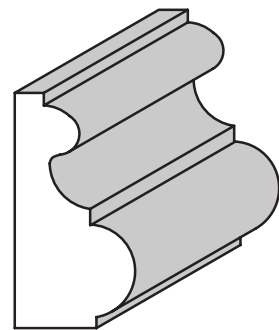
DH1351

11/16" x 1-3/8"
Poplar



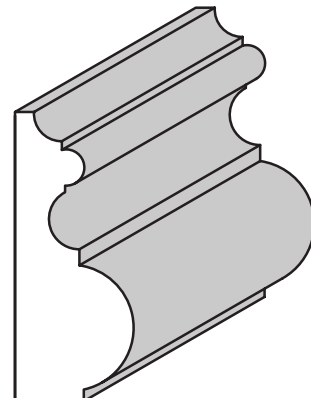
DH1354

3/4" x 1-11/16"
Alder, Cherry, Maple,
Poplar, Red Oak



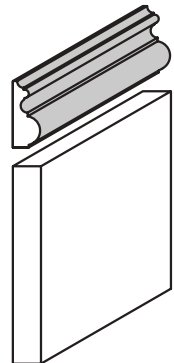
DH1353

11/16" x 1-3/8"
Alder, Poplar



DH1354

3/4" x 1-3/4"
Poplar

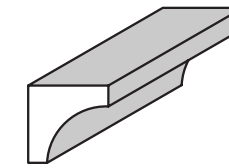


Base caps can be added to S-4-S lumber to create custom sizes.



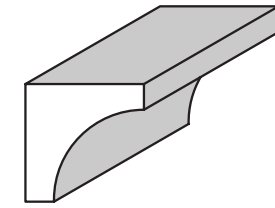
DJ1351 Base Cap

Profile Not To Scale



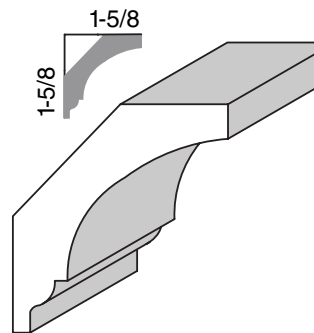
DH1400

1/2" x 1/2"
Paint Grade



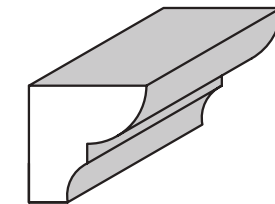
DH1401

3/4" x 3/4"
Alder, Paint Grade, Red Oak



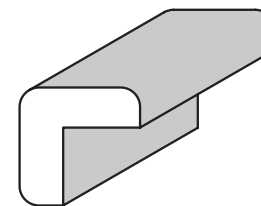
DH1404

3/4" x 2-7/16"
Poplar



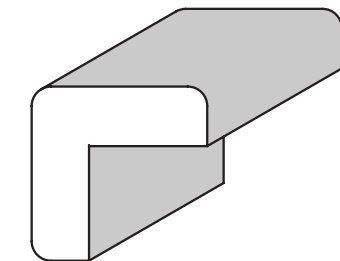
DH1405

3/4" x 3/4"
Alder, Poplar, Red Oak



DH1407

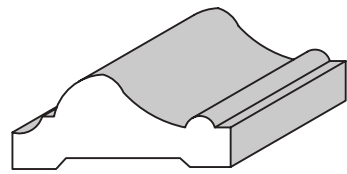
3/4" x 3/4"
Alder, Paint Grade, Red Oak



DH1408

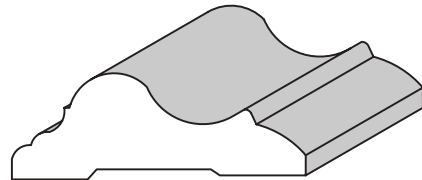
1-1/8" x 1-1/8"
Alder, Paint Grade

Profile Not To Scale



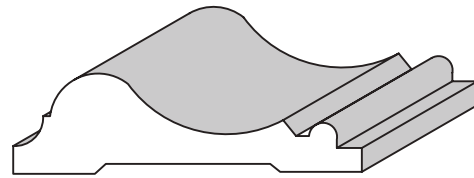
DH1500

3/4" x 1-5/8"
Poplar



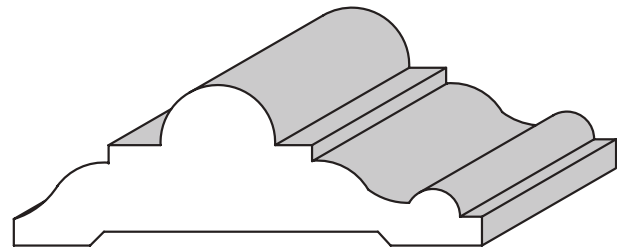
DH1501

3/4" x 2-1/8"
Poplar



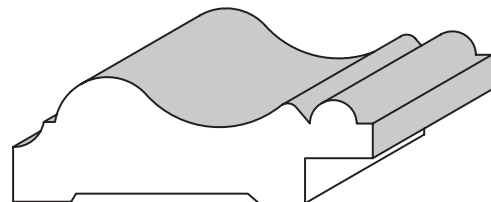
DH1503

3/4" x 2-5/8"
Alder, Poplar, Red Oak



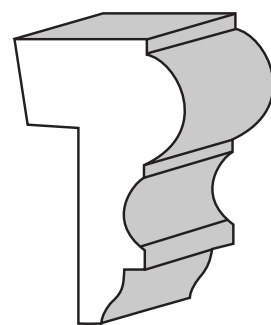
DH1505

1-1/16" x 3"
Alder, Poplar



DH1507

13/16" x 2-5/8"
Alder, Poplar, Red Oak



DH1508

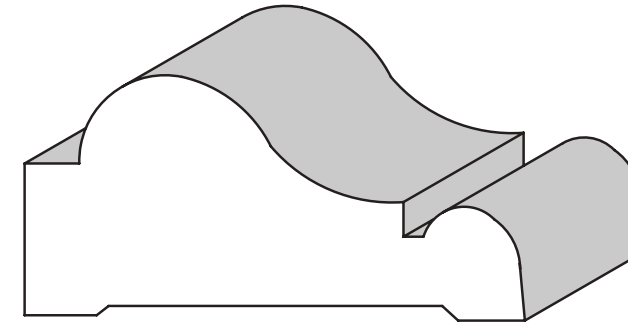
15/16" x 1-5/8"
Alder, Maple, Poplar

Make it Beautiful with Chair Rail

Chair Rail is a decorative trim attached to a wall approximately 3' from the floor.

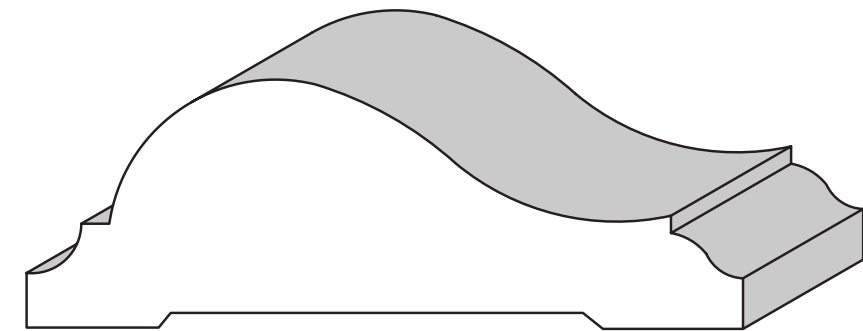
Its purpose is to protect the wall from tops of chairs hitting against the wall. Chair Rail is also used as a visual break and decorative accent to change the dynamics of a room.

Profile Not To Scale



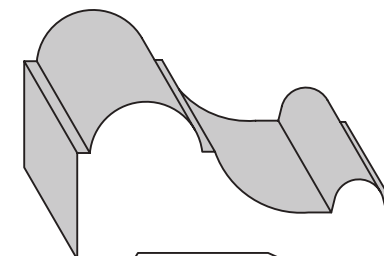
DH1510

1-5/8" x 3-1/2"
Poplar



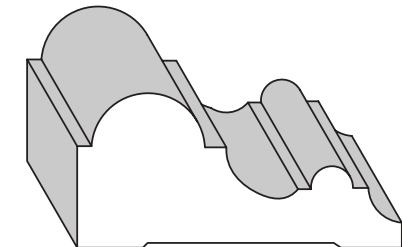
DH1511

1-11/16" x 4-7/8"
Poplar



DH1515

1-5/8" x 3-1/4"
Poplar



DH1525

1-5/8" x 3-1/2"
Alder, Poplar

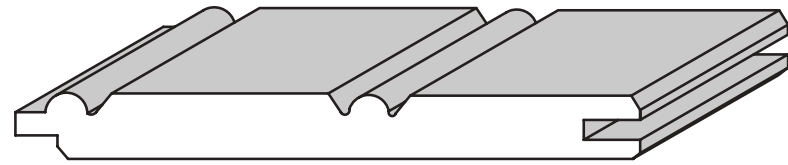
Profile Not To Scale

bo-lek'shun (in architecture)
The part of the moulding that projects beyond the surface. Commonly used as a transition piece usually on a tall or large wall.

CLASSIC WAINSCOTE

For Classic Wainscoting application Hardwoods offers solid wood or grooved plywood in paint or stain grade species.

Historically wainscote was used as insulation and is now used strictly as decorative.



DH1601

3/8" x 3-1/2" Reversible 3" on backside
Alder, Poplar, Red Oak
1 1/2" on center Bead




DH1601 with DH1606 Panel Moulding



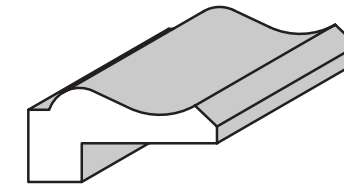
1/4" x 4' x 8' Beaded Panels

Alder, MDF, Red Oak



Profile Not To Scale

Panel Moulding use to create a raised "paneling appearance" with wainscote or full wall paneling.

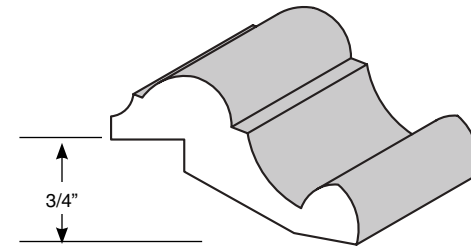


DH1602

9/16" x 1-1/8"
Alder, Cherry, Maple, Poplar

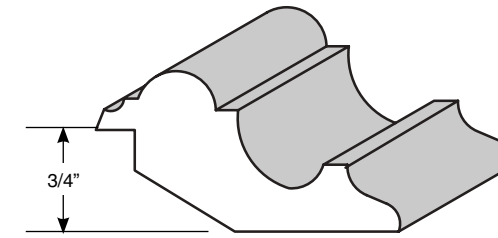


DH1603 Panel Moulding



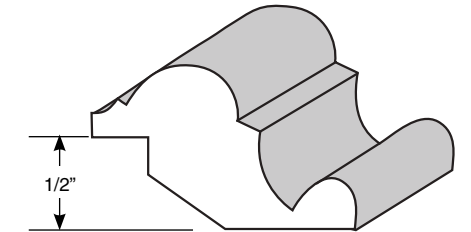
DH1603

3/4" x 2"
Alder, Cherry, Maple, Poplar, Red Oak, Walnut



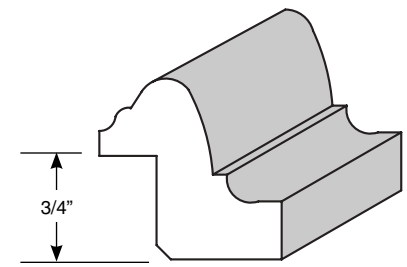
DH1604

3/4" x 2-7/16"
Poplar



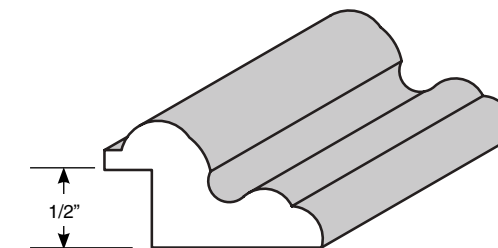
DH1605

3/4" x 1-5/8"
Alder, Cherry, Maple, Poplar, Red Oak



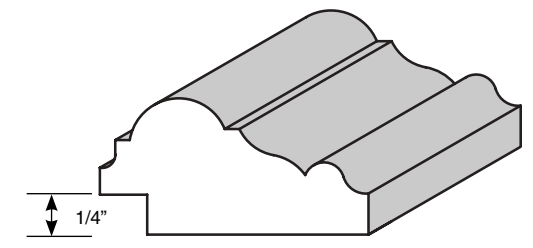
DH1606

1-1/4" x 1-1/4"
Alder, Poplar, Red Oak



DH1612


13/16" x 1-1/4"
Alder, Maple, Poplar, Red Oak



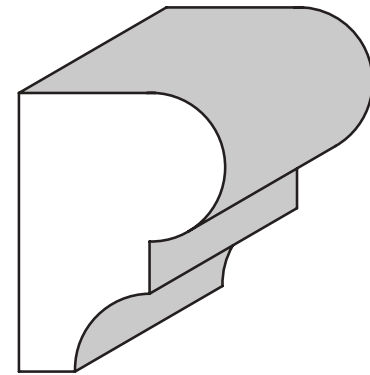
DH1613

3/4" x 1-1/2"
Alder, Poplar

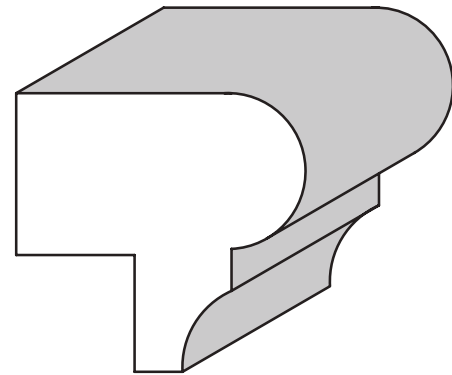
Profile Not To Scale



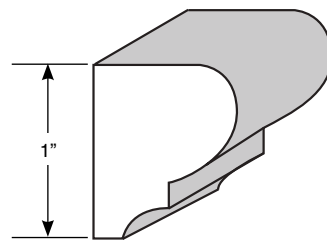
DH1608



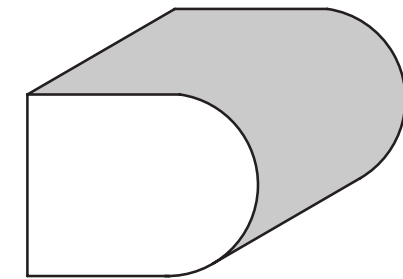
DH1608
1-1/4" x 1-3/4"
Alder, Poplar, Red Oak



DH1609
1-3/4" x 1-3/4"
Alder, Poplar, Red Oak

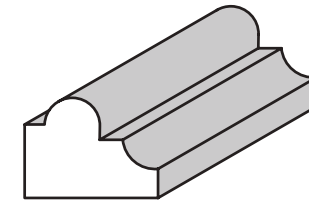


DH1615
7/8" x 1"
Alder, Poplar




DH1616
1-1/8" x 1-7/16"
Paint Grade

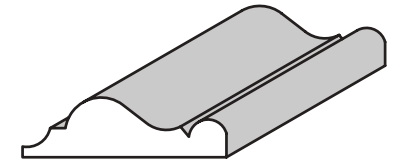
Profile Not To Scale



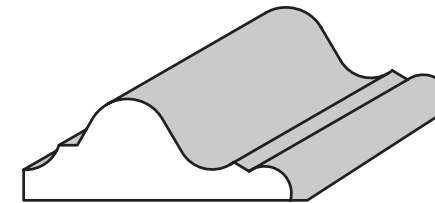
DH1700
9/16" x 3/4"
Alder, Cherry, Maple, Poplar,
Red Oak, Walnut



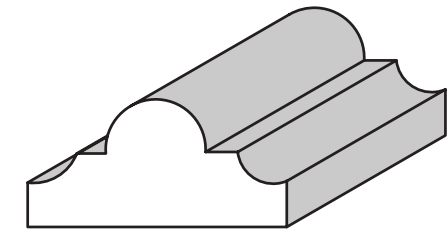
DH1701
3/8" x 7/8"
Alder, Poplar



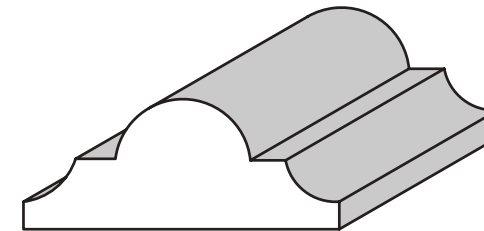
DH1702
5/16" x 1-1/8"
Alder, Poplar, Red Oak



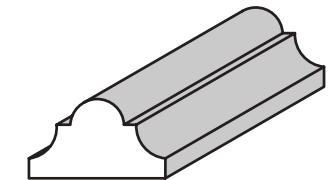
DH1703
9/16" x 1-1/2"
Alder, Poplar



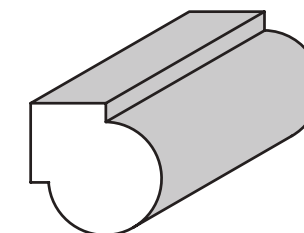
DH1704
11/16" x 1-1/2"
Alder, Cherry, Maple, Poplar,
Red Oak



DH1705
11/16" x 1-3/4"
Poplar



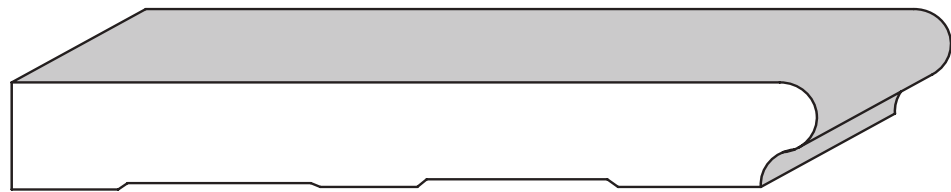
DH1706
7/16" x 3/4"
Alder, Cherry, Maple, Poplar,
Red Oak



DH1720
3/4" x 3/4"
Poplar

Profile Not To Scale

Stool



DH1800

11/16" x 5-7/16"
Alder, Poplar



DH1801

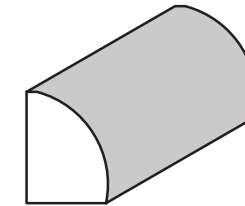
11/16" x 7-1/4"
Alder, Poplar



DH1805

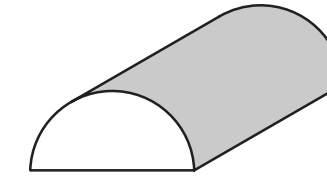
3/4" x 5-1/4"
Alder, Knotty Alder, Poplar
5" Face

Profile Not To Scale



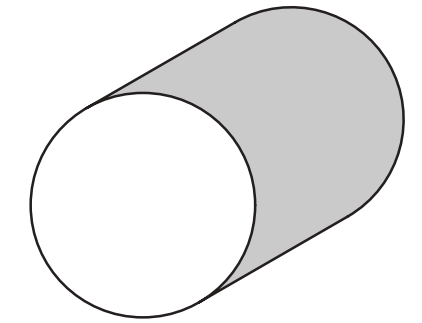
DH1900

Base Shoe
1/2" x 3/4"
Alder, Maple, Poplar, Red Oak



DH1905

Half Round
3/8" x 3/4"
Alder, Poplar



DH1908

Closet Pole
1-5/16"
FIR

DH1903

Quarter Round
1/2" x 1/2"
Poplar

DH1906

Half Round
1/2" x 1"
Poplar

DH1909

Full Round
1-1/2"
Red Oak

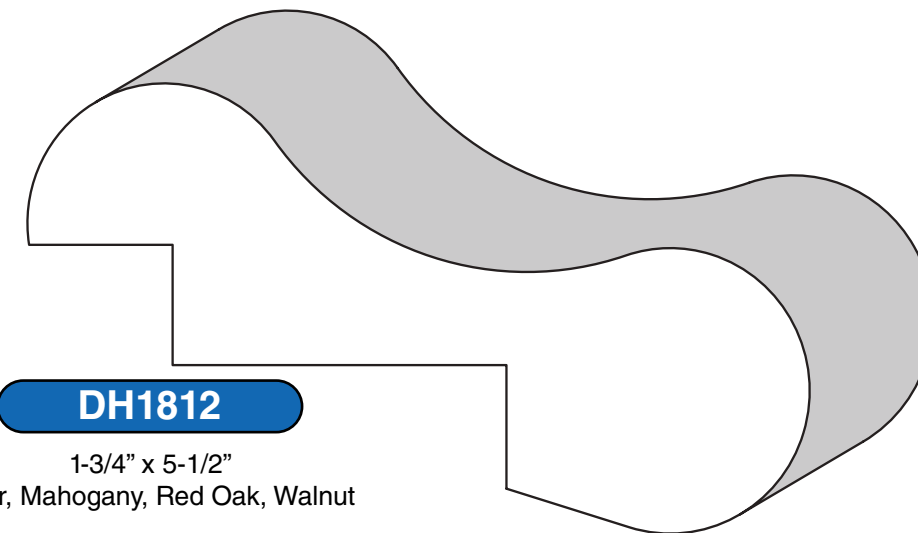
DH1904

Quarter Round
3/4" x 3/4"
Alder, Poplar, Red Oak

DH1907

Half Round
3/4" x 1-1/2"
Poplar

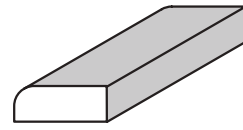
Bar Rail



DH1812

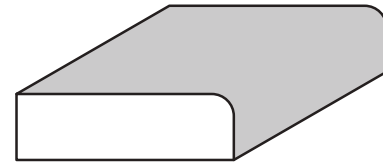
1-3/4" x 5-1/2"
Alder, Mahogany, Red Oak, Walnut

Profile Not To Scale



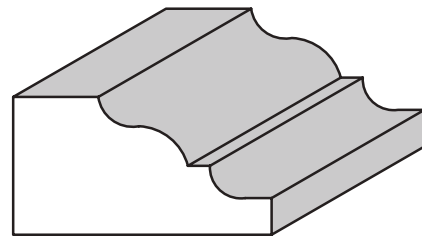
DH1910

Scribe
1/4" x 3/4"
Alder, Poplar, Red Oak



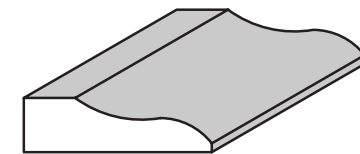
DH1911

Door Stop
3/8" x 1-1/4"
Poplar



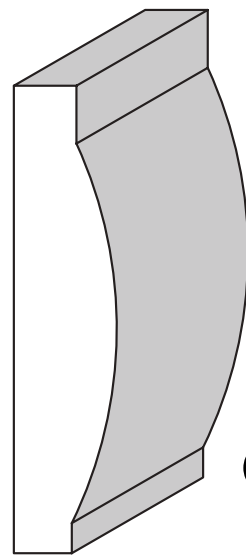
DH1913

Step Scribe
13/16" x 1-1/2"
Alder, Poplar, Red Oak



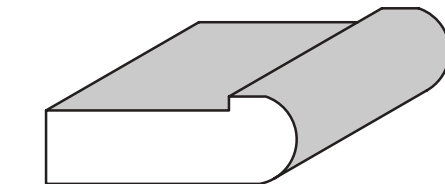
DH1914

Scribe
5/16" x 1-1/8"
Alder, Maple, Poplar, Red Oak



DH1922

11/16" x 3-1/8"
Poplar

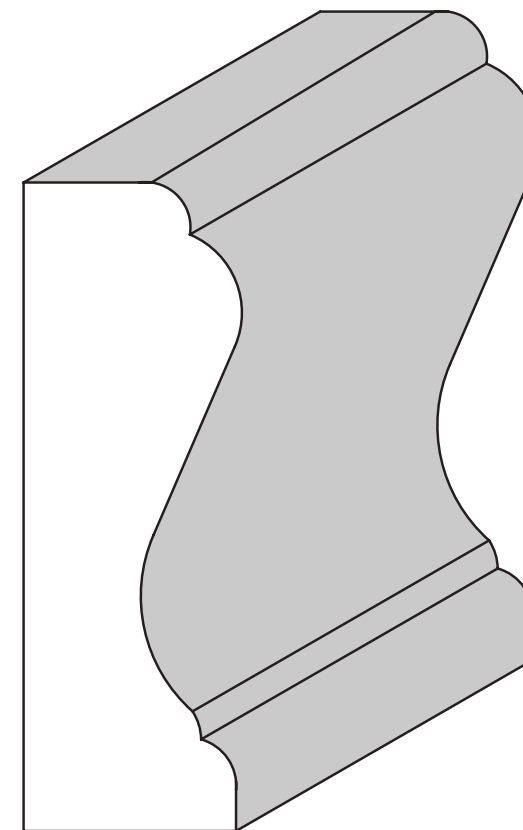


DH1923

1/2" x 1-7/16"
Poplar



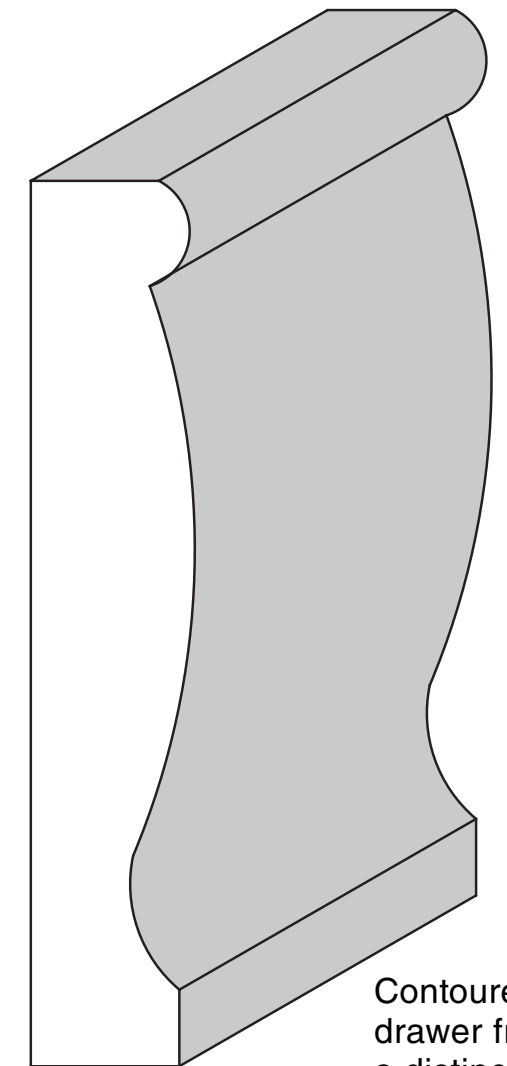
DH1926



DH1926

Pedestal Moulding
1-3/8" x 4-1/4"
Alder, Maple, Cherry
Red Oak, Poplar

This pedestal moulding will add a finishing touch to any cabinet, hutch or entertainment unit. This detail can be used as is or scalloped to achieve a completely different look.



DH1927

Drawer Front
1" x 5-3/4"
Alder, Maple, Poplar

Contoured drawer front adds a distinctive look to any cabinet.



DH1926 with scallop cut

Profile Not To Scale

Profile Not To Scale

CARVED WOOD MOULDINGS



DHM07

Acanthus Leaf Crown Moulding
3/4" x 5" x 8'
Alder, Cherry, Maple



DHM13

Acanthus Leaf Crown Moulding
3/4" x 6 3/4" x 8'
Alder, Cherry, Maple



DHM38

Bedford Crown Moulding
3/4" x 5" x 8'
Alder, Cherry, Maple



DHM43

Bedford Crown Moulding
3/4" x 6 3/4" x 8'
Alder, Cherry, Maple



DHM49

Medway Crown Moulding
3/4" x 3 1/4" x 8'
Alder, Cherry, Maple



DHM54

Medway Crown Moulding
3/4" x 5" x 8'
Alder, Cherry, Maple

DECORATIVE MOULDINGS



DHM841

Egg and Dart
3/4" x 1 1/4" x 8'
Beech, Lime



DHM843

Full Egg and Dart
1/2" x 1 1/4" x 8'
Maple, Oak, Beech



DHM844

Half Egg and Dart
9/16" x 7/8" x 8'
Oak, Maple, Alder
Beech, Cherry




DHM872

Half Egg and Dart
7/16" x 1/2" x 8'
Beech



DHM894

Egg and Dart
9/16" x 3/4" x 8'
R. Oak, Maple, Alder,
Beech, Cherry



DHM832

Bead and Star
3/8" x 13/16" x 8'
Ramin, Maple, Red Oak, Alder



DHM837

Greek Scallop
3/8" x 3/4" x 8'
Ramin

DECORATIVE MOULDINGS



DHM831

Offset Bead and Barrel
3/8" x 9/16" x 8'
Ramin



DHM833

Bead and Barrel
1/2" Diameter
Ramin



DHM854

Raised Center Bead
5/16" x 3/4" x 8'
Ramin



DHM897

Running Coin
3/16" x 3/4" x 8'
Ramin, Beech



DHM1005

Bead
1/2" diameter x 8'
Maple



Rope
Alder, Cherry, Maple, Poplar, Red Oak

DHR12

1/2" x 8'

DHR1

1" x 8'

DHR58

5/8" x 8'

DHR112

1-1/2" x 8'

DHR34

3/4" x 8'

DHR212

2-1/2" x 8'

DECORATIVE MOULDINGS



DHM808

Large Ribbed
1/4" x 2" x 8'
Beech



DHM811

Small Ribbed
1/4" x 1 1/2" x 8'
Beech



DHM812

Vercile Flute
1/4" x 1 1/4" x 8'
Beech, Maple, Oak



DHM909

Flat Reed
1/4" x 2" x 8'
Beech



DHM951

Reed and Ribbon
1" x 1 7/8" x 8'
Whitewood



DHM973

Lili and Ribbon
1" x 3 5/8" x 8'
Repeat 2FT., Whitewood

DECORATIVE MOULDINGS



DHM847

Lambs Tongue
3/4" x 1 1/4" x 8'
Beech



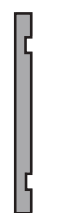
DHM850

Lambs Tongue
1/2" x 15/16" x 8'
Beech



DHM860

Lambs Tongue
5/16" x 5/8" x 8'
Maple, Alder, Beech



DHM864

Greek Key
1/4" x 1 1/4" x 8'
Beech



DHM888

Raised Square
1/4" x 11/16" x 8'
Ramin, Beech



DH4000

Dentil
5/8" x 1/2" with 1/4" gap with 1/2" teeth
Alder, Cherry, Maple, Poplar, Red Oak



DH4001

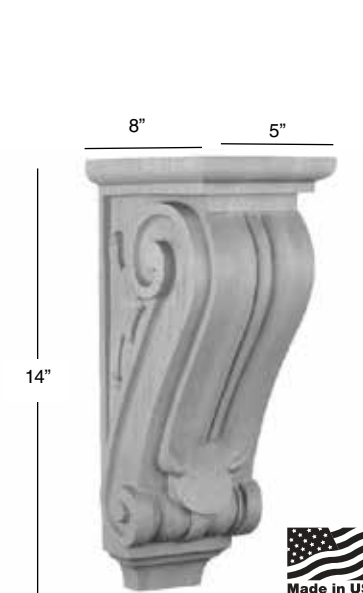
Dentil
7/8" x 5/8" with 3/4" gap with 1" teeth
Alder, Cherry, Maple, Poplar, Red Oak

CORBELS




DHC573

Small Classical Corbel
5" x 5" x 10"
Alder, Cherry, Mahogany,
Maple Pine, Poplar,
Red Oak, Walnut



DHC575

Medium Classical Corbel
5" x 8" x 14"
Alder, Cherry, Mahogany,
Maple Pine, Poplar,
Red Oak, Walnut

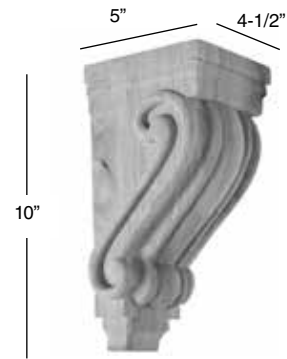


DHC577

Large Classical Corbel
7" x 8" x 22"
Alder, Cherry, Mahogany,
Maple Pine, Poplar,
Red Oak, Walnut

TRADITIONAL CORBELS

LOW PROFILE TRADITIONAL CORBELS



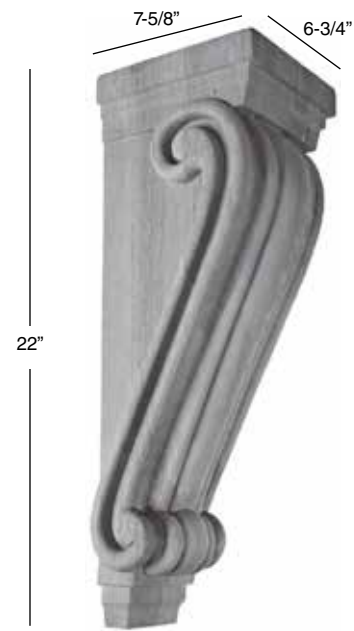
DHCC1

Small Traditional Corbel
4 1/2" x 5" x 10"
Cherry, Maple
Oak, Rubberwood




DHCC2

Medium Traditional Corbel
5" x 6 3/4" x 14"
Cherry, Maple
Oak, Rubberwood



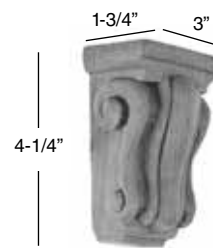
DHCC3

Large Traditional Corbel
6 3/4" x 7 5/8" x 22"
Cherry, Maple
Oak, Rubberwood



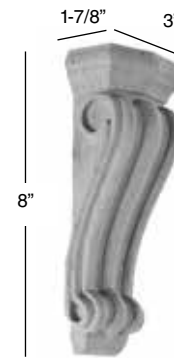
DHCCP

Petite Traditional Corbel
2 5/8" x 2 5/8" x 7"
Alder, Cherry, Maple
Rubberwood



DHCM1

Mini Traditional Corbel
3" x 1 3/4" x 4 1/4"
Cherry, Maple
Rubberwood



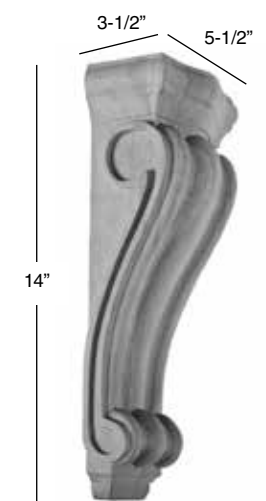
DHCN2

Small Low Profile
Traditional Corbel
3" x 1 7/8" x 8"
Alder, Cherry, Maple
Rubberwood



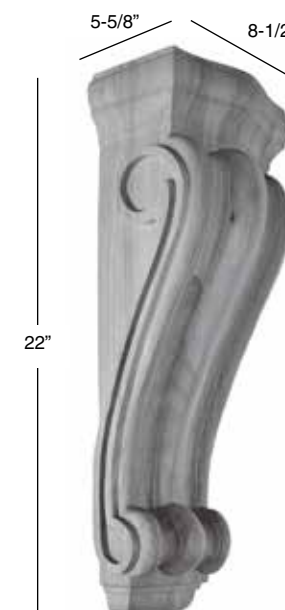
DHCN3

Medium Low Profile Traditional
Corbel
3 3/4" x 2 3/8" x 10"
Alder, Cherry, Maple
Rubberwood



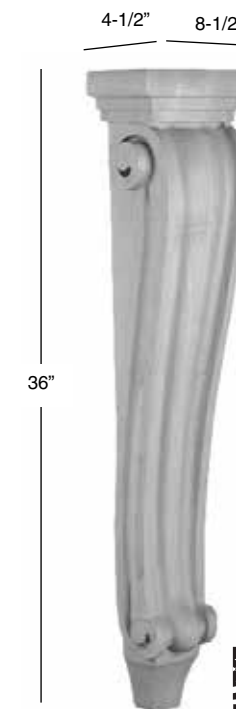
DHCN4

Large Low Profile Traditional Corbel
5 1/2" x 3 1/2" x 14"
Alder, Cherry, Maple
Rubberwood



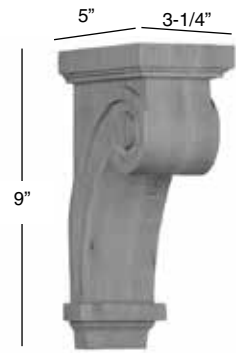
DHCN5

XLarge Low Profile Traditional Corbel
8 1/2" x 5 5/8" x 22"
Alder, Cherry, Maple
Rubberwood




DHC260

Jumbo Traditional Pilaster Corbel
8 1/2" x 4 1/2" x 36"
Alder, Cherry, Mahogany, Maple
Pine, Poplar, Red Oak, Walnut



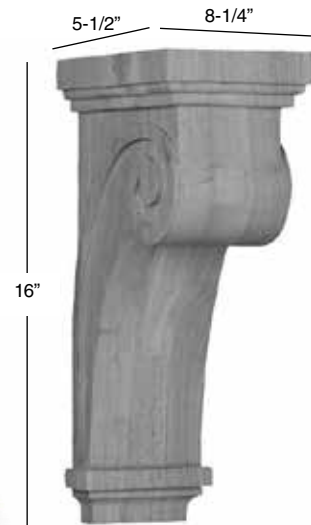
DHC231

Small Scroll Corbel
3 1/4" x 5" x 9"
Alder, Cherry, Maple
Red Oak, Rubberwood



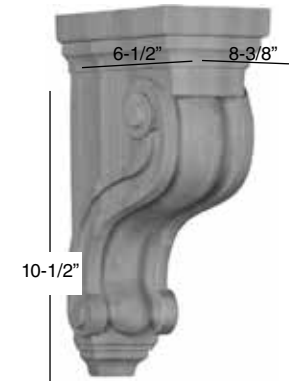
DHC245

Medium Scroll Corbel
4 1/2" x 5 5/8" x 12"
Alder, Cherry, Maple
Red Oak, Rubberwood



DHC251

Large Scroll Corbel
8 1/4" x 5 1/2" x 16"
Alder, Cherry, Maple
Red Oak, Rubberwood



DHC251

Traditional Bar Corbel
3 3/8" x 6 1/2" x 10 1/2"
Alder, Cherry, Maple
Oak, Rubberwood



DHC251

Traditional Bar Corbel
3 3/8" x 7 3/4" x 13"
Alder, Maple
Oak, Rubberwood



DHC251

Hollow Back Corbel
3 1/2" x 7 1/4" x 11"
Alder, Cherry, Maple
Red Oak, Rubberwood



DHC241

Recessed Groove Corbel
4" x 4" x 14"
Alder, Cherry, Maple
Red Oak, Rubberwood



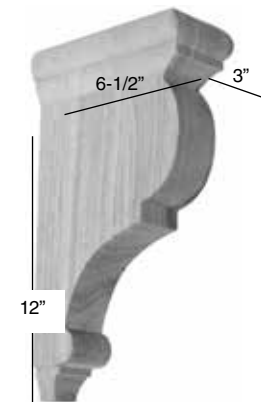
DHCTS

Smooth Block Corbel
3 3/8" x 8" x 11 3/4"
Alder, Cherry, Maple
Rubberwood



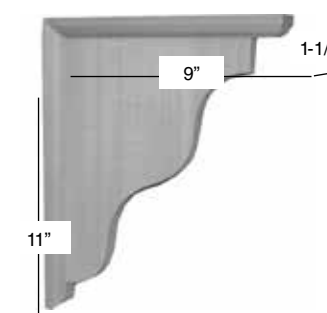
DHCTP

Scrolled Blocked Corbel
3 3/8" x 8" x 11 3/4"
Alder, Cherry, Maple
Rubberwood



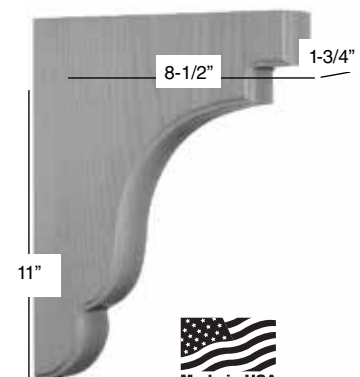
DHC251

Smooth Traditional Corbel
3" x 6 1/2" x 12"
Alder, Cherry, Maple
Oak, Rubberwood



DHC251

Hamilton Traditional Bracket
1 1/2" x 9" x 11"
Alder, Cherry, Maple,
Red Oak, Rubberwood



DHC251


Large Bedford Wood Bracket
1 3/4" x 8 1/2" x 11"
Alder, Cherry, Mahogany, Maple
Pine, Poplar, Red Oak, Walnut

BAR BRACKETS



DHCTF

Fleur-De-Lis Corbel
3 3/8" x 8" x 11 3/4"
Alder, Cherry, Oak
Rubberwood




DHCY

Pierced Scroll Corbel
3" x 9" x 14"
Alder, Cherry, Maple
Oak, Rubberwood



DHC22

Pierced Arch Corbel
3" x 9 3/8" x 14"
Alder, Cherry, Maple
Rubberwood



DHCS

Scrolled Acanthus Corbel
2 5/8" x 9" x 13 1/8"
Alder, Cherry, Maple
Rubberwood




DHCE

Acanthus Corbel
3 3/8" x 7 3/4" x 13"
Alder, Cherry, Maple
Oak, Rubberwood



DHCS

ACANTHUS CORBELS



DHCB2



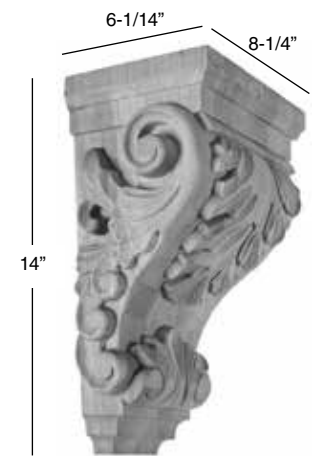
DHCB1

Small Acanthus Corbel
4 1/2" x 5" x 10"
Alder, Cherry, Maple
Oak, Rubberwood



DHCB2

Medium Acanthus Corbel
5" x 7" x 14"
Alder, Cherry, Maple
Oak, Rubberwood



DHCB4

Wide Acanthus Corbel
8 1/4" x 6 1/4" x 14"
Alder, Cherry, Maple
Rubberwood



DHCD

Medium Low Profile Acanthus Corbel
4 7/8" x 4 1/2" x 12"
Alder, Cherry, Maple
Oak, Rubberwood



DHCB3

Large Acanthus Corbel
6 3/4" x 7 3/4" x 22"
Alder, Cherry, Maple
Oak, Rubberwood




DHCK1

Petite Low Profile Corbel
2 3/4" x 1 3/8" x 6"
Alder, Cherry, Maple
Rubberwood



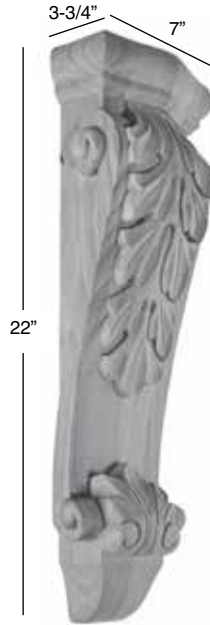
DHCK2

Small Low Profile Corbel
3 5/8" x 1 1/2" x 8"
Alder, Cherry, Maple
Rubberwood




DHCK3

Medium Low Profile Corbel
4 1/2" x 1 7/8" x 10"
Alder, Cherry, Maple
Rubberwood



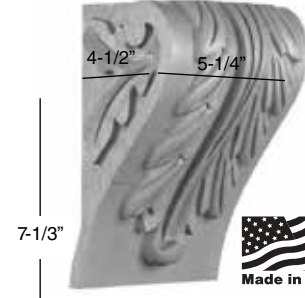
DHCK4

XLarge Low Profile Corbel
7" x 3 3/4" x 22"
Alder, Cherry, Maple
Rubberwood




DHCK3

Small Acanthus Leaf Corbel
3 1/4" x 2 3/4" x 5"
Alder, Cherry, Mahogany, Maple
Pine, Poplar, Red Oak, Walnut




DHCK3

Medium Acanthus Leaf Corbel
5 1/4" x 4 1/2" x 7 1/3"
Alder, Cherry, Mahogany, Maple
Pine, Poplar, Red Oak, Walnut



DHCK3

Large Acanthus Leaf Corbel
8 1/2" x 6" x 10 1/4"
Alder, Cherry, Mahogany, Maple
Pine, Poplar, Red Oak, Walnut



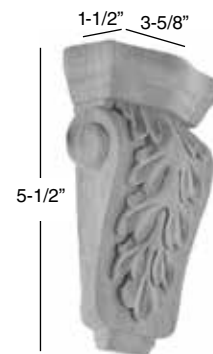
DHCK5

XXL Low Profile Corbel
8 1/2" x 4 3/4" x 35"
Alder, Cherry, Maple
Rubberwood



DHCK6

Large Low Profile Corbel
5" x 3 1/2" x 14"
Alder, Maple, Cherry
Rubberwood



DHCP2

Petite Low Profile Corbel
3 5/8" x 1 1/2" x 5 1/2"
Cherry, Maple
Rubberwood



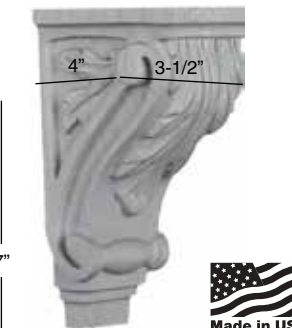
DHCMJ

Mini Acanthus Corbel
3" x 1 3/4" x 4 1/4"
Cherry, Maple
Rubberwood



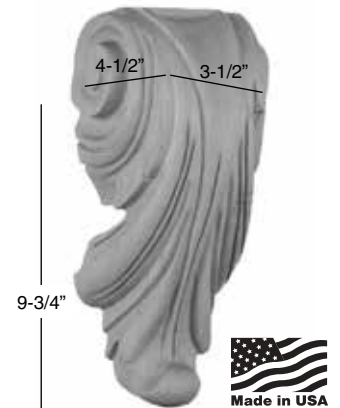
DHCK3

Petite Acanthus Corbel
2 1/2" x 2 5/8" x 7"
Cherry, Maple, Oak, Rubberwood




DHCK3

Acanthus Corbel
3 1/2" x 4" x 7"
Alder, Cherry, Mahogany, Maple
Pine, Poplar, Red Oak, Walnut



DHCK3

Medium Wave Corbel
3 1/2" x 4 1/2" x 9 3/4"
Alder, Cherry, Mahogany, Maple
Pine, Poplar, Red Oak, Walnut



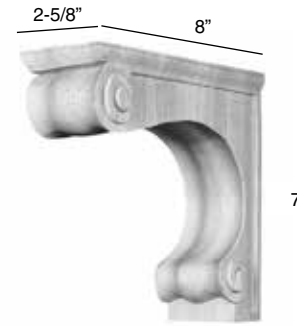
DHC255

Arts and Crafts Corbel
6" x 4 3/4" x 14"
Alder, Cherry, Maple
Red Oak, Rubberwood



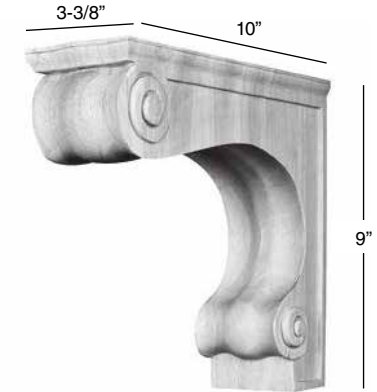
DHC259

Arts and Crafts Corbel
6 1/2" x 6 1/2" x 14"
Alder, Cherry, Maple
Red Oak, Rubberwood



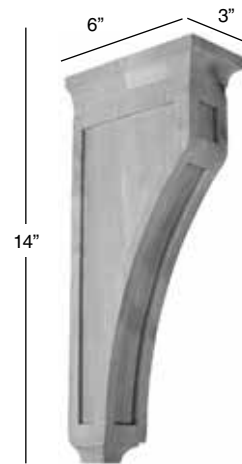
DHC91

Small Range Hood Corbel
2 5/8" x 8" x 7"
Maple, Rubberwood




DHC92

Medium Range Hood Corbel
3 3/8" x 10" x 9"
Maple, Rubberwood



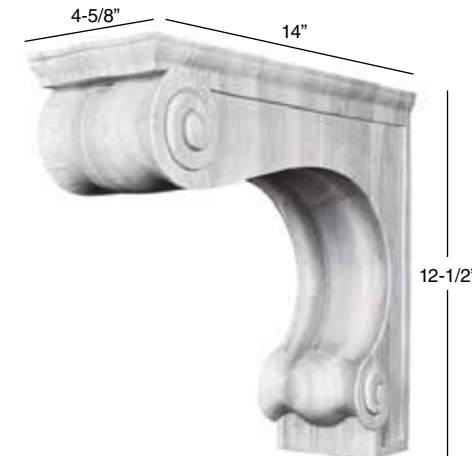
DHCH

Mission Style Corbel
3" x 6" x 14"
Alder, Cherry, Maple
Oak, Rubberwood



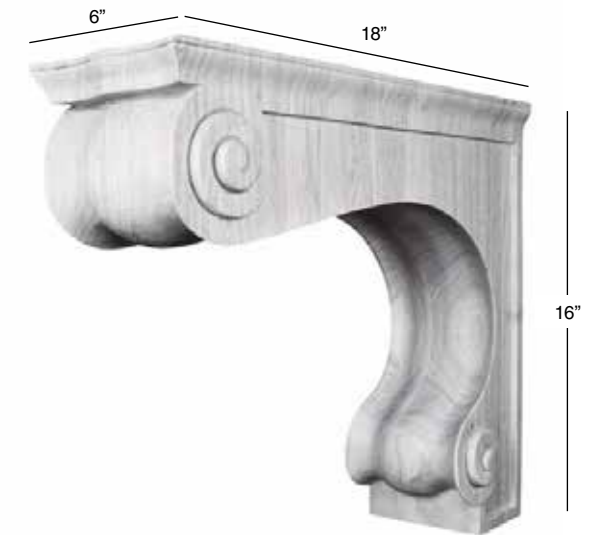
DHCZ1

Smooth Block Transitional
Corbel
3" x 10" x 14"
Rubberwood



DHC93

Large Range Hood Corbel
4 5/8" x 14" x 12 1/2"
Maple, Rubberwood



DHC94

XL Range Hood Corbel
6" x 18" x 16"
Maple, Rubberwood

GRAPE CORBELS



DHC93

Devon Grapes and Vines Corbel
4 1/4" x 8" x 13 1/4"
Alder, Cherry, Maple
Lindenwood



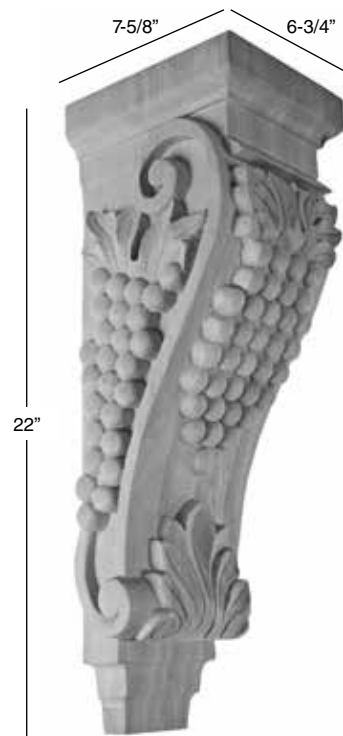
DHC93

Small Grape Corbel
4 1/2" x 5" x 10"
Alder, Cherry, Maple,
Rubberwood



DHC93

Medium Grape Corbel
5" x 7" x 14"
Alder, Cherry, Maple,
Rubberwood



DHC93

Large Grape Corbel
6 3/4" x 7 5/8" x 22"
Alder, Maple,
Rubberwood



APPLIQUES



Farmingdale Applique

DHA383

5/8" x 3 1/4" x 12 1/4"
Alder, Cherry, Maple
Lindenwood

DHA399

3/4" x 5 1/8" x 24 1/8"
Alder, Cherry, Maple
Lindenwood

DHA409

1" x 6 1/4" x 36 1/2"
Alder, Cherry, Maple
Lindenwood



Acanthus Applique

DHA220

3/4" x 4 1/4" x 20"
Alder, Cherry, Maple
Oak, Rubberwood

DHA224

3/4" x 5" x 24"
Alder, Cherry, Maple
Oak, Rubberwood

DHA236

1" x 7 1/2" x 36"
Alder, Cherry, Maple,
Rubberwood



Green Leaf Center with Scrolls

DHA387

1/4" x 3 1/4" x 12 1/4"
Alder, Cherry, Maple
Lindenwood

DHA401

3/4" x 5 1/8" x 24 1/4"
Alder, Cherry, Maple
Lindenwood

DHA411

1" x 6 1/4" x 36 1/2"
Alder, Cherry, Maple
Lindenwood



Bradford Flower Basket Center with Scrolls

DHA381

5/8" x 3 1/4" x 12"
Alder, Cherry, Maple
Lindenwood

DHA405

3/4" x 5 1/8" x 25"
Alder, Cherry, Maple
Lindenwood

DHA407

1" x 6 1/4" x 36 1/2"
Alder, Cherry, Maple
Lindenwood



Green Leaf Center with Scrolls

DHA635

1 1/2" x 5" x 14 1/2"
Alder, Cherry, Maple
Mahogany, Pine, Poplar
Red Oak, Walnut

DHA637

1 3/4" x 7" x 20 1/2"
Alder, Cherry, Maple
Mahogany, Pine, Poplar
Red Oak, Walnut

DHA641

1 3/4" x 11 3/4" x 47 3/4"
Alder, Cherry, Maple
Mahogany, Pine, Poplar
Red Oak, Walnut



DHA720

Grape Applique
3/4" x 5 5/8" x 20"
Cherry, Maple,
Rubberwood



DH0321

Square Cut Acanthus
1/2" x 3 1/2" x 3 1/2"
Whitewood



DH0322

Louis Leaf
3/4" x 3 1/8" x 4 1/4"
Whitewood



DH0330

Oval Burst Onlay
3/8" x 5 3/4" x 3 1/4"
Whitewood



DH0404

Cameo Onlay
1" x 4 3/4" x 6"
Whitewood



DH0594

Medium Acanthus Rosette
3 1/2" dia. x 1 3/8"
Maple




DH0586

Medium Classic Button
2 1/4" x 2 1/4" x 3/8"

DH0588

Small Classic Button
1 1/4" x 1 1/4" x 3/8"



Swaying Scrolls

DHA407

1/2" x 4 1/2" x 4 1/2"

DHA407

1/2" x 5 1/2" x 5 1/2"

DHA407

1 3/8" x 7" x 7"
Alder, Cherry, Maple
Lindenwood



DH0307

Fan Leaf Center
1/2" x 4 1/2" x 4 1/2"

DH0325

1/2" x 5 1/2" x 5 1/2"

DH0337

1 3/8" x 7" x 7"
Alder, Cherry, Maple
Lindenwood



DH0867

Star Rosette
1/2" x 2 3/4" x 2 3/4"

DH0882

3/4" x 5" x 5"

DH0892

1 1/8" x 7" x 7"
Alder, Cherry, Maple
Rubberwood



DH0309

Monique Corner
1/2" x 4 1/2" x 4 1/2"

DH0341

3/4" x 8" x 8"

DH0357

1" x 10" x 10"
Alder, Cherry, Maple
Lindenwood



DH01321

Dover Drop
3/4" x 4 1/4" x 7 1/4"

DH0327

1" x 5 1/8" x 9"
Alder, Cherry, Maple
Lindenwood



DH0313

Hillsborough Center
3/4" x 2 1/4" x 3 7/8"

DH0435

1" x 3" x 4 3/4"

DH0437

1 1/8" x 3 5/8" x 6"
Alder, Cherry, Maple
Lindenwood



DH0767

Kent Rosette
1/2" x 2 3/4" x 2 3/4"

DH0772

5/8" x 3 1/2" x 3 1/2"

DH0777

1" x 5" x 5"
Alder, Cherry, Maple
Rubberwood



DH0323

Oxford Center
5/8" x 2" x 5"

DH0339

1" x 3 1/2" x 8"
Alder, Cherry, Maple
Lindenwood



DH0782

Ashford Oval Rosette
1/2" x 2 3/4" x 4"

DH0787

5/8" x 3 1/2" x 5"

DH0797

1" x 5" x 7 1/4"
Alder, Cherry, Maple
Rubberwood



DH0842

Acanthus Rosette
1/2" x 2 3/4" x 2 3/4"

DH0847

5/8" x 3 1/2" x 3 1/2"

DH0852

3/4" x 4 1/4" x 4 1/4"

DH0857

3/4" x 5" x 5"
Alder, Cherry, Maple
Rubberwood



DH0707

Raymond Rosette
1/4" x 2 3/4" x 2 3/4"

DH0712

1/2" x 3 1/2" x 3 1/2"
Alder, Cherry, Maple
Rubberwood

CAPITALS

POSTS



DHCAP2

Acanthus Capital
4 3/4" x 1 1/4" x 4 3/4"
3 1/8" Bottom
Alder, Cherry, Maple
Oak, Rubberwood



DHCAP3

Acanthus Capital
6" x 1 1/2" x 6"
4 1/4" Bottom
Alder, Cherry, Maple
Oak, Rubberwood



DHCAP4

Acanthus Capital
8" x 1 3/4" x 8"
5 1/2" Bottom
Alder, Cherry, Maple
Rubberwood



DHCAP6

Reed Column Capital
4 3/8" x 2 1/8" x 5 7/8"
2 1/2" Bottom
Cherry, Maple, Oak
Rubberwood



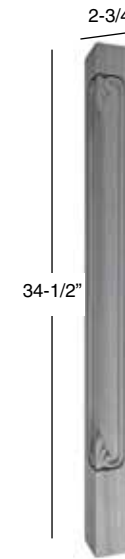
DHCAP199

Large Chesterfield Capital
11" x 3 7/8" x 8 7/8"
6 1/2" Bottom
Alder, Cherry, Maple
Lindenwood




DHPFC1

Acanthus Capital
8 7/8" x 7"
5" Bottom
Alder, Cherry, Maple, Oak
Rubberwood



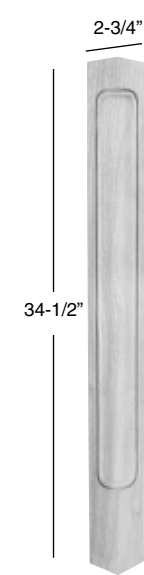
DHPC1

Acanthus Corner Post
2 3/4" x 2 3/4" x 34 1/2"
/42/84/96
Alder, Cherry, Maple,
Rubberwood



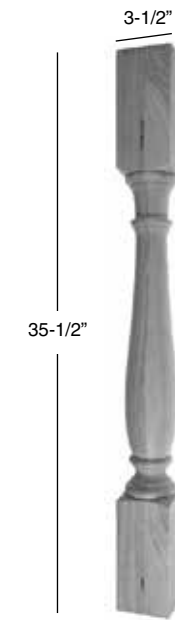
DHPC2

Grape Corner Post
2 3/4" x 2 3/4" x 34 1/2"
/42/84/96
Alder, Cherry, Maple,
Rubberwood




DHPC3

Traditional Corner Post
2 3/4" x 2 3/4" x 34 1/2"
/42/84/96
Alder, Cherry, Maple
Rubberwood




DHP1

Colonial Post
3 1/2" x 3 1/2" x 35 1/2"
Alder, Cherry, Maple, Oak
Rubberwood



DHP2

Reeded Post
3 1/2" x 3 1/2" x 35 1/2"
Alder, Cherry, Maple, Oak
Rubberwood




DHP3

Rope Post
3 1/2" x 3 1/2" x 35 1/2"
Alder, Cherry, Maple, Oak
Rubberwood



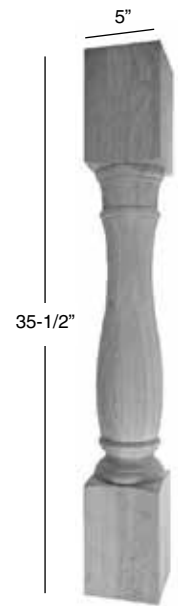
DHP4

French Reed Tapered
3 3/4" x 3 3/4" x 35 1/2"
Alder, Maple
Rubberwood



DHP6

Tapered Colonial Post
3 3/4" x 3 3/4" x 35 1/2"
Alder, Cherry, Maple, Oak
Rubberwood



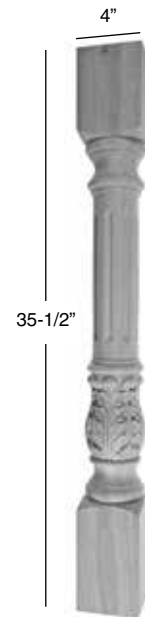
DHP1-5

Large Colonial Post
5" x 5" x 35 1/2"
Alder, Cherry, Maple
Rubberwood



DHP14

Rounded Doric Post
4 1/2" x 4 1/2" x 35 1/2"
Alder, Maple
Rubberwood




DHP23

Acanthus Fluted Post
4" x 4" x 35 1/2"
Alder, Cherry, Maple, Rubberwood




DHMLB

Baroque Leg
8" x 8" x 36"
Alder, Cherry, Maple
Rubberwood



DHMLQ

Baroque Leg
8" x 8" x 36"
Alder, Cherry, Maple
Rubberwood




DHB161

Chesterfield Base Plinth
 9 1/4" x 3 1/4" x 9"
 Alder, Cherry, Maple
 Lindenwood


DHPB1

Transition Block
 5" x 5" x 7"
 Alder, Cherry, Maple, Oak
 Rubberwood



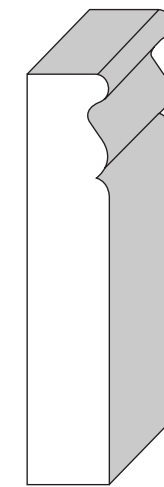
DHP241

French Floral
 9 1/4" x 7" x 43 1/4"
 Whitewood




DHMLF

Acanthus Fluted Mantel Leg
 5" x 35"
 Alder, Cherry, Maple
 Rubberwood



DH235

Plinth Block
 1 1/8" x 8"
 Alder, Maple, Poplar,
 Red Oak



Corner Blocks

Corner Blocks
DH162 7/8" x 2 3/4"
DH163 7/8" x 3 3/4"
DH164 7/8" x 4 3/4"
DH165 7/8" x 5 3/4"
 Alder, Cherry, Maple, PG , Oak



Profile Not To Scale

CABINET FEET

CABINET FEET



DHF3

Bunn Foot
5" x 3"
Maple, Oak
Rubberwood



DHF4

Turned Foot
4" x 4"
Cherry, Maple, Oak
Rubberwood



DHF6

Tall Turned Foot
4" x 6"
Cherry, Maple, Oak
Rubberwood



Classic Pedestal Foot and Middle



DH45

Reed Turned Bunn Foot
4 1/2" x 4 1/2"
Maple
Rubberwood



DHCG

Georgian Square Corner Foot
8 1/4" x 8 1/4" x 4 1/8"
Alder, Cherry, Maple, Oak
Rubberwood



DHFCS

Square Corner Foot
4" x 6 3/4" x 6 3/4"
Cherry, Maple, Oak
Rubberwood



DHF50

Carved Leg
3 1/2" x 3 1/2" x 5"
Alder, Cherry, Maple
Oak, Rubberwood



DHF60

Ball and Claw Leg
4 1/2" x 4 1/2" x 6"
Alder, Cherry, Maple
Oak, Rubberwood



DHFGM

Georgian Middle
1" x 2 1/2" x 16"
Cherry, Maple, Oak
Rubberwood



DHFGLR

Georgian Pedestal
8 1/2" x 1 1/2" x 4 1/8"
Sold as pair
Cherry, Maple
Rubberwood




DHFCM

Classic Pedestal Middle
1 1/16" x 1 3/4" x 11 3/8"
Cherry, Maple, Oak
Rubberwood



DHFCR

Rounded Corner Foot
4" x 6 3/4" x 6 3/4"
Cherry, Maple, Oak
Rubberwood



DHFCLR

DHFCR



DHFCLR

Classic Pedestal Foot
7/8" x 6" x 4"
Sold as pair
Cherry, Maple, Oak
Rubberwood



170° Euro Hinge

Heavy Duty
w/dowels



110° Euro Hinge

w/dowels



125° Euro Hinge

Cam adjust
screw-on



Drawer Guides

Drawer Self Closing Guides
White Epoxy
14", 16", 18", 20", 22"



Base Plates

0 mm = 3/4" overlay
3 mm = 5/8" overlay
6 mm = 1/2" overlay



Full Extension Slides

100lb
12", 14", 16", 18", 20", 22", 24", 26", 28"



Undermount

Soft Close Guides
15", 18", 21"



Titebond Glue

Original - Original Wood Glue. Stronger than the wood itself.
Melamine - Water clean up. Dries clear.
Titebond II - Water resistance. (Exterior woodworking projects.)
Titebond III - Water proof. (Longer open assembly time.)
Titebond Polyurethane - Superior wood to wood performance but can also be used on metals, ceramics, most plastics, HPL, Corian, Stone and other porous/non-porous materials
Instant Bond - Thin = 5 sec. Medium = 8 sec. Thick=10 sec.
Moulding and Trim - Thickest, fast drying, no-run Wood Glue




Lazy Susan Kit

Kidney Shaped
Plastic - Stocked Item
Wood - Special Order
Wire - Special Order
28" and 32"


Hardwoods:

Hardwoods come from deciduous or broad-leafed trees. They are generally slow growing which tends to make them harder and more expensive. Hardwoods Include: Alder, Ash, Beech, Cherry, Lindenwood, Maple, Ramin, Poplar, Mahogany, Red Oak, Rubberwood and Walnut.



Softwoods:


Softwoods come from coniferous trees which have needles instead of leaves. Softwoods grow faster than hardwoods and generally less expensive. Softwoods are much easier to work with and are generally used as building materials. Softwoods Include: Pine, Cedar and Redwood.



Manufactured Boards:

Manufactured boards are timber sheets which are produced by gluing wood layers or wood fibers together. Manufactured boards are often made with waste wood materials. Manufactured boards have been developed mainly for industrial production as they can be made in very large sheets of consistent quality. Boards are available in many thicknesses.

Manufactured Boards Include: MDF, Plywood, Chipboard, Blockboard and Hardboard.

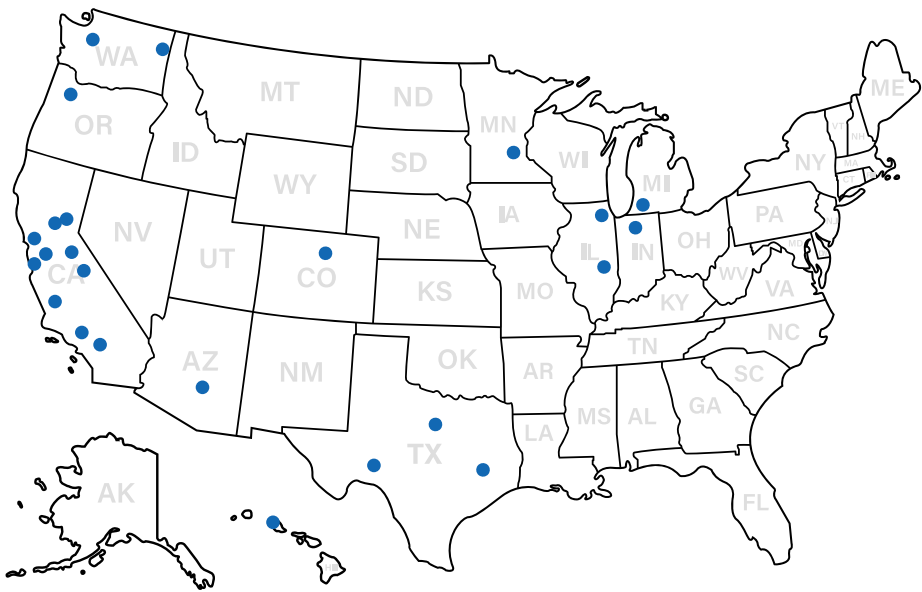




Hardwoods Perris Distribution Center

CALIFORNIA BRANCHES

- Bakersfield, CA
661-324-1707
- Chatsworth, CA
818-885-1511
- Fresno, CA
559-330-1771
- Modesto, CA
209-579-2872
- Sacramento, CA /
Northern Nevada
916-638-7800
- Phoenix, AZ
602-278-5000
- San Jose, CA
408-275-1990
- San Luis Obispo, CA
805-786-4245
- Santa Cruz, CA
831-462-1525
- San Francisco, CA /
Bay Area
925-455-5858



SEARCH



hardwoods-inc.com



888.826.5528

BE INSPIRED



designonesource.com



info@hardwoods-inc.com

CORPORATE



hdidist.com