

**INSPIRATION**  
*at your door<sup>®</sup>*

**Simpson<sup>®</sup>**  
Door Company

[SIMPSONDOOR.COM](http://SIMPSONDOOR.COM)

# *welcome*

There's a reason why a welcome mat is placed at the foot of a door. A door is the warm greeting as you enter the home. Conversely it is the welcoming promise of the world beyond as you leave those walls behind. The closing of a door can bring comfort and security. The opening leads to possibilities and wonder. As the first and last impression, a door is not only representative of your creativity and style, but it's something that helps transport you to and from life's events. Choose the right door and welcome beauty, elegance, character, and of course, unparalleled quality to your life.

**Simpson**<sup>®</sup>  
Door Company

**INSPIRATION**  
AT YOUR DOOR






















<b>HOW TO ORDER</b>	<b>6</b>
<b>SIMPSONDOOR.COM</b>	<b>8</b>
<b>OPTIONS ARE OUR SPECIALTY</b>	<b>10</b>
<b>CONCEPT® CUSTOM GALLERY</b>	<b>12</b>
<b>EXTERIOR DOORS</b>	<b>16</b>
Nantucket Collection™	18
Mastermark® Collection	24
Artist Collection®	28
Craftsman Collection	30
Bungalow Series®	34
Builder's Advantage Series®	36
Selects Series	38
Contemporary Exterior Doors	40
Traditional Exterior Doors	50
Exterior French & Sash Doors	54
<b>INTERIOR DOORS</b>	<b>68</b>
Interior Panel, Barn & Bifold Doors	70
Interior French Doors	78
Redi-Prime® Doors	86
MDF Interior Doors	90
Infinity	91
Bravo	92
Ovation	94
Encore®	96
<b>CARE &amp; FINISHING GUIDE</b>	<b>98</b>
Warranties	99
Door Index	100





# HOW TO ORDER

## Six Steps to Your Perfect Simpson Door

Life is about choices. Sometimes you have an exact idea of the type of door you're looking for, while other times you know what door is right "when you see it." Simpson has many options to make finding the right door simple and carefree.

Since you can get a Simpson door in any wood, any glass or any style, the possibilities are endless. That's why we've broken down the process into six easy steps. In doing so, we can help keep your decision making focused and your possibilities infinite. Just imagine what you can create.

[simpsondoor.com/howtoorder](https://simpsondoor.com/howtoorder)





**1 CHOOSE A DESIGN**

Here's where it all begins. Complement your home with popular styles like Arts & Crafts, Colonial or Contemporary; or browse our extensive collections like Nantucket®, Mastermark® or Artist.

**2 CHOOSE YOUR SIZE**

Our doors come in all shapes and sizes. No matter what you have in mind, Simpson can make your wood door come to life. Select your size up to 12 feet tall, 6 feet wide and 2-1/4" thick.

**3 CHOOSE A WOOD TYPE**

Simpson offers a broad range of wood species, each with its own distinctive character. Choose from traditional to exotic, each meeting our strict grading standards.

**4 CHOOSE YOUR GLASS**

Whether you are concerned about privacy or just want to add a contemporary touch to your door design, we can deliver the perfect piece of glass that reflects your vision.

**5 CHOOSE AN UPGRADE**

Sometimes an exterior door needs additional protection from the demanding elements of Mother Nature. Our Performance Series® is a selection of heavy-duty upgrades. Or choose the Nantucket Collection, an all wood door engineered for the toughest exposures.

**6 CHOOSE A DEALER**

Simpson Authorized Dealers will provide you with the additional information you need for your dream door. To find one near you, simply visit our website and enter your zip/postal code.

# UNLOCK MORE AT **SIMPSONDOOR.COM**

This catalog provides a broad view of the various doors, options and design ideas available from Simpson Door Company. To explore the full collection and interact even further, visit our extensive website. There you can open the door to a wide web of useful tools and information.





Are you a homeowner who wants to see what a Simpson door will look like in your home before you buy it? Or an architect or designer in need of a canvas for your next work? Our online tools can help you conceive a custom work of art.

---

## PICTURE ANY DOOR IN YOUR HOME


Having a hard time deciding which Simpson door is right for your home? Take our doors for a test drive, on your home or one like it. [simpsondoor.com/testdrive](http://simpsondoor.com/testdrive)



---

## CHOOSE ANY WOOD TYPE

One of wood's greatest appeals is the fact that no two pieces look exactly the same. You do not have to settle with the "cookie cutter" feel offered by other building materials. Grain patterns and color vary, adding texture, warmth and personality. [simpsondoor.com/wood](http://simpsondoor.com/wood)



---

## SEE ANY DOOR WITH ANY GLASS

Need help visualizing which type of glass gives you both the look and privacy level you desire? Try our glass taste test and see what any door and glass combination will look like in your home. [simpsondoor.com/tastetest](http://simpsondoor.com/tastetest)








## ANY WOOD

Select the wood species that fits you. Choose from an array of species, from traditional to exotic, each meeting our strict grading standards.



## PRIVACY RATING

You can let the world in, or you can choose to be private. Our privacy rating will help you select glass that works for you.



## ANY SIZE

Our doors come in all shapes and sizes. Select your size up to 12 feet tall, 6 feet wide and 2-1/4" thick.

**LEARN MORE:** [SIMPSONDOOR.COM/OPTIONS](https://www.simpsondoor.com/options)





## GLASS OPTIONS

Let your glass reflect your life. We offer a variety of textured and obscure glass options to fit your personality.



## ULTRABLOCK<sup>®</sup> TECHNOLOGY

This patented process adds a water-resistant composite block in the bottom of the door stiles where water infiltration can occur in a tough exposure.



## WATERBARRIER<sup>®</sup> TECHNOLOGY

Our patent-pending technology combines a Medium Density Overlay with water-resistant glazing beads and bars to create an exterior that stops water in its tracks.



# CONCEPT® CUSTOM IDEA GALLERY

---

Open up to a new way to buy a door. Think outside the frame, and personalize your door to fit your unique style. Mix and match different glass, wood and designs from throughout this book, or draw up your own ideas from scratch. To help unlock your creativity, check out the following pages to see what other homeowners have done.



FOR **MORE TOOLS TO BUILD ON**, VISIT:

*[simpsondoor.com/concept](http://simpsondoor.com/concept)*















© Dynamis Interiors, Inc







# EXTERIOR DOORS

---

*As the first and last impression,  
your door stands for your creativity  
and style. Welcome beauty and  
quality to your home with Simpson's  
comprehensive collection of  
exterior doors.*

**Simpson**<sup>®</sup>  
Door Company

**INSPIRATION**  
AT YOUR DOOR<sup>®</sup>







# NANTUCKET COLLECTION™

Nantucket Island is a place of great beauty that withstands the harsh coastal weather of the North Atlantic. That same resilient charm is expressed in the Nantucket Collection™ by Simpson. Featuring a 10-year warranty, these doors combine weather-resistant wood species with a modified mortise-and-tenon construction technique. The result is a door that will retain its rugged beauty, regardless of what nature sends its way.



VIEW ENTIRE **NANTUCKET COLLECTION**  
[simpsondoor.com/nantucket](http://simpsondoor.com/nantucket)



## 77860

Shown in Douglas fir with 77260 sidelights with flat panels and optional shaker sticking





### 77860 FP

Shown in Douglas fir with 77260 sidelight with flat panels, optional shaker sticking and sea spray glass. Privacy Rating 5.



# BEAUTY AND DURABILITY

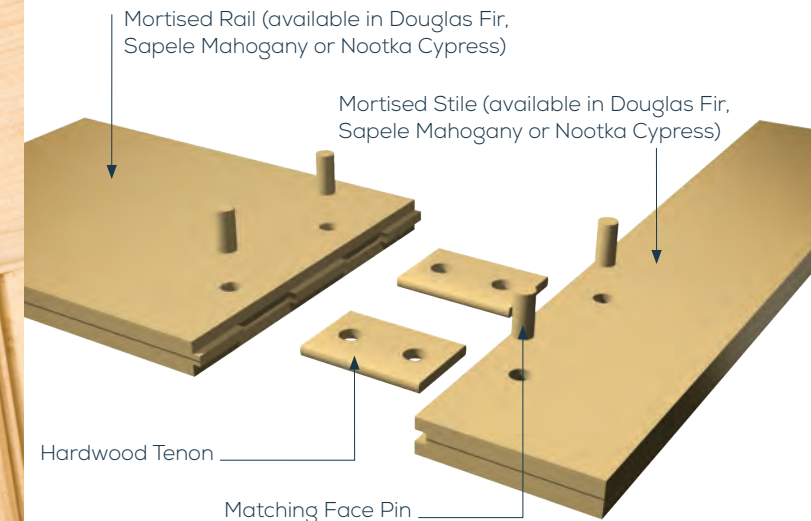
Nicknamed “The Gray Lady” due to its regular foggy conditions, Nantucket is known for being historic, hardy and starkly beautiful. Windblown beaches and weather-beaten shingles are a way of life on this blustery island. This same spirit is reflected in our Nantucket Collection™...doors built to stand up to the elements while standing out, thanks to their classic design and unsurpassed craftsmanship.

## EXTENDED WARRANTY

- 10-year warranty on doors made from Douglas Fir, Sapele Mahogany and Nootka Cypress
- No building overhang required

## UNBEATABLE CONSTRUCTION

- Mortise-and-tenon joinery with face-driven pins
- Two-piece laminated stile-and-rail construction
- Divided lite doors made with SDL construction
- Design pressure ratings of DP50





## WOOD SPECIES

You can choose from three wood species options. Because the grain patterns and color of natural wood will vary, your door will have a one-of-a-kind texture, warmth and personality.

- Available in Douglas Fir, Sapele Mahogany and Nootka Cypress



**77130 RP**  
Shown in Douglas fir



**77144 RP**  
Shown in nootka cypress



**77132 FP**  
Shown in sapele mahogany with optional shaker sticking



**77664 FP**  
Shown in Douglas fir with optional shaker sticking



**77684 RP**  
Shown in nootka cypress with 77663 sidelight



**77660 FP**  
Shown in sapele mahogany with optional shaker sticking



**77944 FP**  
Shown in nootka cypress with 77703 sidelight and optional P-516 glass. Privacy Rating 5.



**RP** 1-7/16" INNERBOND® DOUBLE HIP-RAISED PANEL  
**FP** 3/4" FLAT PANEL





**77943 FP**  
 Shown in sapele mahogany with  
 77843 sidelight and optional  
 shaker sticking



**77501 RP**  
 Shown in sapele mahogany with  
 77801 sidelight



**77504 FP**  
 Shown in Douglas fir with  
 77802 sidelight



**77598 FP**  
 Shown in Douglas fir with 77599  
 sidelight and optional shaker sticking

**DOOR OPTIONS INCLUDE** (SEE [SIMPSONDOOR.COM/OPTIONS](http://SIMPSONDOOR.COM/OPTIONS)):



**77512**  
 Shown in nootka cypress with raised panel





**77508 FP**  
Shown in nootka cypress



**77512 FP**  
Shown in sapele mahogany with  
77804 sidelight and optional  
shaker sticking



**77082**  
Shown in Douglas fir with  
77701 sidelight



**77002**  
Shown in sapele mahogany



**77103**  
Shown in Douglas fir with  
optional shaker sticking



**77105**  
Shown in nootka  
cypress with optional  
shaker sticking



**77122**  
Shown in sapele mahogany with  
77701 sidelight



**77015**  
Shown in Douglas fir with 77705 sidelight  
and optional shaker sticking and glue chip  
glass. Privacy Rating 6.



**EXPLORE OUR ONLINE TOOLS AT** [SIMPSONDOOR.COM/DESIGN-TOOLS](http://simpsondoor.com/design-tools)







**77010**  
Shown in Douglas fir



**77944**  
Shown in sapele mahogany with raised panels



# MASTERMARK® COLLECTION

Life is filled with amazing experiences that leave a lasting mark. And, there are certain decisions you can make for your home that will turn it into a one-of-a-kind living space. Choosing a door from our signature Mastermark® Collection will do just that. These masterful, quality doors will distinctly elevate your home. All Mastermark doors come with UltraBlock® Technology, which means a 5-year warranty and assures that your door makes a statement for years to come.



VIEW ENTIRE **MASTERMARK COLLECTION**  
[simpsondoor.com/mastermark](http://simpsondoor.com/mastermark)



### PILLAR POINT®

6903\* door, 6190\* (left) and 6191\* (right) sidelights shown in maple with black caming and optional shaker sticking. Privacy Rating 7.



### TERRACE RIDGE®

6422 door, 6423 sidelight with black caming. Privacy Rating 5.

TEST DRIVE YOUR DOOR  
[simpsondoor.com/testdrive](http://simpsondoor.com/testdrive)



### PAMPLONA®

6420\* door, 6421\* sidelight with black caming. Privacy Rating 8.

YOUR DOOR. YOUR GLASS.  
[simpsondoor.com/tastetest](http://simpsondoor.com/tastetest)



### COASTAL SURF®

6901\* (left), 6902\* (right) door with black caming. Privacy Rating 9.

**DOOR OPTIONS INCLUDE** (SEE [SIMPSONDOOR.COM/OPTIONS](http://SIMPSONDOOR.COM/OPTIONS)):



ANY WOOD



ANY SIZE



CAMING CHOICES



PRIVACY RATING



WATER BARRIER®



ULTRA BLOCK®

UltraBlock® included.

\*As viewed from exterior of home.





**LOMBARD®**  
4914 door (left), 4915 door (right)



**LOMBARD®**  
4914 door (left), 4915 door (right),  
shown in cherry





**EMPRESS® ALEXANDRA**

4302 door, 4322 sidelights with black caming. Privacy Rating 7.



**QUEEN ANNE®**

4608 door, 4609 sidelights shown in cherry with black caming. Privacy Rating 7.



**LAREDO I**

6494 door, 6497 sidelight. Privacy Rating 3.



**SANTA FE**

6470 door, 6471 sidelight shown in knotty alder. Privacy Rating 3.



**FULL BLOOM®**

4612\* door, 4613\* (left) and 4614\* (right) sidelights with black caming. Privacy Rating 6.



**CHATEAU MICHELLE™**

4583 door, 4586 sidelights with black caming. Privacy Rating 4.



**STRATFORD® ABBEY™**

4073 door shown in sapele mahogany



**STRATFORD®**

4570 door, 4575 sidelights, 4775 transom with black caming. Privacy Rating 7.





**BELLAIRE®**

7598 door, 7599 sidelights with beveled glass



**CATALINA I**

7592 door, 7593 sidelights with beveled glass




**COLONIAL VIII**

3010 door



**DESIGNER 9 DRESDEN**

4155 door, 4052 sidelight with black caming. Privacy Rating 5.



**TUDOR II**

4041 door with operable speaking port



**VENETIA®**  
6424 door, 6425 sidelights (8'0"), 4733 transom, shown in Douglas fir



# ARTIST COLLECTION®

Art is the concrete representation of our imagination. It's about bringing dreams to life. This is the inspiration behind our one-of-a-kind doors. The Simpson Artist Collection® is an anthology of unique, limited edition door designs by select artists. Simpson partners with the artist to bring "commissioned art to the masses." Our Artist Collection doors are for America's most discriminating homeowners.



VIEW ENTIRE **ARTIST COLLECTION**  
[simpsondoor.com/artist](http://simpsondoor.com/artist)



**4974 (LEFT), 4977 (RIGHT)**  
Shown in Douglas fir





**4974\* IG**  
Shown in Douglas fir.



**4972\***  
Shown in sapele mahogany with  
4973 sidelight



**4976\* IG**




**4926\* IG**



**4977\* IG**



**4975\* IG**



**4925\* IG**

**DOOR OPTIONS INCLUDE** (SEE [SIMPSONDOOR.COM/OPTIONS](http://SIMPSONDOOR.COM/OPTIONS)):



ANY  
WOOD



ANY  
SIZE



ANY  
GLASS



PRIVACY  
RATING



INSULATED  
GLAZING

*\*As viewed from exterior of home.*

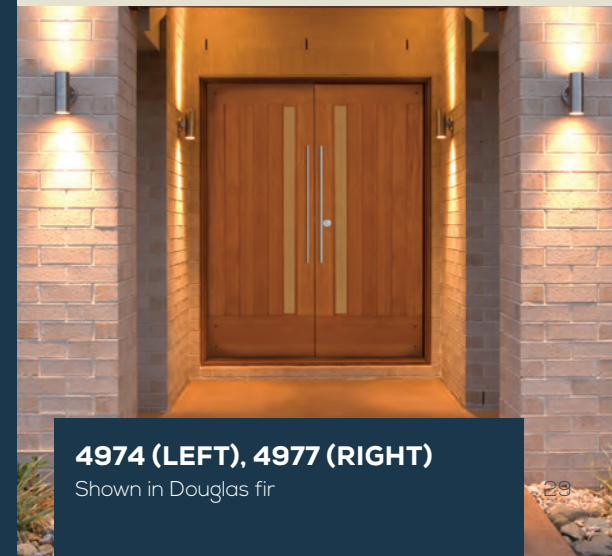


## JAMES L. CUTLER

ARCHITECT

James Cutler, founding partner of Cutler Anderson Architects (1977 to present) has been known for his environmental and emotional sensitivity to place, institution, program, climate and cultural circumstance. This expertise lead him to design this exquisite collection of doors for Simpson.

For more information about Mr. Cutler, please visit [cutler-anderson.com](http://cutler-anderson.com)



**4974 (LEFT), 4977 (RIGHT)**

Shown in Douglas fir



# CRAFTSMAN COLLECTION

Fine craftsmanship has been a cornerstone of American architecture for generations. This foundation of quality and attention to detail made this country great. Simpson's commitment to building the best doors is as strong today as it was when we began over 100 years ago. Our Craftsman Collection allows you to capture the essence of this fine tradition, while making a statement that distinctly reflects your lifestyle. The difference is in the details. All Craftsman doors come standard with UltraBlock® Technology and a 5-year warranty.



VIEW ENTIRE **CRAFTSMAN COLLECTION**  
[simpsondoor.com/craftsman](https://simpsondoor.com/craftsman)



**6861**

Shown in Douglas fir with 6175 sidelights and UltraBlock® technology





**6861**  
with 6175 sidelight



**HOLBROOK® II**

6821 door, 6784 transom, shown in sapele mahogany with silver caming. Privacy Rating 5.

TEST DRIVE **YOUR DOOR**  
simpsondoor.com/testdrive



**CORTEZ™ III**

36872 door with 6172 sidelights and 6784 transom with silver caming. Privacy Rating 5.



**VALENCIA™ II**

36843 door with optional angled mutt, 6171 sidelights, 6787 transom, and 9541 dentil shelf with black caming. Privacy Rating 5.



**TORRANCE® I**


36833 door, 6173 sidelight, 9541 and 9510 dentil shelves with silver caming. Privacy Rating 5.



**AVONDALE® I**

36852 door, 6174 sidelights, 9540 dentil shelf with black caming. Privacy Rating 5.

YOUR DOOR. **YOUR GLASS.**  
simpsondoor.com/tastetest



**TALCOTT™ III**

36942 door, 6177 sidelight with black caming. Privacy Rating 6.

**DOOR OPTIONS INCLUDE** (SEE SIMPSONDOOR.COM/OPTIONS):



*UltraBlock® included.*






**RAVENNA® I**

6921 door with optional arched rail, 6177 sidelight with black caming. Privacy Rating 5.




**PALOMAR™ II**

36933 door, 6178 sidelight, 9541 and 9510 dentil shelves with black caming and optional shaker sticking. Privacy Rating 6.



**CALIFORNIA POPPY® II**

6962 door with optional angled mutt, 6181 (left) and 6184 (right) sidelights, 6781 transom with black caming. Privacy Rating 8.



**SCOTTSDALE CACTUS™ III**

6982 door, 6182 (left) and 6185 (right) sidelights, 6782 transom with black caming. Privacy Rating 7.




**6801**

with optional angled mutt, 6170 sidelight with clear insulated glazing



**NORTHWEST GARDEN® II**

6992 door with optional arched rail, 6187 (left) and 6186 (right) sidelights with black caming. Privacy Rating 9.



**FOUR SQUARE™ II**

6961\* door, 6179\* (left) and 6176\* (right) sidelights with black caming. Privacy Rating 5.



**36802**

Shown in hickory with clear insulated glazing



**36863**

6175 sidelights, 7751 transom with clear insulated glazing

**DENTIL SHELF OPTIONS**



Large tooth | 9541 dentil



Large tooth | 9510 sidelight dentil



Small tooth | 9540 dentil

*\*As viewed from exterior of home.*





**CALIFORNIA POPPY® II**

6962 door, 6181 sidelights shown in knotty alder with optional angled mutt and custom transom



# BUNGALOW SERIES®

---

If you are looking to add charm and character to your home, choose the classic look of this collection. A fine, handcrafted product never goes out of style. And it almost always retains its value. This certainly holds true for our collection of Bungalow Series® doors.

Offered with traditional beaded v-groove panels and divided lite construction, these doors are perfect for establishing that feeling of traditional comfort. All Bungalow Series doors come standard with UltraBlock® Technology and a 5-year warranty.



VIEW ENTIRE **BUNGALOW SERIES**  
*[simpsondoor.com/bungalow](http://simpsondoor.com/bungalow)*



**37218**  
with 9541 dentil shelf (8'0")





**37218** SDL  
7218 TDL

Shown in knotty alder with 37219 SDL/7219 TDL sidelight,  
9541 and 9510 dentil shelves



**37244** SDL  
7244 TDL



**37222** SDL  
7222 TDL  
37213 SDL/7213 TDL sidelight



**37214** SDL  
7214 TDL  
37215 SDL/7215 TDL sidelight



**7324**



**7306**  
Shown in quarter  
sawn red oak



**37228** SDL  
7228 TDL  
Shown in sapele mahogany

**TDL** TRUE DIVIDED  
LITE CONSTRUCTION

**SDL** SIMULATED  
DIVIDED LITE  
CONSTRUCTION

**DOOR OPTIONS INCLUDE** (SEE SIMPSONDOOR.COM/OPTIONS):

*UltraBlock® included.*





# BUILDER'S ADVANTAGE SERIES®

A leaded glass door from our Builder's Advantage Series® makes a statement. The decorative glass and natural characteristics of wood provide a wealth of charm at an affordable price. This series delivers the distinct advantage of never having to compromise style to stay on budget. As with all Simpson doors, you can personalize the door by choosing from any wood species, as well as a wide selection of intricate glass panels. All Builder's Advantage Series doors come standard with UltraBlock® Technology and a 5-year warranty.



VIEW ENTIRE **BUILDER'S ADVANTAGE SERIES**  
[simpsondoor.com/buildersadvantage](http://simpsondoor.com/buildersadvantage)



## SCARBOROUGH®

6316 door, 6347 sidelights, 6746 transom,  
shown in sapele mahogany





**SCARBOROUGH®**

6316 door, 6347 sidelight with black caming and optional shaker sticking. Privacy Rating 7.



**PORTSMOUTH™**

6366 door, 6347 sidelights, 6746 transom, with black caming. Privacy Rating 7.



**SHELBURNE®**

6542 door with brass caming. Privacy Rating 6.




**PLYMOUTH™**

6326 door with black caming. Privacy Rating 7.




**GREENWICH™**

6356 door with black caming. Privacy Rating 7.



**EXETER™**

6574 door with silver caming. Privacy Rating 6.



**TUSCANY™**

6514 door shown in poplar with silver caming. Privacy Rating 6.

**DOOR OPTIONS INCLUDE** (SEE [SIMPSONDOOR.COM/OPTIONS](http://SIMPSONDOOR.COM/OPTIONS)):



*UltraBlock® included.*



# SELECTS SERIES


When you have discerning taste, you put a lot of thought into the things you select in life. You strive to capture a smart design, as well as make smart decisions. Simpson's Selects Series is an array of charismatic doors, delivering great value, highlighted by a range of tasteful decorative glass configurations. Create a door that heeds your style, and your sensibility. Simpson Selects Series doors transform ordinary openings into attention-grabbing entryways. All Selects Series doors come standard with UltraBlock® Technology and a 5-year warranty.



VIEW ENTIRE **SELECTS SERIES**  
*[simpsondoor.com/selects](http://simpsondoor.com/selects)*




**VENETIA® II**  
4234 door, 4235 sidelights with black caming. Privacy Rating 7.



**ST. TROPEZ IV**  
4242 door with brass caming. Privacy Rating 7.



**QUEEN ANNE® IV**  
4294 door with black caming. Privacy Rating 7.



**PORTSMOUTH™ IV**  
4284 door with black caming. Privacy Rating 7.

**DOOR OPTIONS INCLUDE** (SEE [SIMPSONDOOR.COM/OPTIONS](http://simpsondoor.com/options)):



*UltraBlock® included.*







**EMBARCADERO® II**  
4272 door with silver caming. Privacy Rating 5.



**EMBARCADERO® II**  
4272 door shown in Douglas fir



# CONTEMPORARY EXTERIOR DOORS

---

Like the trees we use in our handcrafted wood products, contemporary design is living, adapting and ever changing. We are proud to offer this collection of Contemporary Doors that draws the best of modern design into the Simpson heritage. Enjoy clean lines, uncluttered looks and distinctive styles, all with the quality and craftsmanship you expect from us. So embrace the bold architectural features of modernism without sacrificing the warmth and durability of wood.



VIEW ALL **CONTEMPORARY EXTERIOR DOORS**  
[simpsondoor.com/contemporary](https://simpsondoor.com/contemporary)



**7427**  
with UltraBlock® technology





**49900**  
with 49910 sidelights



**49926**  
horizontal grain pattern




**49901\* IG**  
Shown in sapele mahogany



**49911\* IG**




**49902\* IG**



**49912\* IG**



**49903\* IG**



**49913\* IG**  
with optional sable glass. Privacy Rating 9.

**ANY DOOR. ANY GLASS.**  
Shown with optional Sable Glass



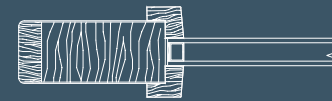
**49904\* IG**  
Shown in maple



**49914\* IG**

## DOOR PROFILES

RAISED L MOULDING (STANDARD)



SHAKER FLUSH (OPTIONAL)



DOOR OPTIONS INCLUDE (SEE SIMPSONDOOR.COM/OPTIONS):




\*As viewed from exterior of home.






**49905 IG**



**49906 IG**  
Shown in walnut



**49907 IG**  
with optional sea spray  
glass. Privacy Rating 5

**ANY DOOR. ANY GLASS.**  
Shown with optional Sea Spray Glass



**49919 IG**



**49908\* IG**



**49918\* IG**



**49909 IG**  
Shown in cherry

**WATERBARRIER® TECHNOLOGY**  
simpsondoor.com/waterbarrier



**49973\***  
Shown in maple

**DOOR OPTIONS INCLUDE** (SEE [SIMPSONDOOR.COM/OPTIONS](http://SIMPSONDOOR.COM/OPTIONS)):

-  ANY WOOD
-  ANY SIZE
-  ANY GLASS
-  PRIVACY RATING
-  ULTRA BLOCK®
-  WATER BARRIER®
-  INSULATED GLAZING

*\*As viewed from exterior of home.*




© Moser Architects, PLLC







**49908**  
Shown in Douglas fir



**49900**  
with optional silver  
metal inlay



**49926**  
Shown in cherry with  
optional silver metal inlay



**49920**  
Combines Douglas fir  
(horizontal grain) and  
sapele mahogany with  
optional silver metal inlay



**49970**



**49971**



**49972**





**49920**

Combines Douglas fir (horizontal grain) and sapele mahogany




**49922**

Combines cherry, walnut and maple




**49923**

Combines cherry and walnut



**49925**

Combines Douglas fir and sapele mahogany



**49921**

Combines maple and walnut



**49952**

Shown in walnut

**DOOR OPTIONS INCLUDE** (SEE SIMPSONDOOR.COM/OPTIONS):

-  ANY WOOD
-  ANY SIZE
-  ANY GLASS
-  PRIVACY RATING
-  ULTRA BLOCK®
-  WATER BARRIER®
-  INSULATED GLAZING



**49920**

Shown in Douglas fir and sapele mahogany with UltraBlock® technology





**49950**  
Top and bottom feature vertical grain and sides feature horizontal grain.



**49951**  
Top and bottom feature horizontal grain and sides feature vertical grain.



**49953**  
Combines maple and walnut



**49955**  
Combines sapele mahogany and Douglas fir



**49954**  
Combines maple and walnut





49941\*




49940\*  
Shown in sapele mahogany




49943\*



49942\*



49945\*



49944\*  
Shown in walnut




49947\*



49946\*



49949\*



49948\*

### CLEAR EDGE® TECHNOLOGY DOOR PROFILE




DOOR OPTIONS INCLUDE (SEE SIMPSONDOOR.COM/OPTIONS):


-  ANY WOOD
-  ANY SIZE
-  ANY GLASS
-  # PRIVACY RATING
-  ULTRA BLOCK®
-  IG INSULATED GLAZING

*\*As viewed from exterior of home.*







**49980**



**49981**  
Shown in cherry



**49982\***



**49983\***

**49940**  
Shown in cherry with UltraBlock® technology






**7403 IG**  
with 7813 sidelight



**7404 IG**  
Shown in cherry with 7814 sidelight and optional shaker sticking

**WATERBARRIER® TECHNOLOGY**  
simpsondoor.com/waterbarrier



**7405 IG**  
with 7815 sidelight and optional rain glass. Privacy Rating 7.

**ANY DOOR ANY GLASS.**  
Shown with optional Rain Glass



**7406 IG**  
with 7816 sidelight and optional shaker sticking



**7407 IG**  
Shown in white birch with 7817 sidelight and optional shaker sticking



**7408 IG**  
with 7818 sidelight and optional shaker sticking




**7409 IG**  
with 7819 sidelight and optional shaker sticking and P-516 glass. Privacy Rating 9.




**7410 IG**  
Shown in walnut with 7810 sidelight and optional shaker sticking



**7411 IG**  
with 7811 sidelight



**7427 IG**  
with optional heavy water glass. Privacy Rating 4.



**7421 IG**  
with optional shaker sticking

**EXPLORE OUR ONLINE TOOLS AT** [SIMPSONDOOR.COM/DESIGN-TOOLS](http://simpsondoor.com/design-tools)







**7409**

Shown in Douglas fir with optional shaker sticking



**4945\*** IG  
with optional  
shaker sticking

**4946\*** IG  
with optional  
shaker sticking



**4947\*** IG  
with optional  
shaker sticking

**4948\*** IG  
with optional  
shaker sticking

*\*As viewed from exterior of home.*



# TRADITIONAL EXTERIOR DOORS

---

There's a certain comfort in tradition. The passing down of skills and beliefs from generation to generation means you know exactly what to expect. Our traditional doors are made to be part of life's journey, no matter where it takes you. For over 100 years, Simpson has been engineering wood doors using the latest technologies. It's what we know. It's who we are. It's why you can expect the very best from every Simpson Traditional exterior door.



VIEW ALL **TRADITIONAL EXTERIOR DOORS**  
[simpsondoor.com/traditional](https://simpsondoor.com/traditional)



© Amy Bartlam

**7130**  
with UltraBlock® technology



## BARN DOORS



**49841**  
Shown in cherry




**49852**  
Shown in knotty alder



**49865\*** (LEFT), **49866\*** (RIGHT),



**49858**



**49842**  
Shown in oak

## RAISED PANEL DOORS



**7130**



**7132 IG**



**7465**  
Shown in knotty alder



**4962\*** (LEFT), **4963\*** (RIGHT),



**4968**  
Shown in sapele mahogany



DOOR OPTIONS INCLUDE (SEE SIMPSONDOOR.COM/OPTIONS):



*\*As viewed from exterior of home.*






49853



49853  
Shown in walnut



## FLAT PANEL DOORS




**7220**  
Shown in knotty alder




**7282**



**7230**



**7284**  
Shown in maple



**7255**

**WATERBARRIER® TECHNOLOGY**  
simpsondoor.com/waterbarrier


## SHAKER SERIES FLAT PANEL DOORS



**70720**




**70782**



**70784**



**70760**  
Shown in cherry



**70762**

**TEST DRIVE YOUR DOOR**  
simpsondoor.com/testdrive



# EXTERIOR FRENCH & SASH DOORS

---

The right doors can really make the view. French and Sash doors have been favorites of homeowners because they naturally connect living spaces with outdoor settings by allowing light to pass through.

Our Exterior French and Sash doors are made with your choice of Simulated Divided Lite (SDL) or True Divided Lite (TDL) construction, and can be specified with WaterBarrier® and UltraBlock® technology upgrades. So you'll maximize your view of the outdoors, while keeping the elements of nature at bay.



VIEW ALL **EXTERIOR FRENCH & SASH DOORS**

[simpsondoor.com/exteriorfrenchandsash](https://simpsondoor.com/exteriorfrenchandsash)



**37635**

Shown in hickory with optional seeded baroque glass



# WATERBARRIER® TECHNOLOGY

WaterBarrier® technology helps preserve the beauty of your Simpson doors even in tough exposures subject to harsh weather. Available for virtually any Simpson exterior door, this innovation affords you superior water protection.

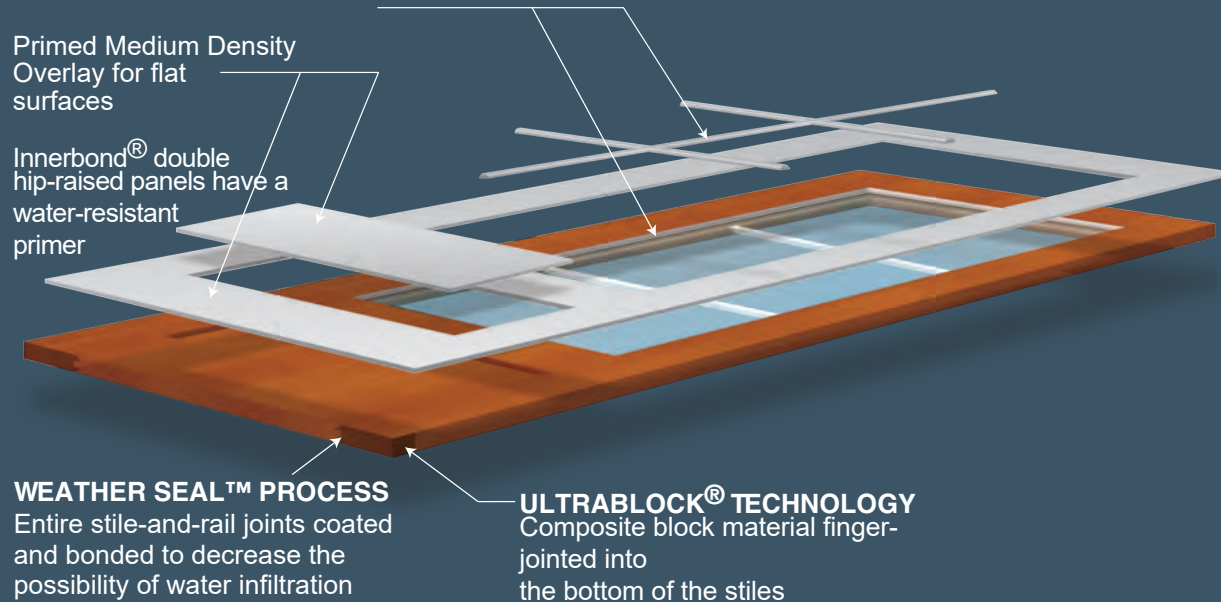
WaterBarrier combines a medium density overlay (MDO) over the exterior surface of the door with water-resistant glazing beads and bars for an exterior that's not only resistant to moisture, but provides a beautiful surface for paint. And when combined with any wood species on the inside, you can match your interior woodwork and keep the warmth and natural beauty that wood provides.



**37944 WB**  
Shown in Douglas fir with WaterBarrier® technology


## WATERBARRIER® TECHNOLOGY

Water-resistant glazing bead and SDL bars on exterior side. Wood bars on interior side.



# ULTRABLOCK<sup>tr</sup> TECHNOLOGY

A long time favorite of Simpson's most discriminating customers, UltraBlock® technology adds a water-resistant composite block in the bottom of the door stiles, where water infiltration can occur in a tough exposure. Our exclusive Weather Seal™ process provides additional protection against moisture penetrating the bottom rail. It's our answer to the galoshes you splashed around in as a kid.



## ULTRABLOCK TECHNOLOGY

5-year warranty and available for any 1-3/4" or 2-1/4" thick exterior door.

## WATERBARRIER TECHNOLOGY

5-year warranty with no building overhang required and available for virtually any exterior door.

When ordering WaterBarrier technology, UltraBlock technology is always included.





ULTRABLOCK® TECHNOLOGY  
 simpsondoor.com/ultrablock

**7001 IG**  
 Shown in knotty alder with optional shaker sticking



**7002 IG**  
 Wide layout



**7037 IG**



**37104 SDL, IG**  
 7104 TDL



**37105 SDL, IG**  
 7105 TDL



**37122 SDL, IG**  
 7122 TDL



**37106 SDL, IG**  
 7106 TDL



**37010 SDL, IG**  
 7010 TDL  
 Shown in ponderosa pine



**37109 SDL, IG**  
 7109 TDL  
 Shown in walnut



**37152 SDL, IG / 7152 TDL**  
 Shown in hemlock with 37162 SDL/7162 TDL sidelights



**37153 SDL, IG**  
 7153 TDL

DOORS INCLUDE THESE OPTIONS (SEE SIMPSONDOOR.COM/OPTIONS):

ANY WOOD	ANY SIZE	ANY GLASS	PRIVACY RATING	ULTRA BLOCK®	WATER BARRIER®	INSULATED GLAZING	TRUE DIVIDED LITE	SIMULATED DIVIDED LITE
----------	----------	-----------	----------------	--------------	----------------	-------------------	-------------------	------------------------





**37151** SDL, IG  
7151 TDL



**37156** SDL, IG  
7156 TDL



**7051** IG



**37056** SDL, IG  
7056 TDL



**37050** SDL, IG  
7050 TDL



VIEW ALL **EXTERIOR FRENCH & SASH DOORS**  
[simpsondoor.com/exteriorfrenchandsash](http://simpsondoor.com/exteriorfrenchandsash)



**37153**  
with WaterBarrier® and UltraBlock® technologies

© Nat Red

57





**7403 IG**  
with 7813 sidelight



**7404 IG**  
Shown in cherry with 7814 sidelight  
and optional shaker sticking



**7405 IG**  
with 7815 sidelight and optional  
rain glass. Privacy Rating 7.

ANY DOOR. **ANY GLASS.**  
Shown with optional Rain Glass



**7406 IG**  
with 7816 sidelight and optional  
shaker sticking



**7407 IG**  
Shown in white birch with 7817  
sidelight and optional  
shaker sticking



**7408 IG**  
with 7818 sidelight and optional  
shaker sticking



**7409 IG**  
with 7819 sidelight and optional shaker  
sticking and P-516 glass. Privacy Rating 9.


ANY DOOR. **ANY GLASS.**  
Shown with optional P-516 Glass



**7410 IG**  
Shown in walnut with 7810 sidelight  
and optional shaker sticking



**7411 IG**  
with 7811 sidelight



**7427 IG**  
with optional heavy  
water glass.  
Privacy Rating 4.

ANY DOOR. **ANY GLASS.**  
Shown with optional Heavy Water Glass

**EXPLORE OUR ONLINE TOOLS AT** [SIMPSONDOOR.COM/DESIGN-TOOLS](http://SIMPSONDOOR.COM/DESIGN-TOOLS)





**7408**  
Shown in Douglas fir with UltraBlock® technology





**7621\*** IG

**7631\*** IG



**37604\*** SDL, IG  
7604\* TDL

**37614\*** SDL, IG  
7614\* TDL



**37626\*** SDL, IG  
7626\* TDL

**37636\*** SDL, IG  
7636\* TDL



**7171\*** IG

**7181\*** IG




**37176\*** SDL, IG  
7176\* TDL

**37186\*** SDL, IG  
7186\* TDL



**37170\*** SDL, IG  
7170\* TDL

**37180\*** SDL, IG  
7180\* TDL



**DOORS INCLUDE THESE OPTIONS** (SEE [SIMPSONDOOR.COM/OPTIONS](http://SIMPSONDOOR.COM/OPTIONS)):

*\*As viewed from exterior of home.*

-  ANY WOOD
-  ANY SIZE
-  ANY GLASS
-  # PRIVACY RATING
-  ULTRA BLOCK®
-  WATER BARRIER®
-  IG INSULATED GLAZING
-  TDL TRUE DIVIDED LITE
-  SDL SIMULATED DIVIDED LITE





**37504**  
with UltraBlock® technology  
and 37752 transom



**7501 IG**  
Shown in sapele mahogany with  
7801 sidelight



**37504** SDL, IG  
7504 TDL  
37802 SDL/7802 TDL sidelight



**37522** SDL, IG  
7522 TDL  
Shown in knotty alder



**37526** SDL, IG  
7526 TDL



**37528** SDL, IG  
7528 TDL  
37804 SDL/7804 TDL sidelight




VIEW ALL **EXTERIOR FRENCH  
& SASH DOORS**

[simpsondoor.com/exteriorfrenchandsash](http://simpsondoor.com/exteriorfrenchandsash)







**37944**  
with UltraBlock® technology



**7031** IG



**37435** SDL, IG  
7435 TDL



**37635** SDL, IG  
7635 TDL



**37035** SDL, IG  
7035 TDL






**7118 IG**  
Shown in maple with 7701 sidelight



**37318 SDL, IG**  
7318 TDL  
7701 sidelight



**37998 SDL, IG**  
7998 TDL



**7081 IG**  
7702 sidelight




**37382 SDL, IG**  
7382 TDL



**37682 SDL, IG**  
7682 TDL




**37482 SDL, IG**  
7482 TDL



**37570 SDL, IG**  
7570 TDL



**7571 IG**  
with 37705 SDL/7705 TDL sidelights,  
7751 transom



**7008 IG**  
Shown in oak with optional  
cross reed glass. Privacy  
Rating 9.




**DOORS INCLUDE THESE OPTIONS** (SEE SIMPSONDOOR.COM/OPTIONS):

- ANY WOOD
- ANY SIZE
- ANY GLASS
- PRIVACY RATING
- ULTRA BLOCK®
- WATER BARRIER®
- INSULATED GLAZING
- TRUE DIVIDED LITE
- SIMULATED DIVIDED LITE






**7031 IG**  
Dutch door



**37435 SDL, IG**  
**7435 TDL**  
Dutch door



**37635 SDL, IG**  
**7635 TDL**  
Dutch door



**37035 SDL, IG**  
**7035 TDL**  
Dutch door



**37435**  
Dutch Door, with  
UltraBlock® technology






**7118** IG  
Shown in maple  
Dutch door



**37318** SDL, IG  
7318 TDL  
Dutch door



**37998** SDL, IG  
7998 TDL  
Dutch door



**7081** IG  
Dutch door




**37682** SDL, IG  
7682 TDL  
Dutch door




**37482** SDL, IG  
7482 TDL  
Dutch door




**7114** IG  
Dutch door



**7044** IG  
Dutch door



**37444** SDL, IG  
7444 TDL  
Dutch door



**37644** SDL, IG  
7644 TDL  
Dutch door with optional  
seedy baroque glass.  
Privacy rating 3.



**DOORS INCLUDE THESE OPTIONS** (SEE SIMPSONDOOR.COM/OPTIONS):


 ANY WOOD	 ANY SIZE	 ANY GLASS	 # PRIVACY RATING	 ULTRA BLOCK®	 WATER BARRIER®	 IG INSULATED GLAZING	 TDL TRUE DIVIDED LITE	 SDL SIMULATED DIVIDED LITE
--	--	---	--	--	--	--	---	--






**37506**


Shown in Douglas fir with  
UltraBlock® technology




**7044 IG**  
with 7702 sidelight



**37444 SDL, IG**  
7444 TDL



**37644 SDL, IG**  
7644 TDL



**37944 SDL, IG**  
7944 TDL  
Shown in ponderosa pine

**WATERBARRIER® TECHNOLOGY**  
simpsondoor.com/waterbarrier





**37664** SDL, IG  
7664 TDL  
with 37663 SDL/7663 TDL sidelight

**37660** SDL, IG  
7660 TDL



**37662** SDL, IG  
7662 TDL



**7860** TDL, IG  
with 7260 sidelight



VIEW ALL **EXTERIOR FRENCH & SASH DOORS**

[simpsondoor.com/exteriorfrenchandsash](http://simpsondoor.com/exteriorfrenchandsash)

**37662**

Shown in Douglas fir with 37663 sidelights and UltraBlock® technology





# INTERIOR DOORS

*Enhance your home from the inside out with Simpson Door Company's comprehensive collection of interior doors. These doors are designed to give a coordinated look to your vision.*

**Simpson**<sup>®</sup>  
Door Company

**INSPIRATION**  
AT YOUR DOOR<sup>®</sup>





Design Credit: Kitchen & Bath Design + Construction, West Hartford, CT  
Photo Credit: Chrissy Racho



© Cynthia Brown Studios

© William Geddes



© Rob Karosis | robkarosis.com



# INTERIOR PANEL, BARN & BIFOLD DOORS

As life goes through your home, you need the right doors to be part of it. Our interior panel and bifold doors are created with the same level of care and craftsmanship that goes into every other Simpson door. The inside of your home has to feel just right, and we'll help you create that special atmosphere.




VIEW ALL **INTERIOR PANEL & BIFOLD DOORS**  
[simpsondoor.com/interiorpanel](http://simpsondoor.com/interiorpanel)


## SHAKER STYLE FLAT PANEL DOORS




**720 FP**  
Shown in cherry




**782 FP**




**760 FP**



**755 FP**



**766 FP**  
Shown in maple



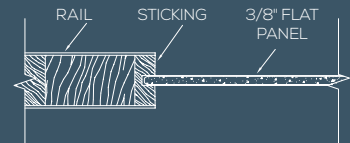
**701 BIFOLD\***



**702 BIFOLD\***  
Shown in western hemlock

### DOOR PROFILE

#### SHAKER FLAT PANEL DOORS



Matching 20-minute fire-rated doors are available for all designs to complete your house package. Visit [simpsondoor.com/fire-rated](http://simpsondoor.com/fire-rated) for more information.

**DOOR OPTIONS INCLUDE** (SEE [SIMPSONDOOR.COM/OPTIONS](http://SIMPSONDOOR.COM/OPTIONS)):



\*AVAILABLE IN TWO AND FOUR DOOR UNITS






**760**  
Shown in Douglas fir



# RAISED PANEL DOORS



**82 RP**  
Shown in knotty alder



**465 RP**




**44 RP**



**66 RP**  
Shown in oak



**46 RP**




**55 RP**



**43 RP BIFOLD\***



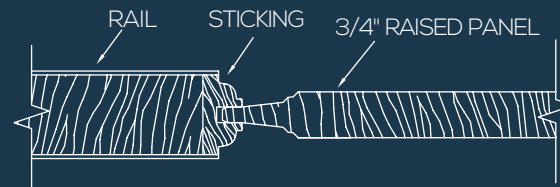
**63 RP BIFOLD\***



**54 RP BIFOLD\***

## DOOR PROFILE

### RAISED PANEL DOORS



\*AVAILABLE IN TWO AND FOUR DOOR UNITS

Matching 20-minute fire-rated doors are available for all designs to complete your house package. Visit [simpsondoor.com/fire-rated](http://simpsondoor.com/fire-rated) for more information.

**EXPLORE OUR ONLINE TOOLS AT** [SIMPSONDOOR.COM/DESIGN-TOOLS](http://SIMPSONDOOR.COM/DESIGN-TOOLS)

 TEST DRIVE A DOOR
  GLASS TASTE TEST
  WOOD SELECTOR





**20**

Shown in knotty alder with v-groove panel and 20 with arch top and v-groove panel





**160**  
Shown in Douglas fir

## FLAT PANEL DOORS



**20 FP**



**82 FP**

Shown in sapele mahogany



**30 FP**



**55 FP**



# FLAT PANEL DOORS

© Donna DuFresne Design




65 FP



162 FP



1120 FP  
CHALKBOARD



1182 FP  
CHALKBOARD



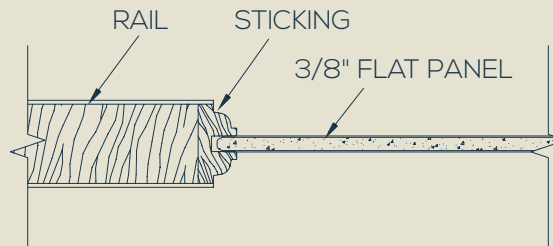
43 FP BIFOLD\*



33 FP BIFOLD\*

## DOOR PROFILE

FLAT PANEL DOORS



\*AVAILABLE IN TWO AND FOUR DOOR UNITS

Matching 20-minute fire-rated doors are available for all designs to complete your house package. Visit [simpsondoor.com/fire-rated](http://simpsondoor.com/fire-rated) for more information.




1120  
Chalkboard

EXPLORE OUR ONLINE TOOLS AT  
[SIMPSONDOOR.COM/DESIGN-TOOLS](http://SIMPSONDOOR.COM/DESIGN-TOOLS)



# BARN DOORS



**49801**  
Shown in cherry




**49802**  
Shown in red oak



**49803**




**49812**  
with stop red factory-finish



**49812**  
Shown in knotty alder  
weathered with gray  
factory-finish




**49815**  
Shown in knotty alder




**49813**  
Shown in walnut



**49965**  
Combines reclaimed fir  
and pine



**49966**  
Combines reclaimed fir  
and pine



**49822**



**49823**



**49824**

**EXPLORE OUR ONLINE TOOLS AT** [SIMPSONDOOR.COM/DESIGN-TOOLS](http://SIMPSONDOOR.COM/DESIGN-TOOLS)





**49812**  
Shown in knotty alder




# INTERIOR FRENCH DOORS

---

French doors add a certain flair to your home, and by letting in natural light they help create a warm feeling that's welcome in any type of room. Simpson French doors are available with a wide selection of glass options, any of which will elegantly complete the look you're striving for.



VIEW ALL **INTERIOR FRENCH DOORS**  
[simpsondoor.com/interiorfrench](https://simpsondoor.com/interiorfrench)



**1501**

Shown in cherry with optional shaker sticking and satin etch glass



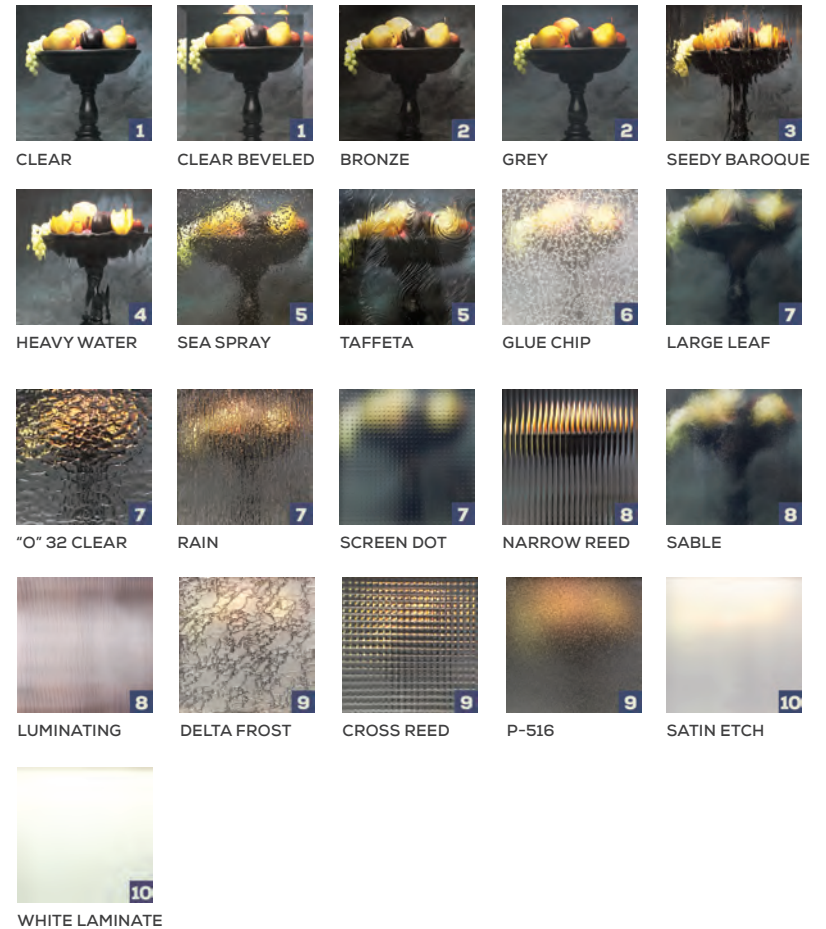


**1501**

Shown in sapele mahogany with 1701 sidelight

## GLASS OPTIONS

Pick the tempered glass or resin panel (interior doors only) that is right for you. You may feel that an abundance of natural light is the way to go, or a better fit may be glass with greater privacy. Just keep in mind that we have an option that suits your style (number on glass refers to the privacy rating).



## RESIN OPTIONS

*(for interior doors only)*

The panels are made with translucent resins and encapsulated materials to create unique, showpiece doors. Choose from natural or textile materials to design the perfect look for your home.








**1603**  
with optional white laminate glass and shaker sticking



**1252**  
1712 sidelight



**1253**



**1251**  
with optional sea spray glass.  
Privacy Rating 5.

ANY DOOR. ANY GLASS.  
Shown with optional Sea Spray Glass



**1256**

TEST DRIVE YOUR DOOR  
[simpsondoor.com/testdrive](http://simpsondoor.com/testdrive)



**1309**  
Shown in walnut with 1709 sidelights

DOOR OPTIONS INCLUDE (SEE [SIMPSONDOOR.COM/OPTIONS](http://SIMPSONDOOR.COM/OPTIONS)):



ANY WOOD



ANY SIZE



ANY GLASS



CAMING CHOICES



PRIVACY RATING






**1303**  
Shown in cherry



**1305**  
with optional shaker sticking



**1306**



**1308**  
Shown in maple



**1310**



**1401**  
Shown in nootka cypress with optional shaker sticking



**1416**



**282**  
with optional thatch 50% resin panel.  
Privacy Rating 8.

ANY DOOR. **ANY GLASS.**  
Shown with optional Thatch 50% resin panel



**1421**

**1431**



**1426**

**1436**



**1420**

**1430**

**EXPLORE OUR ONLINE TOOLS AT** [SIMPSONDOOR.COM/DESIGN-TOOLS](http://SIMPSONDOOR.COM/DESIGN-TOOLS)

TEST DRIVE A DOOR GLASS TASTE TEST WOOD SELECTOR






**1505**  
with optional satin etch glass




**1603**



**1604**




**1605**




**1606**

with optional  
shaker sticking



**1607**


Shown in white birch  
with optional shaker  
sticking



**4931**



**4941**




**1621**

with optional  
shaker sticking

**EXPLORE OUR ONLINE TOOLS AT**  
[SIMPSONDOOR.COM/DESIGN-TOOLS](http://SIMPSONDOOR.COM/DESIGN-TOOLS)






**49930**  
with shaker sticking

**49931**  
with shaker sticking



ANY DOOR. **ANY GLASS.**  
Shown with optional Rain Glass

**49932**  
with shaker sticking  
and optional rain glass




**49932**  
Shown in sapele mahogany with  
optional satin etch glass





**1501**  
Shown in Douglas fir with optional seedy baroque glass




**1597**  
Shown in knotty alder with molded glass. Privacy Rating 7.



**1501 MIRROR**  
1501 door with optional mirror (your choice of one side or two)



**1590 PANTRY**  
Clear art on satin etch glass. Privacy Rating 7.



**1596**  
Clear art on satin etch glass. Privacy Rating 7.



**VENETIA®**  
88424 door with black caming. Privacy Rating 5.





**1592 WHEAT**  
Clear art on satin etch glass. Privacy Rating 7.



**1593 LAUNDRY**  
Clear art on satin etch glass. Privacy Rating 7.



**1594 WINE CELLAR**  
Clear art on satin etch glass. Privacy Rating 7.



**1595 MEDIA**  
Clear art on gray satin etch glass. Privacy Rating 8.




**TERRACE RIDGE®**  
88421 door with black  
caming. Privacy Rating 5.

YOUR DOOR. YOUR GLASS.  
[simpsondoor.com/tastetest](http://simpsondoor.com/tastetest)



**WINDSOR**  
88405 door with brass  
caming. Privacy Rating 6.



**NEWPORT**  
88422 door with black  
caming. Privacy Rating 4.



**WATERTON**  
88463 door shown in  
walnut with silver caming.  
Privacy Rating 5.



**1590**  
Shown in Douglas fir (8'0")



# REDI-PRIME® DOORS

Redi-Prime® interior French, panel and bifold doors afford you classic stile and rail construction in 47 standard designs. These doors are primed and ready to paint, and are a smart choice for homeowners wanting a painted look with the durable security of an all-wood door.




VIEW ALL **REDI-PRIME DOORS**  
*[simpsondoor.com/rediprime](http://simpsondoor.com/rediprime)*




**89815**

with dress blues factory-finish






**8001**




**8411**

with satin etch glass.  
Privacy rating 10.




**8733 SHAKER**




**8735 SHAKER**

with white laminate  
glass. Privacy rating 10.




**8010**

Also available as a 12-lite  
in 8'0" (design 8012)



**8015**

Also available as a 18-lite  
in 8'0" (design 8018)




**8009**



**8490 PANTRY**

Clear art on satin etch  
glass. Privacy Rating 7.



**8492 WHEAT**

Clear art on satin etch  
glass. Privacy Rating 7.



**8494 WINE CELLAR**

Clear art on satin etch  
glass. Privacy Rating 7.




**8496**

Clear art on satin etch  
glass. Privacy Rating 7.




**89801**

**BARN DOOR**  
with high reflective  
white factory-finish



**89812**

**BARN DOOR**  
with tricorn black  
factory-finish




**89815**

**BARN DOOR**  
with ellie gray  
factory-finish


**DOOR OPTIONS INCLUDE** (SEE [SIMPSONDOOR.COM/OPTIONS](http://SIMPSONDOOR.COM/OPTIONS)):








**8720** SHAKER FP




**8782** SHAKER FP




**8760** SHAKER FP




**8755** SHAKER FP




**8780** SHAKER LOUVER




**8702** BIFOLD SHAKER FP



**8700** BIFOLD SHAKER FP




**8020** FP



**8120** FP CHALKBOARD



**8082** FP



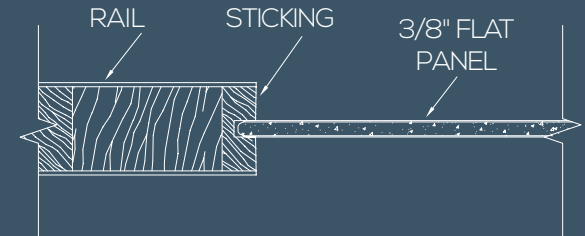
**8055** FP



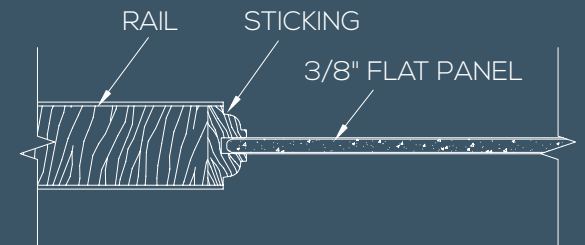
**8021** FP BIFOLD

## DOOR PROFILE

### SHAKER FLAT PANEL DOORS



### FLAT PANEL DOORS




**EXPLORE OUR ONLINE TOOLS AT** [SIMPSONDOOR.COM/DESIGN-TOOLS](https://www.simpsondoor.com/design-tools)





**8762** SHAKER FP






# MDF INTERIOR DOORS


Here's the inside story on these interior doors. They are made from a highly refined MDF, which is a stable and abundant wood fiber material. This blend of modern materials and technology delivers architecturally-true, primed and ready-to-paint doors to fit any interior style. And with four distinct construction methods, there is a stylish solution for any budget.




VIEW ALL **MDF INTERIOR DOORS**  
[simpsondoor.com/mdf](http://simpsondoor.com/mdf)




**INFINITY**  
Inlaid Moulding Doors



**BRAVO**  
Stile & Rail Doors



**OVATION**  
Layered Panel Doors




**ENCORE®**  
Router Carved Doors

**8214**  
Infinity door




# INFINITY INLAID MOULDING DOORS


Router-carved MDF doors with inlaid moulding. Choose from raised or flush inlaid moulding profiles. Raised panel appearance and up to 90-minute fire-ratings available.




8211 RM  
8311 FM




8212 RM  
8312 FM




8213 RM  
8313 FM




8214 RM  
8314 FM



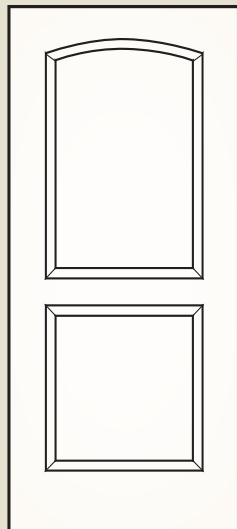
8215 RM  
8315 FM




8216 RM  
8316 FM




8221 RM  
8321 FM




8222 RM  
8322 FM




8223 RM  
8323 FM




8224 RM  
8324 FM




8225 RM  
8325 FM



8226 RM  
8326 FM



8231 RM  
8331 FM



8232 RM  
8332 FM



VIEW ENTIRE COLLECTION OF **INFINITY DOORS**  
[simpsondoor.com/infinity](http://simpsondoor.com/infinity)

DOOR OPTIONS INCLUDE (SEE [SIMPSONDOOR.COM/OPTIONS](http://SIMPSONDOOR.COM/OPTIONS)):



ANY  
SIZE



RAISED  
MOULDING

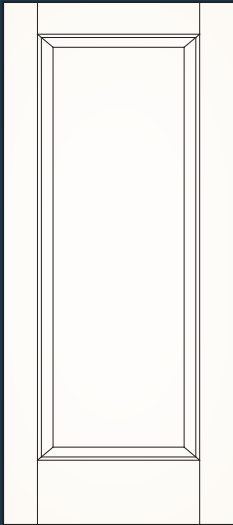


FLUSH  
MOULDING

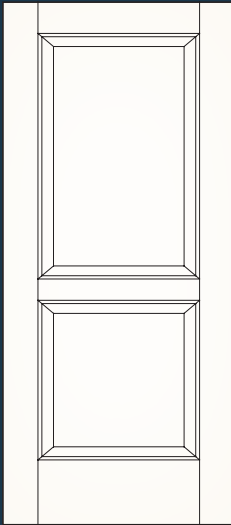


# BRAVO STILE & RAIL DOORS

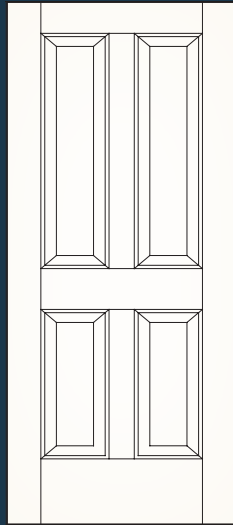
Traditional stile and rail construction with MDF components. Traditional construction creates architecturally-true designs. Doweled stile and rail joint creates a longer-lasting door. 20-minute fire-ratings available.



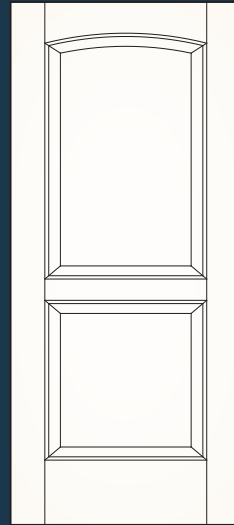
84101



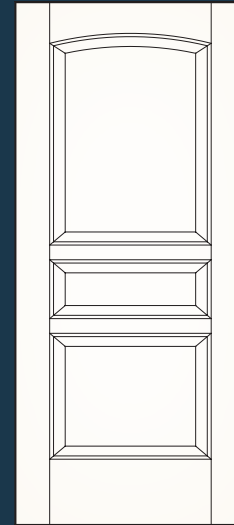
84102



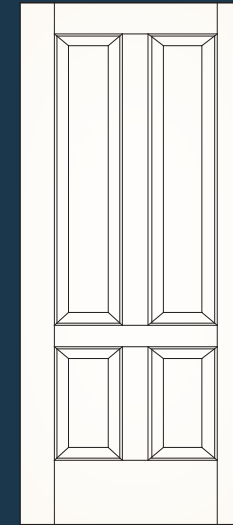
84104



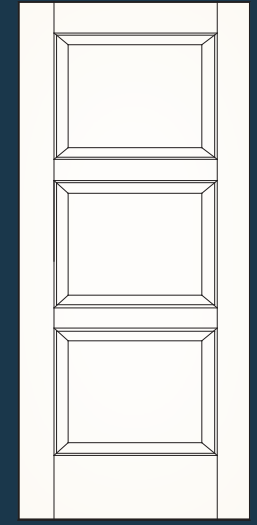
84202



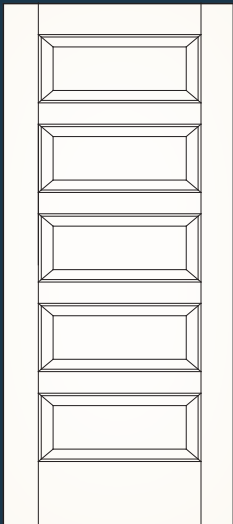
84203



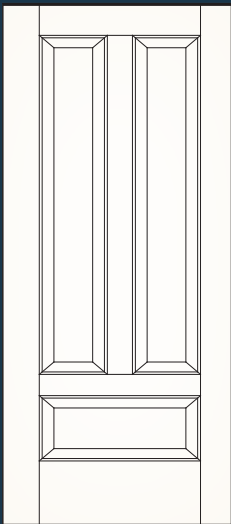
84509




84516



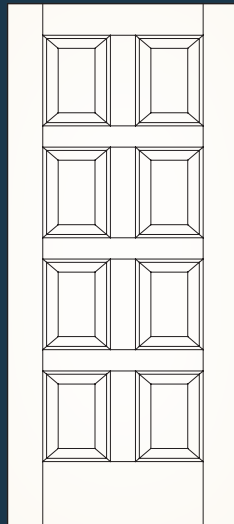
84517



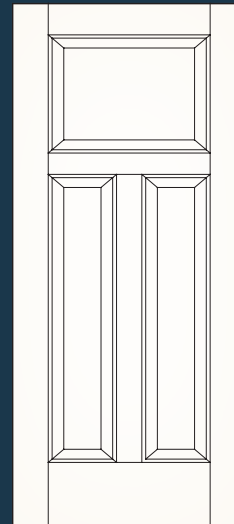
84518



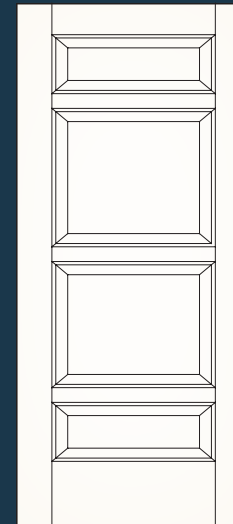
84563



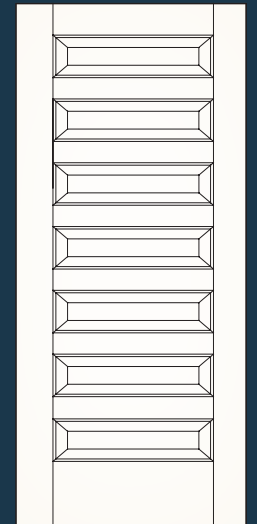
84593



84618



84626



84633




VIEW ENTIRE COLLECTION OF **BRAVO DOORS**  
[simpsondoor.com/bravo](http://simpsondoor.com/bravo)

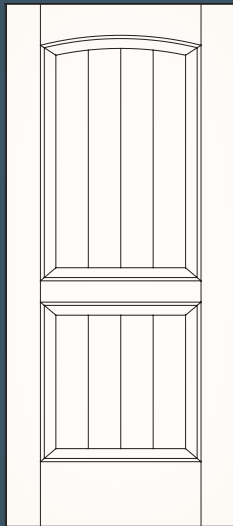
DOOR OPTIONS INCLUDE (SEE [SIMPSONDOOR.COM/OPTIONS](http://SIMPSONDOOR.COM/OPTIONS)):



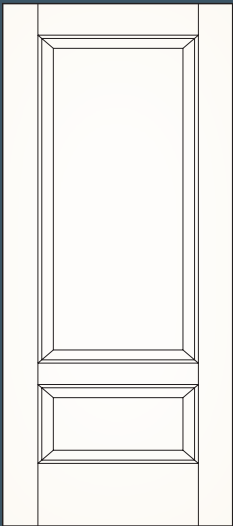




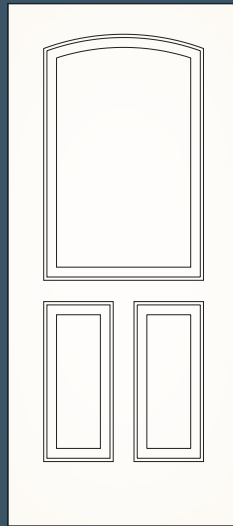
84536



84539



84642



84645




**84102**  
Bravo door

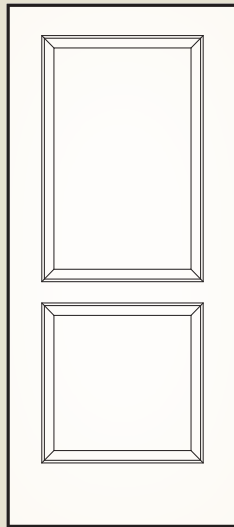


# OVATION LAYERED PANEL DOORS

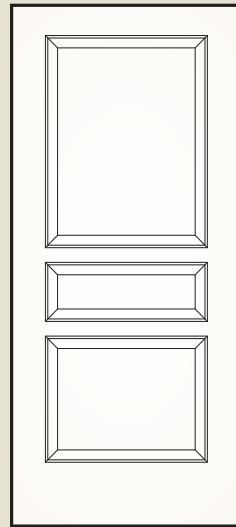
MDF doors made with unique layered construction. Unlimited design flexibility for a great value. Matching bifold and lower doors available. Up to 90-minute fire-ratings available.



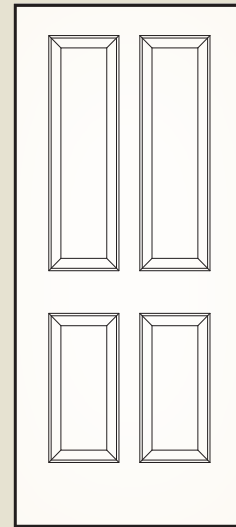
87101




87102



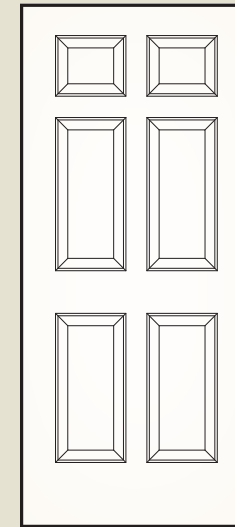
87103




87104




87105




87106



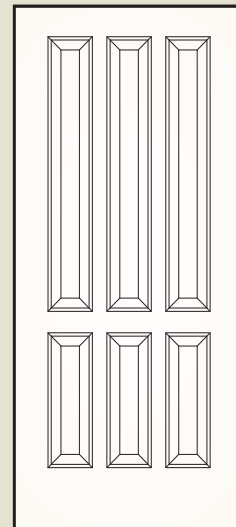
87301




87304




87404



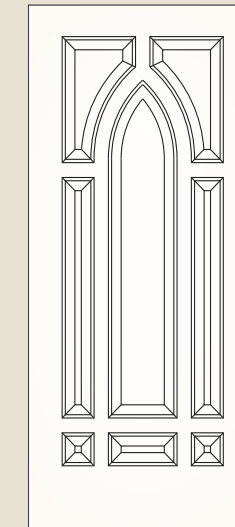
87521



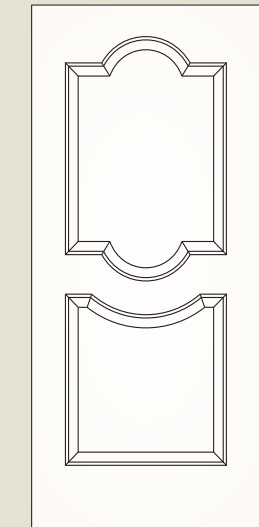
87525



87529



87532



87534



VIEW ENTIRE COLLECTION OF **OVATION DOORS**  
[simpsondoor.com/ovation](http://simpsondoor.com/ovation)

DOOR OPTIONS INCLUDE (SEE [SIMPSONDOOR.COM/OPTIONS](http://simpsondoor.com/options)):

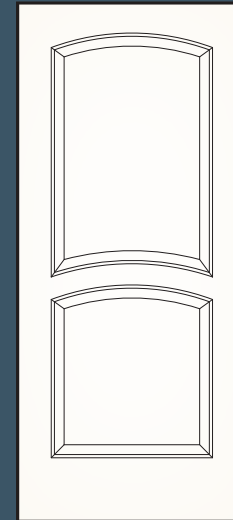


ANY  
 SIZE






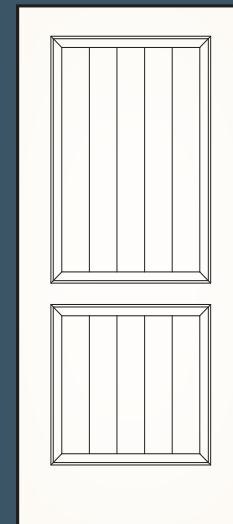
**87528**  
Ovation door



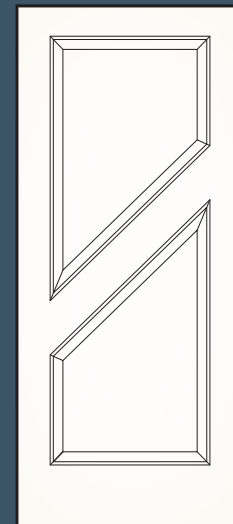
**87535**



**87536**



**87537**

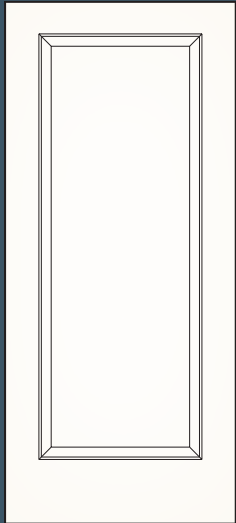


**87551**

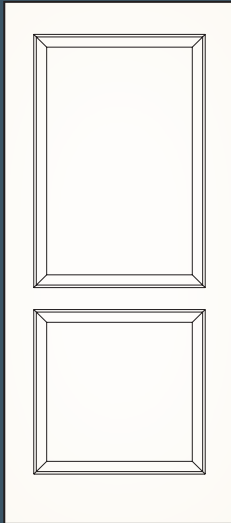


# ENCORE® ROUTER CARVED DOORS

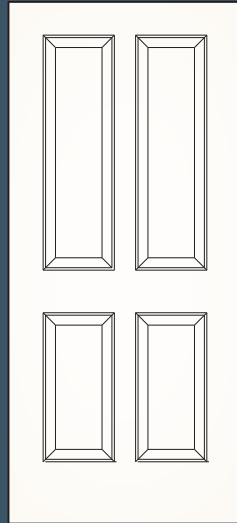
Router-carved LDF doors with foam core construction. Terrific value and lighter than standard MDF doors. Matching bifold doors available. Up to 90-minute fire-ratings available.



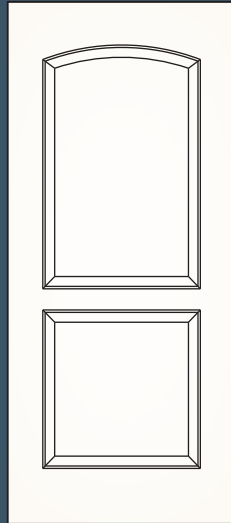
8511



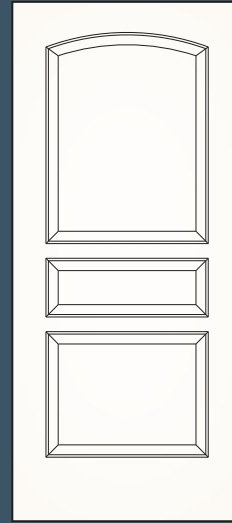
8512



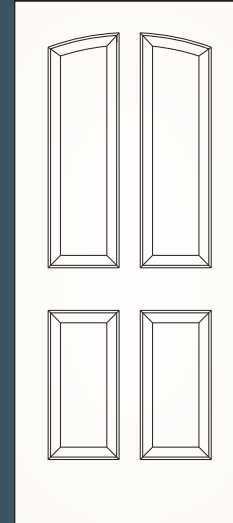
8514



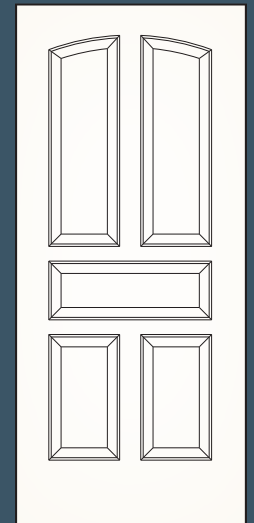
8522



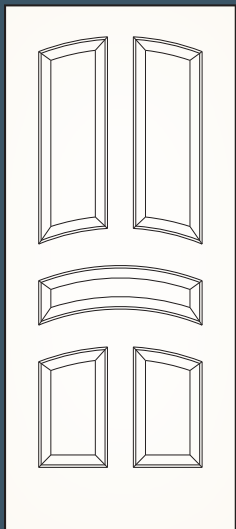
8523



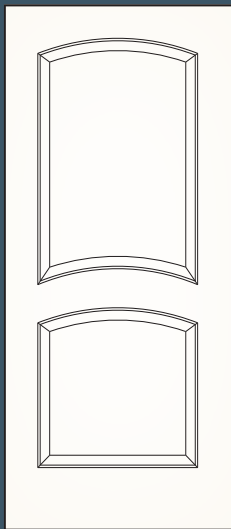
8524



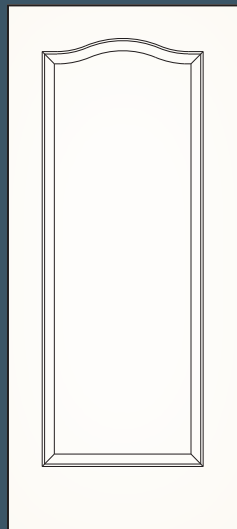
8525



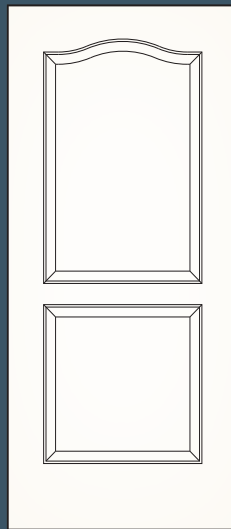
8528



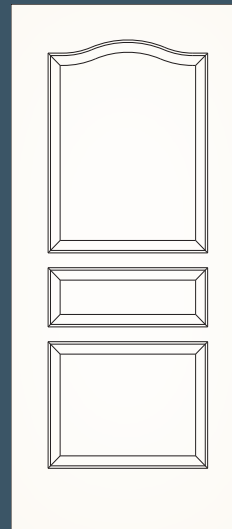
8529




8531




8532



8533



8543



8544



VIEW ENTIRE COLLECTION OF **ENCORE DOORS**  
[simpsondoor.com/encore](http://simpsondoor.com/encore)

DOOR OPTIONS INCLUDE (SEE [SIMPSONDOOR.COM/OPTIONS](http://SIMPSONDOOR.COM/OPTIONS)):







**8550**  
Encore® door



# CARE & FINISHING

Your Simpson door has been handcrafted to last for years to come. And like any piece of fine furniture, it needs proper finishing and periodic maintenance to keep it performing at its best. For a long-lasting, beautiful Simpson door, please follow the instructions as outlined in the care & finishing section of the Simpson website at [simpsondoor.com/care-finishing/](http://simpsondoor.com/care-finishing/). Failure to follow Simpson's care & finishing recommendations will void the door's warranty.

## FITTING AND HANGING

1. When hanging the door, allow adequate clearance for swelling of door or frame in damp weather. Allow approximately 3/16" clearance for swelling when the door is installed in fully dry conditions. Jambs must be plumb.
2. Do not cut doors down in height by more than 2" (1-1/2" maximum from bottom or 1" on doors with UltraBlock® technology, 1/2" maximum from top). Care should be taken in cutting doors down in width to avoid exposing engineered components. Use a sharp fine-tooth saw for trimming ends of doors.
3. Caution must be used to avoid impairing the strength of the door when fitting for locks. Allow at least 1" of wood back of mortise.
4. Use three hinges on doors up to 7' in height and four hinges on doors over 7'. Hinges must be set in a straight line to prevent distortion.
5. Jambs and stops must be set square and plumb.
6. For best performance and to meet the standard Simpson warranty, any exterior door should be installed under an overhang or with sufficient protection. Adequate overhang depends on typical weather conditions of the area where the door is installed, but at the minimum means an overhang projecting a distance from the structure equal to one half the distance between the bottom of the door and the bottom of the overhang (see figure 1).

7. If an adequate overhang is not feasible, Simpson offers a selection of products warranted for this application, including a five-year limited warranty on doors featuring WaterBarrier® technology and a ten-year limited warranty on Nantucket Collection™ doors.
8. Do not use dark colored stains or paints.
9. Immediately after cutting and fitting (before hanging), seal all cut surfaces and ends of door with an effective quality sealer. See exterior and interior finishing recommendation for complete instructions.
10. Prior to exterior exposure, doors must be finished with complete finish system.
11. To minimize heat loss and save energy, use weather stripping.

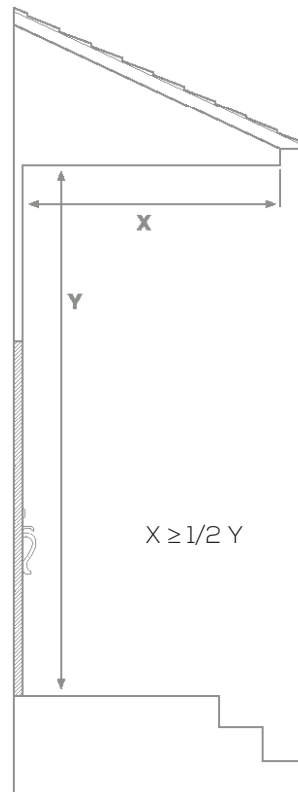


Figure 1

## MAINTENANCE

Your Simpson door's finish will require some simple, periodic maintenance to keep it looking great and provide proper protection against the elements. Regular finish maintenance is also a requirement of the warranty that's included with every Simpson door.

Here are some signs to watch for. They indicate that it's time for some simple, easy-to-perform maintenance:

- Hairline cracks in the top coat of finish.
- Changes in the color of the finish.
- Changes in the texture of the finish, such as flaking or scaling.
- Dullness or chalkiness in the finish.

If you live in a severe climate or your entry receives a lot of direct sunlight from a southern or western exposure, you'll want to examine your door's finish often. Depending on the conditions, you may also need to maintain the door finish more frequently.

It is important to note that wood has inherent dynamic qualities. Over time, small surface "imperfections" may appear, and the door may shrink or swell slightly as it "breathes" with climate changes. These characteristics are perfectly normal, reflecting the natural aging process of a wood door, and they should not be considered defects. To minimize these occurrences, protect your door with the right finish and an adequate overhang.

For more information on the care and finishing of a Simpson door, please visit: [simpsondoor.com/care-finishing](http://simpsondoor.com/care-finishing)



# WARRANTIES

When you engineer doors designed to last generations, you can feel confident in assuring their durability. That's why Simpson doors are backed by some of the strongest warranties in the business. Enjoy peace-of-mind from our industry-leading warranties that are strong, secure and long-lasting ... like our doors.

## SIMPSON® LIMITED WARRANTY

Simpson Door Company ("Simpson") warrants that each panel door bearing the Simpson brand and identification mark complies with Industry Standard NWWDA I.S.6. and all revisions in effect as of the date of manufacture, and Simpson further warrants, except as stated below, that each such door, at the time of the shipment from Simpson, is of good material and workmanship and free from defects that would render such door unserviceable or unfit for the ordinary, recommended use. The Simpson limited warranty applies to new doors other than those sold "as is". Warranty periods for specific doors and door components, and exclusions, follow:

### ONE YEAR EXTERIOR DOOR AND FIRE DOOR WARRANTY

For doors used in an exterior application, other than as specified herein, and for fire-rated interior doors, this warranty shall survive for one year after the date of shipment from Simpson. This warranty applies to doors properly sealed, finished and, in the case of exterior applications, hung in a location protected from exposure to direct sun or rain under normal conditions. See specific Fitting and Hanging instructions.

### TEN YEAR INTERIOR DOOR WARRANTY

For doors used in an interior application (defined as being exposed to controlled interior climactic conditions on both sides of the door), this warranty shall survive for ten years after the date of shipment from Simpson. This warranty applies to doors properly sealed, finished and hung. See specific Fitting and Hanging instructions. The ten year warranty on interior

doors does not apply to fire-rated interior doors, doors with resin panels, or doors used in commercial, hospitality or multi-family applications, in which case, the one year warranty will apply. The ten year warranty applies only to the original end-user and is not transferable.

### TEN YEAR NANTUCKET COLLECTION™ LIMITED WARRANTY

For Nantucket Collection doors—defined as using Nantucket construction methods—in Sapele Mahogany, Douglas Fir or Nootka Cypress wood species, this warranty shall survive for ten years after the date of shipment from Simpson. This warranty applies to doors properly sealed and finished per Simpson's Care and Finishing instructions. The ten year warranty on Nantucket Collection doors does not apply to doors used in commercial, hospitality or multi-family applications. Further, face-checking is considered a natural characteristic and shall not be considered a defect. The ten year warranty applies only to the original end-user and is not transferable.

### FIVE YEAR PERFORMANCE SERIES® WITH WATERBARRIER® TECHNOLOGY DOOR LIMITED WARRANTY

For all doors that include WaterBarrier technology over the exterior surface of the door, this warranty shall survive for five years after the date of shipment from Simpson. This warranty applies to doors properly sealed and finished per Simpson's Care and Finishing instructions. The five year warranty on doors with WaterBarrier technology does not apply to doors used in commercial, hospitality or multi-family applications. The five year warranty applies only to the original end-user and is not transferable.

### FIVE YEAR PERFORMANCE SERIES® WITH ULTRABLOCK® TECHNOLOGY DOOR LIMITED WARRANTY

For all doors that include UltraBlock technology in the bottom of the door stiles, this warranty shall survive for five years after the date of shipment from Simpson. This warranty applies to the stiles and bottom rails of doors properly sealed, finished and, in the case of exterior applications, hung in a location protected from exposure to direct sun or rain under normal conditions. See specific Fitting and Hanging

instructions. Other door components are subject to Simpson's one year limited warranty.

### TEN YEAR INSULATED GLASS LIMITED WARRANTY (CARDINAL GLASS)

Simpson Door Company warrants that standard clear insulated glass units from Cardinal Glass will not, for a period of ten (10) years after the date of shipment from Simpson, develop material obstruction of vision between the interior glass surfaces caused by failure of the hermetic seal. This warranty shall not apply to units with broken glass, glass units installed by others, or units that have retrofit films applied. Simpson's liability under this warranty shall be limited to shipping a replacement glass unit. Cardinal glass is used in Simpson exterior one-lite doors and exterior doors made with simulated divided lite (SDL) construction.

### FIVE YEAR LIMITED INSULATED GLASS WARRANTY

Simpson Door Company warrants that standard clear insulated glass units will not, for a period of five (5) years after the date of shipment from Simpson, develop material obstruction of vision between the interior glass surfaces caused by failure of the hermetic seal. This warranty shall not apply to units with broken glass, glass units installed by others, or units that have retrofit films applied. Simpson's liability under this warranty shall be limited to shipping a replacement glass unit.

### LIMITED LIFETIME INNERBOND® WARRANTY

Simpson further provides a limited lifetime warranty on Innerbond panels against splitting through the entire panel due to rain, sun, weather, and other such factors exclusive of major calamity.

In the event an Innerbond panel splits through, Simpson will ship a replacement door. If Simpson has discontinued manufacturing the door type/style with the Innerbond panel warranty claim, Simpson will issue a replacement door equal to or less than the original price of the original door purchase.

For more information on these warranties or for details on limitations, exclusions or how to make a claim, please visit: [simpsondoor.com/warranties](http://simpsondoor.com/warranties). 99



# DOORS INDEX

By Design Number

Doors shown in fir unless otherwise noted.

ITEM #	PAGE
20	74
20 in knotty alder	73
30	74
33	75
43	72, 75
44	72
46	72
54	72
55	69, 72, 74
63	72
65	75
66 in oak	72
82 in knotty alder	72
82 in sapele mahogany	74
160	74
162	75
282	81
465	72
701	70
702 in western hemlock	70
720 in cherry	70
755	68, 70
760	70, 71
766 in maple	70
782	70
1120	75
1182	75
1251	80
1252	80
1253	80
1256	80
1303 in cherry	81

ITEM #	PAGE
1305	81
1306	81
1308 in maple	81
1309	104
1309 in walnut	80
1310	81
1401 in nootka cypress	81
1416	81
1420	81
1421	81
1426	81
1430	81
1431	81
1436	81
1501	84
1501 in cherry	78
1501 in sapele mahogany	79
1505	82
1590	84, 85
1592	85
1593	85
1594	85
1595	85
1596	84
1597 in knotty alder	84
1603	80, 82
1604	82
1605	82
1606	82
1607 in white birch	82
1621	82
1644	69
3010	27
4041	27
4073 in sapele mahogany	26
4155	27

ITEM #	PAGE
4234	38
4242	38
4272	39
4284	38
4294	38
4302	26
4570	26
4583	26
4608 in cherry	26
4612	26
4914	25
4915	25
4925	29
4926	29
4931	82
4941	82
4945	49
4946	49
4947	49
4948	49
4962	51
4963	51
4967 in sapele mahogany	17
4968 in sapele mahogany	51
4972 in sapele mahogany	29
4974	28, 29
4975	29
4976	29
4977	28, 29
4985 in cherry	17
4986 in cherry	17
6316	37
6316 in sapele mahogany	36
6326	37

ITEM #	PAGE
6356	37
6366	37
6420	24
6422	24
6424	27
6470 in knotty alder	26
6494	26
6514 in poplar	37
6542	37
6574	37
6801	32
6802 in hickory	32
6821 in sapele mahogany	31
6841	3
6861	30, 31
6882	104
6901	24
6902	24
6903 in maple	24
6921	32
6961	32
6962	32
6962 in knotty alder	33
6982	32
6992	32
7001 in knotty alder	56
7002	56
7008 in oak	63
7010 in ponderosa pine	56
7031	62, 64
7035	62, 64
7037	56
7044	65, 66
7050	57
7051	57
7056	57

ITEM #	PAGE
7081	63, 65
7104	56
7105	56
7106	56
7109 in walnut	56
7114	65
7118 in maple	63, 65
7122	56
7130	50, 51
7132	51
7151	57
7152 in hemlock	56
7153	56
7156	57
7170	60
7171	60
7176	60
7180	60
7181	60
7186	60
7214	35
7218 in knotty alder	35
7220 in knotty alder	53
7222	35
7228	1
7228 in sapele mahogany	35
7230	53
7244	6, 35
7255	53
7282	53
7284 in maple	53
7306 in quarter sawn red oak	35
7318	63, 65
7324	35
7382	63
7403	48, 58



ITEM #	PAGE
7404 in cherry	48, 58
7405	48, 58
7406	48, 58
7407 in white birch	48, 58
7408	48, 58, 59
7409	48, 49, 58
7410 in walnut	48, 58
7411	48, 58
7421	48
7427	40, 48, 58
7428	Cover, 4
7429	14
7435	62, 64
7444	65, 66
7465 in knotty alder	51
7482	63, 65
7501 in sapele mahogany	61
7504	61
7522 in knotty alder	61
7526	61
7528	61
7570	63
7571	63
7592	27
7604	60
7614	60
7621	60
7626	60
7631	60
7635	62, 64
7636	60
7644	65, 66
7660	67
7662	17, 67
7664	67
7682	63, 65
7860	67

ITEM #	PAGE
7944 in ponderosa pine	66
7998	63, 65
8001	87
8009	87
8010	87
8015	87
8020	88
8021	88
8055	88
8082	88
8120	88
8211	91
8212	91
8213	91
8214	90, 91
8215	91
8216	91
8221	91
8222	91
8223	91
8224	91
8225	91
8226	91
8231	91
8232	91
8311	91
8312	91
8313	91
8314	91
8315	91
8316	91
8321	91
8322	91
8323	91
8324	91
8325	91
8326	91

ITEM #	PAGE
8331	91
8332	91
8411	87
8490	87
8492	87
8494	87
8496	87
8511	96
8512	96
8514	96
8522	96
8523	96
8524	96
8525	96
8528	96
8529	96
8531	96
8532	96
8533	96
8543	96
8544	96
8550	97
8700	88
8702	88
8720	88
8730	69
8733	87
8735	87
8755	88
8760	88
8762	89
8780	88
8782	69, 88
36803	104
36833	31
36843	31
36852	31
36863	32

ITEM #	PAGE
36872	31
36882	104
36933	32
36942	31
37010 in ponderosa pine	56
37015	54
37035	62, 64
37050	57
37056	57
37104	56
37105	56
37106	56
37109 in walnut	56
37122	56
37151	57
37152 in hemlock	56
37153	56, 57
37156	57
37170	60
37176	60
37180	60
37186	60
37214	35
37218	34
37218 in knotty alder	35
37222	35
37228 in sapele mahogany	35
37244	35
37318	63, 65
37382	63
37418	104
37435	62, 64
37444	65, 66
37482	63, 65
37504	61

ITEM #	PAGE
37506	66
37522 in knotty alder	61
37526	61
37528	61
37570	63
37598	27
37604	60
37614	60
37626	60
37635	2, 54, 62, 64
37636	60
37644	65, 66
37660	67
37662	67
37664	67
37680	2
37682	63, 65
37944	55, 62
37944 in ponderosa pine	66
37998	63, 65
49801 in cherry	76
49802 in red oak	76
49803	76
49812	3, 76
49812 in knotty alder	77
49812 in knotty alder weathered with gray finish	76
49813 in walnut	76
49815 in knotty alder	76
49822	76
49823	76
49824	76
49841 in cherry	51



ITEM #	PAGE
49842 in oak	51
49852 in knotty alder	51
49853	52
49853 in walnut	52
49858	51
49865	51
49866	51
49900	2, 41, 43
49901 in sapele mahogany	41
49902	41
49903	41
49904 in maple	41
49905	42
49906 in walnut	42
49907	42
49908	11, 42, 43
49909 in cherry	42
49911	41
49912	41
49913	41
49914	41
49918	42
49919	42
49920 in Douglas fir & sapele mahogany	43, 44
49921 in maple & walnut	44
49922 in cherry, walnut & maple	44
49923 in cherry & walnut	44
49925 in Douglas fir & sapele mahogany	44
49926	41

ITEM #	PAGE
49926 in cherry	43
49930	83
49931	83
49932	83
49932 in sapele mahogany	83
49940 in cherry	47
49940 in sapele mahogany	46
49941	46
49942	46
49943	46
49944 in walnut	46
49945	46
49946	46
49947	46
49948	46
49949	46
49950	45
49951	45
49952 in walnut	44
49953 in maple & walnut	45
49954 in maple & walnut	45
49955 in sapele mahogany & Douglas fir	45
49965 combines reclaimed fir and pine	76
49966 combines reclaimed fir and pine	76
49970	43
49971	43
49972	43
49973 in maple	42
49980	47

ITEM #	PAGE
49981 in cherry	47
49982	47
49983	47
70720	53
70760 in cherry	53
70762	53
70782	53
70784	53
77002 in sapele mahogany	22
77010	23
77015	22
77082	22
77103	22
77105 in nootka cypress	22
77122 in sapele mahogany	22
77130	20
77132 in sapele mahogany	20
77144 in nootka cypress	20
77501 in sapele mahogany	21
77504	21
77508 in nootka cypress	22
77512 in nootka cypress	21
77512 in sapele mahogany	22
77598	21
77660 in sapele mahogany	20
77664	20
77684 in nootka cypress	20

ITEM #	PAGE
77860	18, 19
77943 in sapele mahogany	21
77944 in nootka cypress	20
77944 in sapele mahogany	23
84101	92
84102	92, 93
84104	92
84202	92
84203	92
84509	92
84516	92
84517	92
84518	92
84536	93
84539	93
84563	92
84593	92
84618	92
84626	92
84633	92
84642	93
84645	93
87101	94
87102	94
87103	94
87104	94
87105	94
87106	94
87301	94
87304	94
87404	94
87521	94
87525	94
87528	95
87529	94

ITEM #	PAGE
87532	94
87534	94
87535	95
87536	95
87537	95
87551	95
88405	85
88421	85
88422	85
88424	84
88463 in walnut	85
88466	84
89801	87
89812	87
89815	86, 87



# DOORS INDEX

By Product Name

ITEM #	PAGE
Avondale® I	31
Avondale® III	104
Bellaire®	27
California Poppy® II	32, 33
Catalina I	27
Chateau Michelle™	26
Coastal Surf®	24
Colonial VIII	27
Cortez™ III	31
Designer 9 Dresden	27
Embarcadero® II	39
Empress® Alexandra	26
Exeter™	37
Four Square™ II	32
Full Bloom®	26
Greenwich™	37
Holbrook® II	31
Laredo I	26
Lombard®	25
Newport	85
Normandy®	84
Northwest Garden® II	32
Palomar™ II	32
Pamplona®	24
Pillar Point®	24
Plymouth™	37
Portsmouth™	37
Portsmouth™ IV	38
Prairiefield®	84
Queen Anne®	26
Queen Anne® IV	38
Ravenna™ I	32
Santa Fe	26
Scarborough®	36, 37
Scottsdale Cactus™ III	32
Shelburne®	37

ITEM #	PAGE
Solano®	3
St. Tropez IV	38
Stratford® Abbey™	26
Stratford®	26
Talcott® III	31
Terrace Ridge®	24, 85
Torrance® I	31
Tudor II	27
Tuscany™	37
Valencia™ II	31
Venetia®	27, 84
Venetia® II	38
Waterton	85
Windsor	85

# SIDELIGHT INDEX

By Design Number

Doors shown in fir unless otherwise noted.

ITEM #	PAGE
1701 in sapele mahogany	79
1709 in walnut	80
1712	80
4052	27
4235	38
4322	26
4575	26
4586	26
4609 in cherry	26
4613	26
4614	26
4973 in sapele mahogany	29
6170	32
6171	3, 31

ITEM #	PAGE
6172	31
6173	31
6174	31
6175	30, 31, 32
6176	32
6177	31, 32
6178	32
6179	32
6181	32
6181 in knotty alder	33
6182	32
6184	32
6185	32
6186	32
6187	32
6190 in maple	24
6191 in maple	24
6347	37
6347 in sapele mahogany	36
6421	24
6423	24
6425	27
6471 in knotty alder	26
6497	26
7162 in hemlock	56
7213	35
7215	35
7219 in knotty alder	35
7260	67
7593	27
7663	67
7701	63
7701 in maple	63
7702	63, 66
7705	63
7801 in sapele mahogany	61
7802	61

ITEM #	PAGE
7804	61
7810 in walnut	48, 58
7811	48, 58
7813	48, 58
7814 in cherry	48, 58
7815	48, 58
7816	48, 58
7817 in white birch	48, 58
7818	48, 58
7819	48, 58
37162 in hemlock	56
37213	35
37215	35
37219 in knotty alder	35
37599	27
37663	67
37681	2
37705	63
37802	61
37804	61
49910	41
77260	18,19
77599	21
77663 in nootka cypress	20
77701	22
77701 in sapele mahogany	22
77703 in nootka cypress	20
77705	22
77801 in sapele mahogany	21
77802	21
77804 in sapele mahogany	22
77843 in sapele mahogany	21

# TRANSOM INDEX

By Design Number

Doors shown in fir unless otherwise noted.

ITEM #	PAGE
4733	27
4775	26
6746	37
6746 in sapele mahogany	36
6781	32
6782	32
6784	31
6784 in sapele mahogany	31
6787	31
7751	32, 63
37752	2, 66
37755	96, 104













Proudly Supplied By



815-965-9439 | [www.rivercitymillwork.com](http://www.rivercitymillwork.com)