



Consider the Possibilities





# About JELD-WEN

## DEDICATION FROM DAY ONE

Since 1960, when JELD-WEN began with one millwork plant, we've been dedicated to crafting windows and patio doors that enhance the beauty and functionality of your home. Today we continue that tradition with products that are durable and worry-free. It's the result of innovation as a driving force in all that we do.

It begins in the forests where we harvest our premium lumber. In addition to responsible reforestation practices, we reuse and recycle as much of our raw resources as possible. Innovation is also at the heart of our design and manufacturing process. With JELD-WEN, you can expect products that are more than just beautiful on the outside. The inner workings of our windows and doors are engineered to function flawlessly for years to come.



# Contents

AuraLast®	4
EpicVue®	6
Custom Wood Series	8
Custom Wood Windows	10
DF™ Hybrid	11
Siteline® Wood Windows	12
W-2500™, W-2500 with Traditional Sash	14
LaCantina™	16
Patio Doors	17
Premium™ Vinyl	18
Builders™ Vinyl	21
Intro to Doors	23
Aurora®	25
IWP® Custom Wood Interiors	26
Design-Pro™ and Smooth-Pro™	28
Craftsman Collection	29
Custom Wood Interior Doors	31
Karona™	32
Diamond Plate	33
Studio™ Collection	34
MODA™	35
Monroe®	36
Craftsman and Madison®	37
MiraTEC®	38
Extira® Panels	39
Warranty	40
Builder Awards	41
Architectural Services Group	42
Electronic Resources	43

# AuraLast™

AuraLast® pine is a patented wood product that provides protection against wood rot, water damage and termites. This water-based process fortifies wood all the way to the core, providing an exclusive level of protection you'll only find through JELD-WEN.

LIMITED  
**LIFETIME**  
WARRANTY





#### EASY ON THE ENVIRONMENT

Water-based treatment releases up to 96 percent fewer volatile organic compounds (VOCs) during the manufacturing process than traditional solvent-based methods.



#### WET WEATHER PROTECTION

Whatever the climate, AuraLast® protects against water damage and rot like no other. Whether it's humidity, storms or dampness, AuraLast® pine stands up to the rigors of wet weather.

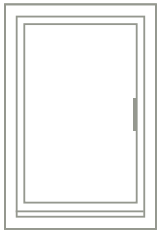


#### TERMITE PROTECTION

Termites can be devastating to windows and doors, but not to those built with AuraLast® pine. It safely and effectively repels termites, preserving the beauty of your investment.


# EpicVue®

A VIEW THAT'S A  
BREATH OF FRESH AIR



## CASEMENT

Hinged at the side, this window opens up design options for many rooms in the home.




## DIRECT-SET, CORNER

Minimal frames make it possible for glass to extend farther, even with corner windows.




## AWNING

This versatile style is hinged at the top to open out from the bottom in an upward swing.



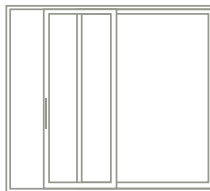
## FIXED, GEOMETRIC

Experience wide-open views.




## SWINGING PATIO DOOR

Our systems offer over 300 configurations while delivering styles to accommodate any design preference.



## GLIDING PATIO DOOR

Asymmetrical sizing options make these doors truly special. Panels of different sizes can be ordered to fit the specific needs of a room or patio, creating exactly the right opening space and light source desired.



## FOLDING WALL SYSTEM

This innovative system opens wide to welcome the outdoors inside. Easy to operate and built to last, it creates space like no other.

# Interior and Exterior Options

Whatever your style, EpicVue® offers possibilities. Choose from a variety of stains, colors, hardware and finishes to complete the look you desire.

## INTERIOR STAINS



Wheat Cider Fruitwood Cordovan



Walnut Warm Mocha Clear Lacquer

## INTERIOR WOOD SPECIES



Primed Pine Cherry Red Oak Vertical-Grain Douglas Fir



Walnut White Oak Reclaimed Fir Knotty Alder Mahogany

## INTERIOR PAINT COLORS



Brilliant White Ivory Desert Sand Black Licorice Steele Gray Smoke

## ANODIZED FINISH SAMPLES



Clear Champagne Light Bronze Medium Bronze Dark Bronze Black

## EXTERIOR PAINT AND CLAD OPTIONS



Brilliant White White Bone White French Vanilla Luxury Cambridge Heirloom White Ivory Mocha Cream Pueblo Tan Haverstraw



Rosewood Redwood Mesa Red Scarlett Haze Garnet Liberty Blue Deep Summer Cascade Capri Blue Hudson Blue



Wedgewood Blue Mosaic Green Teal Sea Foam Ivy Hunter Green Clover Mist Dark Ivy Hartford Green Black Emerald



Smoke Arctic Silver Desert Sand Luxury Champagne Light Buckskin Dark Buckskin Steele Gray Sage Brown Dark Chocolate Black Licorice



Luxury Bronze Chestnut Bronze

# Custom Wood Series

## WHERE POSSIBILITY IS REALITY

If you can imagine it, chances are we can create it. Charm. Character. One-of-a-kind beauty. Our Custom wood windows deliver. They are handcrafted from the finest woods in a wide range of unique designs and luxurious options, with surface texturing and antiquing as well as trim designs. Create windows that are truly your own.



### AWNING

These versatile windows are compatible with a variety of architectural styles. They are hinged at the top and swing out from the bottom to open. They feature dual-lock levers for smooth, easy operation and increased security. Wood windows built with AuraLast® wood provide protection against wood rot, water damage and termites.



### CASEMENT

Add a sense of elegance to any project with casement windows. In addition to being hinged at the side, this option swings outward to open for full ventilation. Wood windows built with AuraLast® wood provide protection against wood rot, water damage and termites.



### DOUBLE-HUNG

Whether you're considering windows for historic renovations, commercial projects, mixed-use developments or residential use, double-hung windows can work for you. No other windows convey traditional American design like our double-hung windows. They feature an upper and lower sash that slide vertically past each other in a single frame. The sash tilts in for easy cleaning.





### SWINGING PATIO DOOR

These single or French patio doors swing either out or in on side hinges. Our swinging patio doors offer large doors (10' high x 7' wide) and comes in 1.75" and 2.25" panel thickness.





## EXTERIOR PAINT AND CLAD OPTIONS

									
Brilliant White	White	Bone White	French Vanilla	Luxury Cambridge	Heirloom White	Ivory	Mocha Cream	Pueblo Tan	Haverstraw
									
Rosewood	Redwood	Mesa Red	Scarlett Haze	Garnet	Liberty Blue	Deep Summer	Cascade	Capri Blue	Hudson Blue
									
Wedgewood Blue	Mosaic Green	Teal	Sea Foam	Ivy	Hunter Green	Clover Mist	Dark Ivy	Hartford Green	Black Emerald
									
Smoke	Arctic Silver	Desert Sand	Luxury Champagne	Light Buckskin	Dark Buckskin	Steele Gray	Sage Brown	Dark Chocolate	Black Licorice
									
Luxury Bronze	Chestnut Bronze	Bright Copper	Speckled Patina Copper	Hand-Rubbed Patina Copper					

# Custom Wood Windows

## POSSIBILITIES AWAIT

Create the windows of your dreams. Our craftspeople design and construct your one-of-a-kind project. Custom wood windows are handcrafted with the finest woods using unique designs and premium options.

### WOOD SPECIES




Pine      Cherry      Oak      Custom Species      Walnut



Reclaimed Fir      Knotty Alder      Mahogany      Vertical-Grain Douglas Fir



AWNING



CASEMENT



FIXED GEOMETRIC



DOUBLE-HUNG



SLIDING



TILT & TURN



SWINGING PATIO



SLIDING PATIO



# DF™ Hybrid

## STYLE AND SUBSTANCE

Add lasting beauty with the performance of vinyl and look and feel of clad aluminum. Our DF™ Hybrid windows contain thoughtful design elements like brickmould and grille choices. You can choose different interior and exterior colors so the windows match seamlessly. Make a statement that's stylish, functional and modern.

### STANDARD COLORS



Slate      Commercial Brown      Pebble



Anodized      Black      DF White



AWNING



CASEMENT



FIXED



SPECIALTY



PICTURE



FOLDING WALL SYSTEMS



SWINGING PATIO DOOR



# Siteline® Wood Windows

CRAFTSMANSHIP AND QUALITY IN ONE

Siteline® wood windows offer many ways to help customize spaces. Our wood products offer unique design and a world of possibilities for showcasing various styles without compromising on design or style.



CASEMENT



FIXED, RADIUS  
AND GEOMETRIC



DOUBLE-HUNG



AWNING



FOLDING WALL  
SYSTEM



SLIDING PATIO  
DOOR



SWINGING PATIO  
DOOR

# Interior and Exterior Options

## PERSONALIZE

Choose from a variety of stains, colors, hardware and finishes to complete the look you desire.

### INTERIOR OPTIONS



AuraLast®  
Wood Primed  
or Pine



Mixed-Grain  
Douglas Fir



Alder

### STANDARD INTERIOR FINISHES


1. Brilliant White
2. Ivory
3. Desert Sand
4. Clear Lacquer
5. Wheat
6. Cider
7. Fruitwood
8. Cordovan
9. Walnut



### STANDARD CLAD COLORS



Brilliant  
White



French  
Vanilla



Desert Sand



Mesa Red



Hartford  
Green



Chestnut  
Bronze



Black



Arctic Silver




Dark  
Chocolate

### OPTIONAL CLAD COLORS



Bone White



Heirloom  
White



Ivory



Smoke



Steele Gray



Cascade



Redwood



Sage Brown



Sea Foam



Hunter  
Green



Luxury  
Bronze



Mocha  
Cream



Dark  
Buckskin

### ANODIZED FINISH COLORS



Clear



Champagne



Light Bronze



Dark Bronze



Medium  
Bronze



Extra-Dark  
Bronze



Black

# W-2500™

## DESIGNED TO LAST

Cost-effective, efficient and stylish, the W-2500™ is perfect for many applications. Enjoy real wood windows without the worry because the W-2500 Series is constructed from AuraLast® wood. Our W-2500 with traditional sash is customizable in 1/8" increments, colors and hardware and offers many possibilities.



CLAD CASEMENT



CLAD AWNING WITH TRADITIONAL SASH



CLAD CASEMENT WITH TRADITIONAL SASH



CLAD AWNING



CLAD DOUBLE-HUNG



CLAD FIXED, RADIUS AND GEOMETRIC



DOUBLE-HUNG WITH TRADITIONAL SASH



FIXED, RADIUS AND GEOMETRIC WITH TRADITIONAL SASH



SLIDING PATIO DOOR



WOOD DOUBLE-HUNG



WOOD FIXED, RADIUS AND GEOMETRIC



WOOD CASEMENT



WOOD AWNING



CLAD COLORS AVAILABLE IN ALL PRODUCT SERIES



Brilliant  
White



French  
Vanilla



Desert  
Sand



Chestnut  
Bronze



Black



Mesa Red



Hartford  
Green



Arctic Silver



Dark  
Chocolate



Photo credit: Build LLC

# LaCantina™

## DEDICATED TO INSPIRING OPENINGS

LaCantina™ doors offer dynamic, lifestyle changing solutions. Transform your living environment with open spaces by replacing a wall or typical patio door with a LaCantina folding or multi-slide system.





# Patio Doors

## EXTENDING YOUR SPACE

JELD-WEN offers a broad product line with choices from aluminum to custom wood. Color, sizing and panel configuration options are available. Choose sliding or swinging patio doors. For larger areas, consider a door wall system.



# Premium™ Vinyl

## MODERN STYLE, AFFORDABLE LUXURY

Known for their beauty, energy efficiency, low maintenance and modern style, JELD-WEN Premium™ Vinyl windows and patio doors add style and functionality to any application. Optional even sight lines create a clean look, allowing them to be combined with other JELD-WEN windows.



CASEMENT



TILT DOUBLE-HUNG



TILT SINGLE-HUNG



FIXED, RADIUS  
AND GEOMETRIC WINDOWS



AWNING



BOW



BAY



SINGLE SLIDING WINDOW



MULTI-SLIDE  
PATIO DOOR



SLIDING PATIO DOOR



## FRAME OPTIONS



FLUSH FRAME\*\*



INTEGRAL NAIL FIN



POCKET FRAME



FLAT CASING FRAME\*\*



RETROFIT  
BRICKMOULD FRAME

## INTERIOR LAMINATE WOODGRAIN



Light Oak\*\*    Dark Oak\*\*

## STANDARD VINYL FINISHES



Brilliant  
White    Desert  
Sand    Almond

## EXTERIOR FINISHES



Desert Sand    French Vanilla    Mesa Red    Hartford Green    Arctic Silver    Chestnut Bronze    Dark Chocolate    Black

Options available include: performance glass, decorative grilles, window and patio door hardware and screens.

\*\*Subject to regional availability.



## HARDWARE AND FINISHES



STYLE CAM-LOCK

### STYLE CAM-LOCK FINISHES \*\*



Chestnut  
Bronze

Antique  
Brass

Brushed  
Chrome

Polished  
Brass

White

Desert Sand

Almond



WEN-LOCK®

### WEN-LOCK®



White

Desert Sand

Almond

\*\*Subject to regional availability.

Actual colors may vary from the samples displayed and are subject to regional availability. Check with your dealer for details.

# Builders™ Vinyl

## ATTRACTIVE AND ENERGY EFFICIENT

Yes, you really can have it all. Builders™ Vinyl windows are beautiful, energy efficient and have an easy-to-maintain exterior, all backed by a Lifetime Limited Warranty. So, you have more time to enjoy your home.



BAY



DOUBLE-HUNG



FIXED, RADIUS AND  
GEOMETRIC



SINGLE-HUNG




SLIDING



SLIDING PATIO

### VINYL FINISHES



White



Desert Sand



Almond

### EVERTONE™ EXTERIOR COLORS



Chestnut  
Bronze



Black



Dark  
Chocolate



Desert Sand

### FRAME OPTIONS



Flush Fin\*\*



Integral  
Nailing Fin



Pocket/Block  
Frame

\*\*Subject to regional availability.



IWP® CUSTOM  
WOOD  
EXTERIOR



AURORA® CUSTOM  
FIBERGLASS  
EXTERIOR



STEEL  
EXTERIOR



CUSTOM WOOD  
INTERIOR

# JELD-WEN® Doors

## BEAUTY AND PERFORMANCE IN ONE

Our interior and exterior doors epitomize detail and craftsmanship. A deeper look through our exterior doors reveals a unique combination of security, energy efficiency and lasting protection. Our interior doors use sustainable materials designed to resist shrinking, swelling, cracking and joint separation. They are sure to complement any space. Every door we make is designed to perform well and to open and close easily.



STUDIO™  
COLLECTION



MODA™  
INTERIOR



MONROE®



KARONA™




## DETAILS THAT DAZZLE



Woodgrain Stain Colors



Speakeasies




Glass Options




Straps



Clavos



Caming



Door Knockers



EMTEK® Hardware



# Aurora®

## FIBERGLASS: BEAUTIFUL AND DURABLE

When you want the look, feel and craftsmanship of wood without the maintenance, Aurora® patented fiberglass exterior doors are a perfect choice. Get inspired with designs that are crafted by hand, one door at a time.

### ESTATE™ COLLECTION



**A1202** | Knotty Alder Woodgrain Radius Top Panel Door, Cashmere Finish, Optional Speakeasy and Bordeaux Grille in Dark Patina

### CRAFTSMAN COLLECTION



**A312 Door and A1103 Sidelites** | Mahogany Woodgrain Antique Caramel Finish, X Glass, Optional Shelf

### CLASSIC COLLECTION



**A110** | Paint Surface Panel Door, Custom Finish

### DECORATIVE GRILLE DOORS



**A5037** | Knotty Alder Woodgrain Door, Mocha Finish, Clear IG Glass with Chateaux™ Grille in Dark Patina

### PATIO DOOR COLLECTION




**A5506** | Mahogany Woodgrain Segment Top SDL Doors, Mocha Finish, Clear IG Glass

# IWP® Custom Wood Exteriors


## WOODGRAIN STAIN COLORS

We offer seven distinctive woodgrain species, in a range of finishes, for each door we make. A machine cannot replicate the distinctive qualities of something fashioned and carved by hand. With all the wood species, finishes, glass and hardware, every IWP® custom wood door creates a distinctive entry.


### GENUINE MAHOGANY—*Swietenia macrophylla*




### RED GRANDIS—*Eucalyptus grandis*




### ALDER\*—*Alnus rubra*




### RED OAK—*Quercus rubra*




### AFRICAN MAHOGANY—*Khaya ivorensis*



### CHERRY—*Prunus serotina*



### WALNUT\*—*Juglans nigra*



\*With a clear finish, variances in woodgrain and color are more apparent. Filled nail holes are also more noticeable.

\*\*IWP® custom door tint finishes include white wash and pebble gray mist. These finishes are created with a wash process, which involves wiping paint on the door surface and immediately wiping it off, so only surface highlights remain. This process purposely does not produce the color consistency of typical penetrating stains, such as chappo, cherry or merlot.



### PAINT SURFACE COLORS



For a versatile appearance, select one of our paint surface colors. These options are available for any IWP® Custom wood or Aurora® custom fiberglass door design. Along with the standard paint surface colors shown here, we can match any JELD-WEN® Custom wood window clad color or whatever paint color you select; simply provide us with a 4" x 4" paint sample.

### ANTIQUÉ FINISHES

We offer antique finish colors for our door designs. This look is achieved through a multistep process that begins with applying a base stain for basic, overall color. Next, a stain is applied between the moldings, panels and character marks to highlight these areas.



### DISTRESSED TEXTURE

Doors in our Estate™ Collection are available with a distressed surface texture, which gives the doors an aged appearance. To create this texture, we simulate random wormholes and apply character marks to the door's stiles, rails, panels and moldings. To accentuate these marks, we recommend knotty alder woodgrain and an antique finish.

Distress marks





# Design-Pro™ and Smooth-Pro™

## FIBERGLASS WOODGRAIN

Our Design-Pro™ Collection is carefully crafted to resemble natural woodgrain. High-definition panels with wider profiles provide more depth and authenticity than traditional fiberglass doors. All Design-Pro™ doors are constructed with aesthetics, energy efficiency and low maintenance in mind.

Our Smooth-Pro™ Collection contains a light paintbrush-stroke technique which enables the doors to arrive ready for paint without the need for sanding or scuffing the surface. Many Smooth-Pro™ designs are available in direct glazed, offering wider viewing areas.

### DESIGN-PRO™ DOOR COLLECTION



Mahogany

Oak

Fir

### SMOOTH-PRO™ DOOR COLLECTION



Smooth




# Craftsman Collection

## EXTERIOR STEEL

Our Craftsman Collection offers a fresh contemporary look that complements interior doors and allows design flexibility. Our steel exterior doors provide dependable performance, security and peace of mind.

These doors come primed and ready to paint and coordinate with a wide variety of design styles.



1-PANEL



3-PANEL



ESTATE™  
COLLECTION



**E1204** | Distressed Knotty Alder Door,  
Antique Chappo Finish

CRAFTSMAN  
COLLECTION



**E0311** | Cherry Door,  
Clear Finish

CLASSIC  
COLLECTION



**E2050** | Genuine Mahogany Door,  
Ebony Finish

FRENCH  
DOORS



**E0442** | Genuine Mahogany Door,  
Chappo Finish, Clear Glass


# Custom Wood Interior Doors

## YOUR DOORS, YOUR POSSIBILITIES


Express yourself with a work of art that functions as your interior door. Custom wood interior doors combine the beauty of real wood with fine craftsmanship.

### WOOD SPECIES AND FINISHES


#### GENUINE MAHOGANY—*Swietenia macrophylla*




#### RED GRANDIS—*Eucalyptus grandis*




#### ALDER\*\*\*—*Alnus rubra*




#### RED OAK—*Quercus rubra*




#### AFRICAN MAHOGANY—*Khaya ivorensis*



#### CHERRY—*Prunus serotina*



#### WALNUT\*\*\*—*Juglans nigra*



#### SMOOTH SURFACE PAINT OPTIONS



\*With a clear finish, variances in woodgrain and color are more apparent. Filled nail holes are also more noticeable.

\*\*IWP® custom door tint finishes include white wash and pebble gray mist. These finishes are created with a wash process, which involves wiping paint on the door surface and immediately wiping it off, so only surface highlights remain. This process purposely does not produce the color consistency of typical penetrating stains, such as chappo, cherry or merlot.

\*\*\*Available in knotty alder and knotty walnut.



# Karona™

## CUSTOMIZED PERFORMANCE ART

What makes Karona™ special? It's the details: the substantial heft of wood veneer, the smooth finish and shadow lines of a raised panel. From residential doors to conference room entryways, this door offers possibilities, including the option to create your own.

KARONA  
by JELD-WEN





# Diamond Plate

## EXTERIOR STEEL DOORS

Our diamond plate exterior steel door is perfect for multiple applications. It can be used in a garage, laundry room, entertainment space or mudroom—the possibilities are abundant.

It offers a single diamond plate recessed panel and can be ordered with a traditional six-panel design on the opposite side. This door comes primed and ready to paint.



# Studio™ Collection

## COORDINATED INSIDE AND OUT

Striking similarities inside and out will complement any contemporary space. Our Studio™ Collection interior and exterior doors are available in a variety of modern, clean designs and colors.



SL230 (Lines)



SL300



SL600  
(2 Row Lines)



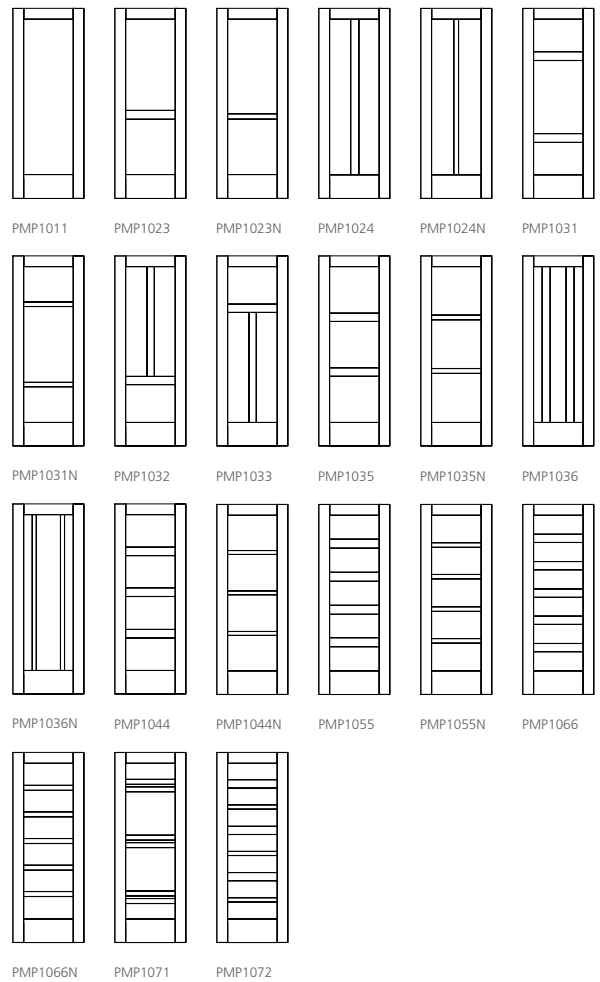
SL130



SL220



## 21 CONTEMPORARY DESIGNS



# MODA™

## ANYTHING BUT ORDINARY

Imagine your door as a piece of art. The MODA™ Collection of interior doors with a contemporary sticking profile and V-groove accents at the stile and rail joints turn an ordinary door into a design element to elevate any room. Well built, our interior doors are as strong as they are beautiful.

### DOOR SIZING OPTIONS

Heights of 6' 8" and 8' 0"

Widths of 1' 6", 2' 0", 2' 4", 2' 6", 2' 8" and 3' 0"

Thickness of 1-3/8"

MODA™ doors are available with both wide and narrow bar options

### 4 DOOR OPTIONS



\*Only available in 1-panel option.



# Monroe<sup>®</sup>

## SLEEK AND CONTEMPORARY

A smooth entrance can make all the difference. Monroe<sup>®</sup> interior doors offer design options featuring recessed, flat panels. Sleek lines and a smooth surface create a contemporary look. Doors come primed and ready to paint in the color of your choice.





# Craftsman

## TRADITION WITH MODERN FUNCTION

This popular design reflects the unadorned, aesthetically balanced style created more than a century ago. With its clean geometric lines, this door is the ideal choice for traditional or craftsman styles.



# Madison<sup>®</sup>

## SIMPLE YET NEVER BORING

Madison<sup>®</sup> offers simple, clean lines that accompany a wide array of architectural design choices.



# MiraTEC®

## ONE TOUGH, WEATHER-RESISTANT TRIM

The superior performance of MiraTEC® is no fluke. Unlike other materials used for trim, MiraTEC is the one product conceived and engineered to do the job. Reversible with a woodgrain texture on one side and smooth on the other, it resists moisture, rot and termites. New MiraTEC Smooth Select™, shown above, offers a smooth look your eyes can feel. Its clean refined lines and ultra-smooth surface work well for interior and exterior applications. Like the original MiraTEC, it offers unmatched durability and performance.

**MIRATEC®**  
by JELD-WEN

**MIRATEC®**  
by JELD-WEN  
**SMOOTH SELECT™**



# Extira® Panels

OUTSTANDING AND  
ENVIRONMENTALLY FRIENDLY

What better way to separate your home from the elements than with our revolutionary exterior panels that are also environmentally friendly. Extira® panels offer long-term performance in five thicknesses and three panel sizes. Impressive no matter how you look at it.





# JELD-WEN Warranty

## CREATE LASTING VALUE FOR YOUR HOME

Our warranties and our word stand behind all JELD-WEN products. Our steel exterior doors come with a 10-Year Warranty. Wood and interior doors have a 5-Year Warranty and fiberglass exterior doors are covered for as long as you own your residence.

JELD-WEN® window lines offer a 20-Year Limited Warranty—although the craftsmanship suggests that you enjoy them even longer. In our view, sustainability isn't just about forestry. It's about customers for life.

For additional information, including a complete copy of JELD-WEN's Limited Warranty and care and maintenance information, please visit [jeld-wen.com](http://jeld-wen.com) or [jeld-wen.ca](http://jeld-wen.ca) or contact JELD-WEN at 1-888-JWHelpU (1-888-594-3578).

Visit [laCantina.com](http://laCantina.com), [Extira.com](http://Extira.com) or [Miratectrim.com](http://Miratectrim.com) for product specific warranty information.



# Builder Awards

## WE'RE HONORED

As a recognized leader in the door and window category, we're honored to be the recipient of the following awards for 2017: JELD-WEN named #1 in entry doors brand familiarity. JELD-WEN® Vinyl windows were named #1 in brand familiarity, brand used in past two years and brand used most.

**Builder  
BRAND LEADER**

**#1** **JELD-WEN  
DOORS: ENTRY**  
Brand Familiarity

*Paul Tourbaf*  
Paul Tourbaf, President  
Residential Construction Group

**Builder 2017  
Brand Use Study** THE FARNSWORTH  
GROUP

hanleywood

**Builder  
BRAND LEADER**

**#1** **JELD-WEN  
WINDOWS: VINYL**  
Brand Familiarity  
Brand Used in Past 2 Years  
Brand Used Most

*Paul Tourbaf*  
Paul Tourbaf, President  
Residential Construction Group

**Builder 2017  
Brand Use Study** THE FARNSWORTH  
GROUP

hanleywood



# Architectural Services Group

HERE TO SUPPORT YOUR VISION

Behind every great project are a lot of details that need to come together seamlessly for success. JELD-WEN's Architectural Services Group is well versed in everything from technical product specification to product recommendations, shop drawings and installation solutions to light commercial and high-end architectural projects. We're here for you.



# Electronic Resources

## 3D DRAWINGS, ELEVATIONS AND MORE

We provide 3D drawings, CSI3-part specifications, elevations and section details, NFRC thermal ratings, sizing documents and structural ratings. You can find everything you need under professional tab/technical documents at [jeld-wen.com](http://jeld-wen.com).

 **JELD-WEN**  
WINDOWS & DOORS

Proudly Supplied By

**RIVERCITY**  
*Millwork*

contents are owned or licensed by JELD-WEN, Inc., its affiliates, licensors, or third parties, and are protected by  
use or duplication is prohibited. JELD-WEN reserves the right to change product specifications without notice.  
information. All rights reserved.

815-965-9439 | [www.rivercitymillwork.com](http://www.rivercitymillwork.com)