




KITCHEN
HARDWARE



HARDWARE
AND
ACCESSORIES



TFL
AND
HPL



HARDWOOD
PLYWOOD



CATALOG

Las Vegas

· 2025 ·



VENEERS



KITCHEN
CABINETS



PANELS



ADHESIVES

RUGBY®
Architectural Building Products



America's Leading Distributor

For over 20 years Rugby Architectural Building Products has been a market leader in the Las Vegas, Nevada, where we are the primary source for hardwood plywood, lumber, TFL and composite panel products.

Why make Rugby your supplier?

Rugby is proven reliability. Rugby is committed to fulfilling its promise to supply high quality products, competitively priced and delivered in a timely manner by industry professionals who know the value of exceptional service.



The mark of responsible forestry

Look for FSC® Certified Products



Table of Contents

iShopRugby.com 4

KCD Kitchen Cabinets 6

Tafisa: Surforma10

Tafisa: Sommet Series, Brava, Viva.....11

Tafisa: Prelude Series 12

Tafisa: Karisma 14

Tafisa: Lummia 15

Tafisa: 5-Piece Door Collection 16

Decospan: Shinnoki..... 18

Decospan: Astrata..... 20

Decospan: Veneer Panels..... 21

Columbia Forest Products: Hardwood Plywood..... 22

Adhesives: Choice Brands 23

Adhesives: Titebond..... 24

Dollken: PVC Edgebanding..... 25

Accuride Drawer Slides 26

Shop quickly and easily on

iShop *RUGBY*.com[®]



+125,000

products online at
iShopRugby.com



SHOP

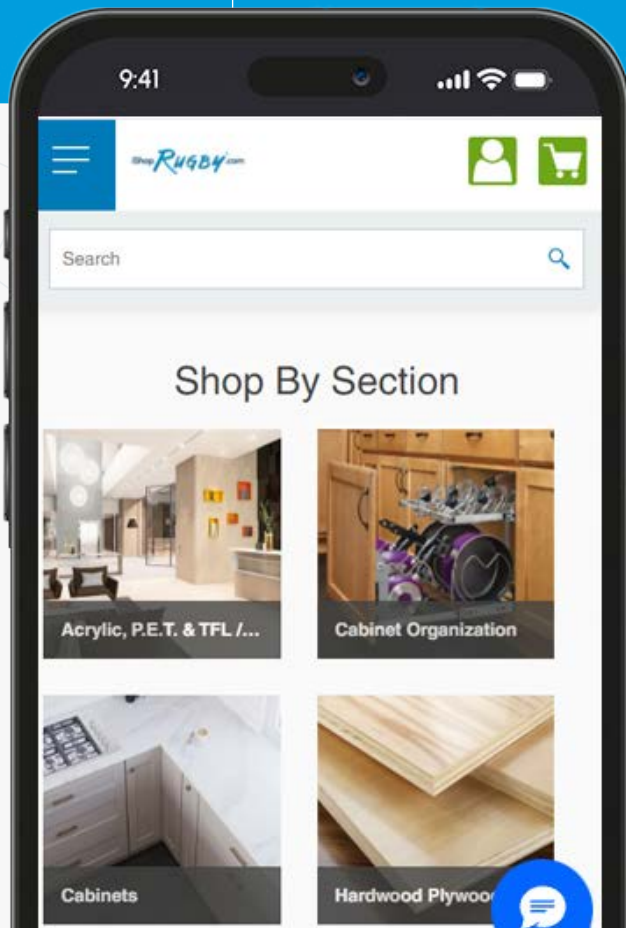
when it's most
convenient for
you 24/7



MANAGE

your account

- ✓ Place orders
- ✓ Check order status
- ✓ Research products
- ✓ ...and more!

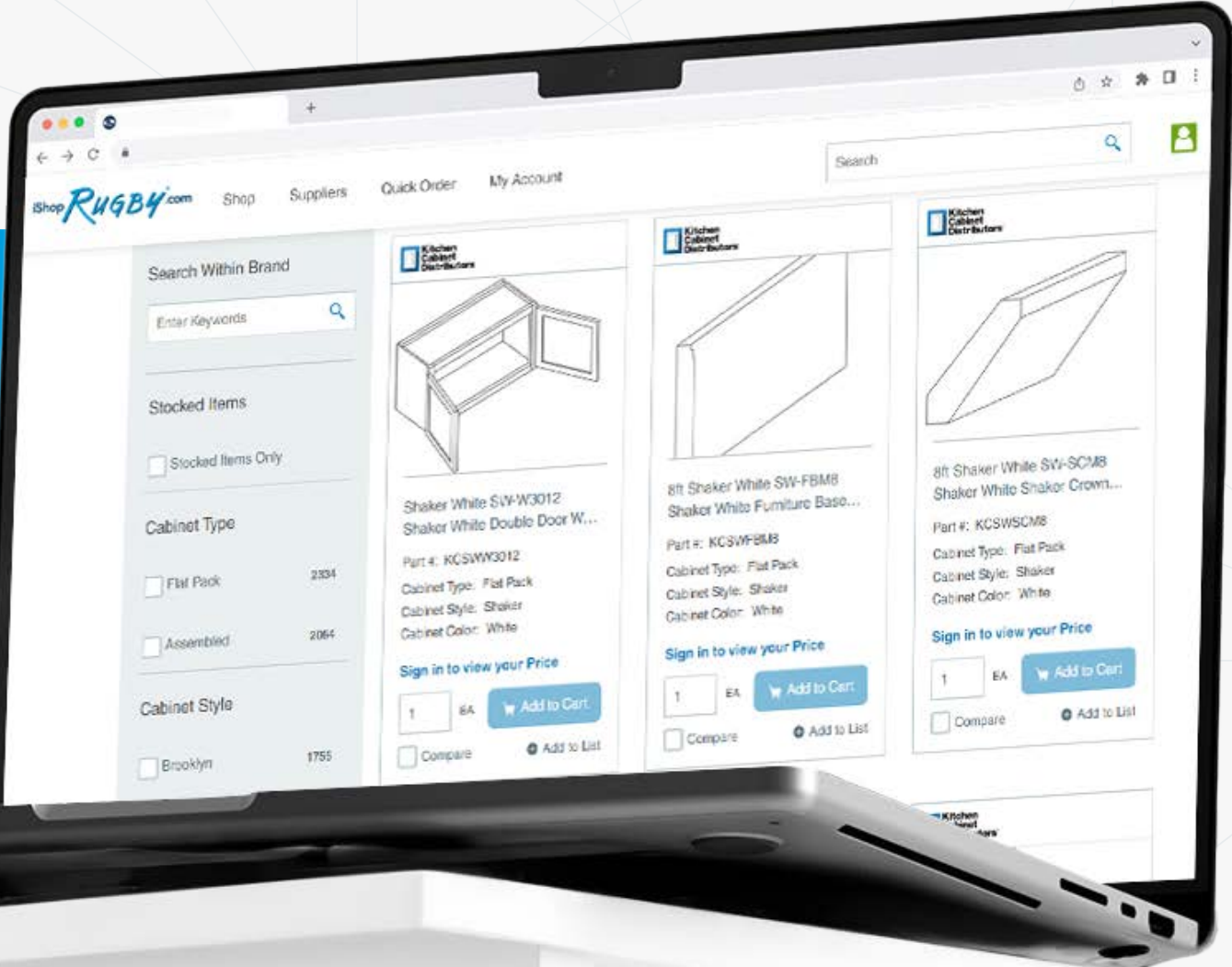


SCAN

THE QR CODE
with your tablet or phone
to see KCD Products



Experience iShop **RUGBY**.com today!



When You Need Cabinets, You Need KCD!



[CLICK TO VIEW BROCHURE](#)

Count on Rugby to deliver precisely engineered cabinets with your choice of traditional or contemporary door styles along with an extensive assortment of Rev-A-Shelf accessories. All our products are engineered from high quality materials and backed by comprehensive product warranties.

- Over 1000 different cabinet accessory options
- Both contemporary and traditional door styles
- Comprehensive Rev-A-Shelf hardware program



[CLICK TO VIEW BROCHURE](#)



You provide the space, and we'll provide all the cabinet and accessory solutions you need to get the job done right.





Shaker

Bright, crisp, and modern, this cabinet has a versatile appeal. The design incorporates the architectural shaker style with pleasing proportions. Shaker White is available with a slab or 5-piece drawer front yielding a contemporary or classic display.

- ➔ Full overlay doors provide a seamless aesthetic
- ➔ Soft-close doors and drawers prevent slamming
- ➔ Dovetail drawer craftsman construction
- ➔ Full extension drawers ensure easy access
- ➔ Durable solid wood cabinet box and drawers
- ➔ Premium Sherwin-Williams® finish delivers a lifetime of beauty
- ➔ Full line of accessories and upgrades available

Brooklyn

This transitional door complements a range of style from modern to vintage to traditional. The selection of color options within the Brooklyn line offers a solution for many design needs. Find modern charm in Brooklyn Gray or install a Slate island for the perfect kitchen accent that your guests will love. Brooklyn's classic Bright White finish provides a timeless backdrop for a space that will become a gathering sport for years to come.



Shaker Moss



Shaker Sand



Kodiak



Shaker Espresso




Brooklyn Bright White



Brooklyn Modern Grey



Brooklyn Slate



Lenox

This elegant painted door style is constructed from solid wood with applied moulding. The hand brushed glaze lines on Country Linen add an element of detail that conveys warmth and charm.

Taylor

Our Taylor line provides style, function, and full overlay, soft-close doors at a price point that's easy on your wallet. Blending traditional and contemporary. Taylor creates a classic and clean look that will endure for years to come.

Oslo Premier Series

Slim profile, rift white oak or bright white finishes. Create two-toned looks or bold statements. Ideal for contemporary spaces that value simplicity and functionality.

Napa

The Napa White line is an adaptable option that adds dimension and elegance. The bright white finish and raised center panel provide a charming and traditional feel that is perfect for any home.



Oslo White



Oslo Oak



[CLICK TO VIEW
BROCHURE](#)



SURFORMA®

Tafisa® has developed the best matched TFL-HPL program in the industry. Branded SURFORMA®, the HPL line is made from the same texture plates and the same printed decors as the Sommet® and Prelude® TFL Series.

- Vertical-Grade Postformable (VGP/PF) 0.80mm (0.031")
- Certified Class III / C for flame spread and smoke development
- NEMA LD3 compliant
- Greenguard certified
- Antimicrobial properties
- Available in all 9 Tafisa textures
- FSC® certified available on request
- TSCA Title VI compliant

STANDARD DIMENSIONS

Series	➔	Sommet/Prelude
Size	➔	5' x 9'
Width	➔	60.2" (1530 mm)
Length	➔	107.99" (2743 mm)
Thickness	➔	0.031" (0.8 mm)


Decorative Panels



[CLICK TO VIEW BROCHURE](#)



EDGEBANDING



SOMMET[®] SERIES

- ➔ Sommet[®] series with VIVA[™], BRAVA[™] and FERIA[™] is now the biggest EIR collection in the industry with 3 textures and 24 colors
- ➔ All 24 Sommet decors in stock
- ➔ All panels are two-sided with EIR or synchronized texturing, providing the look and feel of real wood
- ➔ Matching edgebanding available
- ➔ 3DL mouldings available
- ➔ Other Tafisa designs are available in the Prelude series. Ask your local rep for details




CLICK TO VIEW
BROCHURE

Note: Please click on the brochure to see all Sommet Series colors

BRAVA[™]




M175
White




M203B
Black


VIVA[™]




M2001Y
Tête-à-Tête



M2002Y
Sunset Cruise



M2003Y
Weekend
Getaway




M2005Y
Sunday Brunch



M2007Y
Casting at
First Light



M2010Y
After-Hours



M2013Y
Summertime
Blues



PRÉLUDE® SERIES

If you can imagine it, you can create it with the complete collection of Prélude products, as varied and colourful as they are practical and durable. Choose from a wide variety of textures and colours and combine them to create a world all your own.

alto

alto's linear design mimics the look of reconstituted wood veneer. It features a striking fusion of matte and glossy accents woven throughout the pattern

crystalite

An industry classic, crystalite features a simple, universal pattern. With high wear resistance, it's designed to stand the test of time

smoothwood

The smoothwood finish is reminiscent of hardwood cabinetry. Its soft, satin surface and gentle pores give this texture designer approved finesse.

urbania

urbania is inspired by the woodgrain pattern commonly found on quarter cut and rift cut veneers. With a clean linear look, this texture is modern yet timeless.



alto



L532A
Latitude West



L543A
Spring Blossom



L535A
Southwester



L538A
River Rock




L544A
Niagara



L540A
Summer Breeze



L537A
Breakwater



L530A
Latitude North

crystalite



L202 (C)
Summer Drops



L444 (C)
Chocolate Pear Tree




L303 (C)
Hardrock Maple



L474 (C)
Brushed Aluminum

smoothwood



L489 (S)
Copa Cabana

urbania



L492 (R)
White Chocolate



CLICK TO VIEW
BROCHURE



EDGEBANDING



karisma

Karisma, the new milestone of the Prelude Series, is a new texture that perfectly reproduces a wirebrushed effect. Karisma's magnetism has made it a go-to industry staple. Its random mix of brushstroked embossing and matteinfused accents give it a natural, authentic look.

Ask us
about our
**Karisma
Moulding
Program**



79 matching colors from Prelude and Sommet series available for cabinet door mouldings.




CLICK TO VIEW
BROCHURE



SCAN OR CLICK TO
WATCH KARISMA
PRODUCT VIDEO

SPALTED MAPLE




L586(K)
Natural Affinity



L587(K)
Sugar Rush




L588(K)
Sweet & Savory




L589(K)
Salt of the Earth


ACACIA BRAZILIAN




L592(K)
Kiss Curl



L591(K)
Acacia Honey



L590(K)
Love at First Sight



L593(K)
Mastermind


OAK




L580(K)
Free Spirit



L581(K)
Sheer Beauty



L585(K)
Rhapsodie



L582(K)
Fashionista




L584(K)
The Chameleon




L583(K)
First Class


CONCRETE




L830(K)
Force of Nature



L831(K)
Rock Solid



L832(K)
Urban Vibe



L203(K)
Black



LUMMIA™

Tafisa brings innovation to light with the production of a new lacquered panel collection called LUMMIA™. This new and exclusive line will provide architects, designers and renovation enthusiasts with unparalleled options to create spectacular, lavish interiors according to their visions.

Panel Dimension

- ➔ 5' x 9' (61" x 109")
- ➔ Capitalize on 5' trim yield
- ➔ Higher gables, 9' advantage


Panel Thickness

- ➔ ¼" (6.35 mm), 1/2", 5/8", 11/16", 3/4", 1" & 1-1/8"

Others

- ➔ 1 or 2 sides High Gloss or Perfect Matt
- ➔ Backside: Matching color MFC in Isola
8 High gloss + 11 Perfect Matte = 19 SKU


FINISHED PANELS AVAILABLE FROM STOCK




HG203/ PM203
Black*



PM772
Calm Sea




PM835
Camera Obscura



HG115 / PM115
Carte Blanche



PM773
Eucalyptus



HG834
Iron Horse




HG765/ PM765
Midnight Sun



HG763/ PM763
Morning Dew




HG771/ PM771
Northwind




HG833
Steampunk



PM774
Sunflower



PM832
Urban Vibe



HG100/ PM100
Vanilla Orchid*

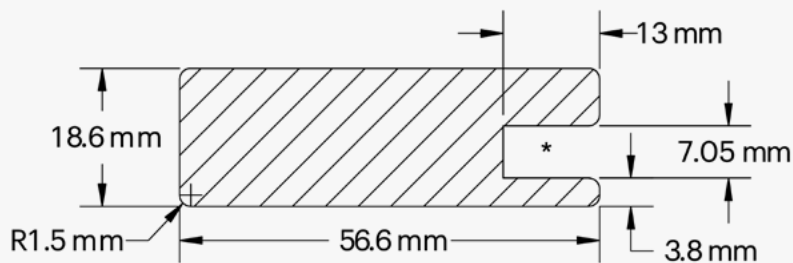


5-Piece Door Collection

Designed using four profile wrapped pieces forming a mitered frame around a central panel, the 5-piece doors offer a distinctive wood cabinet appearance, synonymous with durability, sophistication and quality. These doors are available in several styles, finishes and Tafisa colors.




Available with various glass inserts



*Critical Dimension



[CLICK TO VIEW BROCHURE](#)



AVAILABLE COLORS



Chocolate Pear Tree (C)



Latitude East (A)




Latitude North




Spring Blossom



White Chocolate



The Chameleon




Latitude West



River Rock



Summer Breeze




Southwester



White (Brava)



Black (Brava)



White (Matte)



Black (Matte)



Free Spirit




First Class




Rhapsody




Cherry Blossom



Sunset Cruise




After Hours




Casting at First Light




Weekend Getaway




Summertime BluesGetaway



Fashionista



Dark Chocolate



Summer Drops/
Folkstone

SHINNOKI® PREFINISHED WOOD PANELS



Shinnoki 4.0 New Enhanced Collection

Shinnoki is Decospans recognition of the magnificence of trees and the natural world. Each panel is a homage to wood and craftsmanship, combining tradition, modern technology, and attention to detail. It is nature at its finest.

Shinnoki offers a curated collection of contemporary, classic tones that will effortlessly fit any palette or style that your project requires.

- New collection reflects the latest in European design trends
- Mixmatch technique to give natural appearance of solid wood
- Prefinished Wood panel with a high-performance matte finish as low as 3% sheen level on selected designs
- Protective peel coat guards against marks and scratches
- 3/4" 4' x 9' NAF MDF - 2 sided
- Prefinished 0.6mm wood veneer edgeband and 1mm ABS edgeband available
- TSCA Title VI compliant
- Class C Fire Rated by Default, Class A Fire rated core available via special order



10 DESIGNS STOCKED BY RUGBY




Milk Oak



Ivory Oak



Ivory Infinite Oak



Natural Oak



Manhattan Oak



Desert Oak



Sahara Oak



Raven Oak



Frozen Walnut



Smoked Walnut



CLICK TO VIEW BROCHURE



CLICK TO VIEW BROCHURE



EDGEBANDING

ASTRATA® WOOD FOR WALLS



Total wood solutions with Astrata Slats

Discover Astrata and experience natural wood at its finest. Our slats are the perfect addition to your design, adding a refined architectural element to any interior space. These products can be perfectly combined with Parky floors and Shinnoki or Overkus panels. We can also develop customised solutions for specific projects.

Open the door to a touch of wood

Our veneered slats have the look and feel of solid wood but are lightweight, more stable and easier to install.

Ease of use

Astrata slats are the easiest to use, decorative veneered beams available. Offered in either a ready-to-use prefinished, or in a easy-to-manipulate unfinished natural oak.

3 Dimensions

1-1/4" x 4" x 9' 11-5/8"
(31 x 96 x 3040 mm)

1-1/4" x 3-1/8" x 9' 11-5/8"
(31 x 80 x 3040 mm)

1-1/4" x 2-1/2" x 9' 11-5/8"
(31 x 65 x 3040 mm)



[CLICK TO VIEW BROCHURE](#)

DECOSPAN.


VENEER PANELS



Walnut




Book Matched




Plain Slice

- ➔ 1/4" 4x8 SM&N
- ➔ 1/2" 4x8 SM&N
- ➔ 3/4" 4x8 & 4x10 SM&N

White Oak



Rift Cut



Slip Matched

- ➔ 1/4" 4x8 & 1/2" 4x8
- ➔ Consistent grain and color
- ➔ Architectural AA
- ➔ 3/4" 4x8 & 4x10 SM&N
- ➔ 3/4" 4x8 & 4x10
- ➔ Sequence & numbered
- ➔ 1/4" 4x8 SM&N

Maple




Book Matched




Plain Slice

- ➔ 1/4" 4x8 SM&N
- ➔ 1/2" 4x8 SM&N
- ➔ 3/4" 4x8 & 4x10 SM&N



Crown Cut
/ Plain Sliced



Book Match

- ➔ 1/4" 4x8 SM&N
- ➔ 1/2" 4x8 SM&N
- ➔ 3/4" 4x8 & 4x10 SM&N



Founded in 1957, Forest Products is North America's largest manufacturer of hardwood plywood and hardwood veneer products. Columbia's decorative interior veneers and panels are used in high-end cabinetry, fine furniture, architectural millwork and commercial fixtures.

- ➔ Species: Various
- ➔ Face grades: A,B,C,D,E
- ➔ Back grades: 1,2,3,4
- ➔ Sizes: 4x6, 4x7, 4x8, 4x10, 5x8, 8x4
- ➔ Thickness: 1/8" to 1-1/4"
- ➔ Core types: JayCore®, KayCore®, veneer core, particleboard core (PBC), medium density fibercore (MDF), combination core, Classic Core®, lumber core
- ➔ UV Capabilities
- ➔ FSC® certified available on request



EDGEBANDING

Hardwood Plywood




[CLICK TO VIEW BROCHURE](#)

Appalachian Traditions




[CLICK TO VIEW BROCHURE](#)

Grading Guide



[CLICK TO VIEW BROCHURE](#)

Adhesives



Choice Adhesives manufactures solvent-based, water-based, canister/aerosol, and hot melt adhesives for a wide variety of specialty applications.

Choice Adhesives caters to diverse markets, as follows, to name a few:

- ➔ High Pressured Laminate
- ➔ Furniture
- ➔ Woodworking
- ➔ Insulation
- ➔ Roofing
- ➔ Foam Fabricating
- ➔ Recreational Vehicles
- ➔ Footwear



Choice



Permagrip

Adhesives



Hardwoods is a full line distributor of all Titebond & Franklin products. Titebond I, II & III Wood Glue, Color matched caulking, Heavy Duty Construction Adhesive, Fast Set Polyurethane Construction Adhesive, FRP Solvent Free Adhesive, Weather Master Sealants, Ultimate MP, Silicones.

Titebond® covers all your adhesive and sealing needs for the following areas:

- Woodworking glues
- Construction adhesives
- Caulks and sealants
- Flooring products

Polyurethane



[CLICK TO VIEW BROCHURE](#)

Duramaster



[CLICK TO VIEW BROCHURE](#)

Construction Adhesives



[CLICK TO VIEW BROCHURE](#)



PVC Edgebanding

Doellken PVC Edgebanding is the finest, most consistent product available on the market today. Typical applications of PVC Edgebanding include residential and office furniture, institutional case goods (laboratories, hospitals, medical offices, schools, etc.), store fixtures, kitchens, locker rooms and numerous others. Doellken Edgebanding comes in thicknesses of .018" (0.45 mm) to 3 mm and widths ranging from 5/8" (16mm) to 2-3/16" (55mm).

- ➔ The SpecLine and DoellkenFlex program are available from stock in 5 different sizes
- ➔ All edgebanding products are available in solid colors, designer patterns and woodgrains
- ➔ With 11 different embosses, your edgebands will have a natural appearance and a deep emboss feel



[CLICK TO VIEW BROCHURE](#)



For more than 50 years we've worked with architects, designers, and specifiers to develop slide solutions that provide movement, positioning, and access in a vast range of applications across a broad spectrum of industries.

- ➔ Full line Precision High Quality Ball Bearing Drawer slides, side-mount, under-mount
- ➔ Extremely Popular with the Health Care, Hotel and Hospitality industry
- ➔ RoHS Compliant Hardware

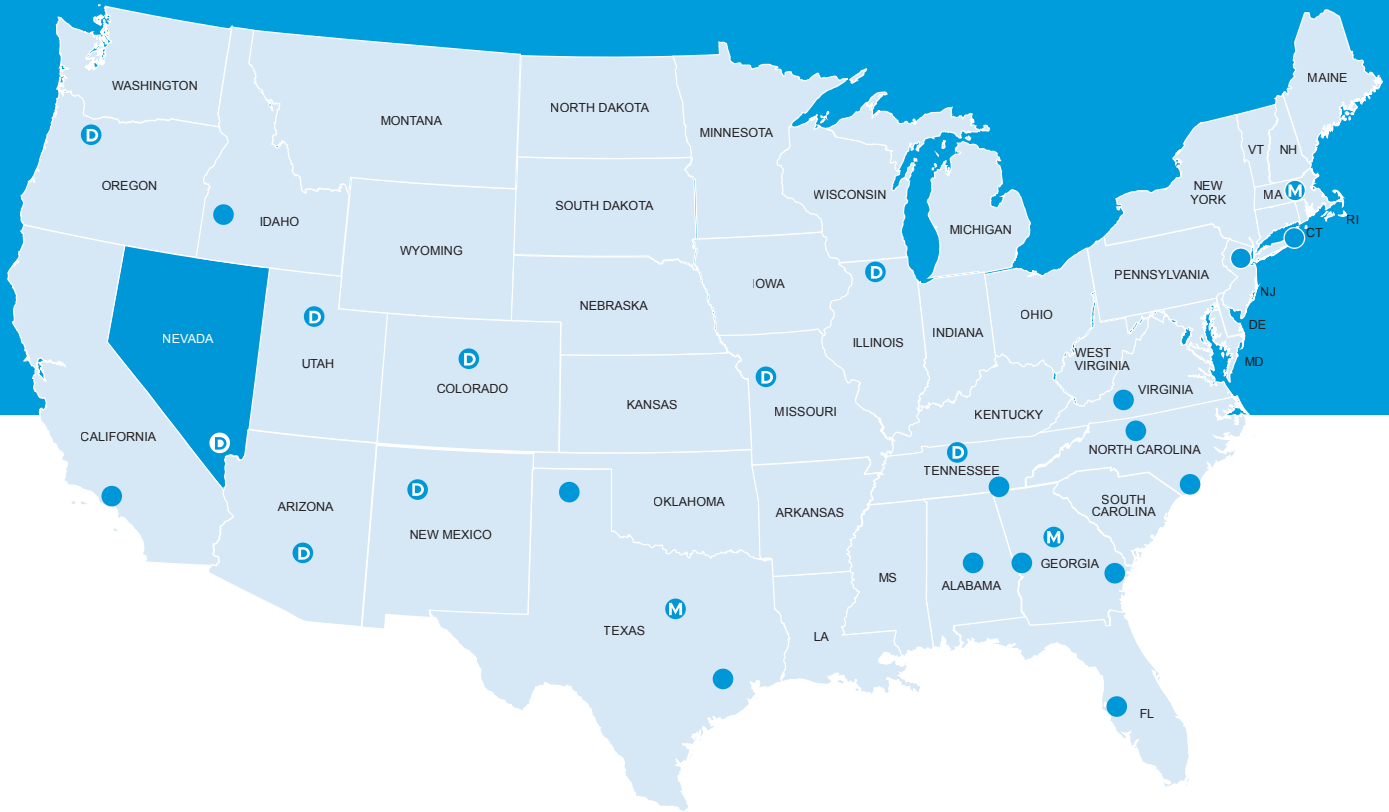


Woodworking and Architectural



**CLICK TO VIEW
BROCHURE**

Servicing America



D Door Manufacturing

M Moulding and Millwork Manufacturing

Las Vegas, NV

702-248-0050

Albuquerque, NM	Boston Metro - Stoughton	Denver, CO	Olathe, KS	Salt Lake City, UT
505-924-2270	781-341-9255	303-296-7260	913-738-8074	801-972-9393
Atlanta, GA	Carlstadt, NJ	Houston, TX	Phoenix, AZ	Savannah, GA
404-699-3900	201-807-9701	713-692-3388	602-252-3696	912-965-1061
Amarillo, TX	Chattanooga, TN	Los Angeles, CA	Portland, OR	Tampa, FL
806-352-2382	423-332-1377	909-466-7315	503-692-3322	813-888-6824
Birmingham, AL	Columbus, GA	Nashville, TN	Roanoke, VA	Wilmington, NC
404-792-2290	706-565-5337	615-885-0355	540-857-0425	910-794-7225
Boise, ID	Dallas, TX	NY Metro	Rockford, IL	Winston-Salem, NC
208-336-3911	214-638-5161	631-242-4369	815-965-9439	336-993-8686

