

Paneling

Add the Finishing Touch to Any Room



MURPHY

Murphy Paneling

Bedford Village

Murphy's most popular real wood veneer paneling features the classic look of bead board planks without the expense. The easy-to-install, 4 X 8 panels are perfect for wall paneling, wainscoting, cabinet doors and cabinet backers. The beads are 1-1/2" OC.



Unfinished White Birch
5/32"
Beaded 1-1/2" OC

Rustic Honey Oak
1/4"
Beaded 1-1/2" OC

Ann Arbor Birch
5.0 mm
Beaded 1-1/2" OC

Natural Birch Unfinished
5.0 mm
Beaded 1-1/2" OC

White Birch Unfinished
5.0 mm
Beaded 1-1/2" OC

Rustic

Closet Liner

Barnwood



Oak Unfinished
5.0 mm
Beaded 1-1/2" OC

Planked Cedar
1/4" Real Wood
V-Groove 4" OC


Aromatic Cedar
5/32" & 1/4" Real Wood

Barnwood Gray
1/8" MDF substrate
Orangeburg Pattern
Paper Overlay

Barnwood Brown
1/8" MDF substrate
Orangeburg Pattern
Paper Overlay

McKenzie

Named after a local Oregon river, the McKenzie line features real wood with a V-Groove in the Orangeburg pattern listed below.



Brighton Oak
1/4"
Orangeburg / V-Groove

Brookstone Birch
1/4"
Orangeburg / V-Groove

Sandstone Birch
1/4"
Orangeburg / V-Groove

Viking Birch
1/4"
Orangeburg / V-Groove

Whitecap Oak
1/4"
Orangeburg / V-Groove

Orangeburg patterns are: 6"-4"-6" 9"-7" 4"-8"-4"

Timber Ridge

Timber Ridge real wood panels, measuring a stout 7/16" thick, either have a V-groove on 6" centers or a channel groove in the pattern listed below.



Evergreen
7/16"
V-Groove 6" OC

Classic Oak
7/16"
V-Groove 6" OC

Medium Oak
7/16"
Channel Groove

Natural Oak
7/16"
Channel Groove

Rustic Cedar
7/16"
V-Groove 6" OC

Channel Groove patterns are:

7½"-8½"

6"-10"

7"-9"

Styleline Decorators



Beige Stone*
1/8" MDF substrate
Paper Overlay



Coffee Bean Leather*
1/8" MDF substrate
Paper Overlay

Styleline Woodgrain



Honey Maple*
1/8" MDF substrate
Paper Overlay

Western Vista




Summer Cloud*
1/8" MDF substrate
Paper Overlay

Factory applied paper overlays offer an attractive, economical paneling option. Murphy uses various backing substrates that provide the look of real wood quality at a lower cost.

A fashionable collection of finishes complement any design. These finishes can work in a full room, hallway or walk-in closet.

Murphy Premium Beaded MDF



Unfinished
5.2mm MDF substrate

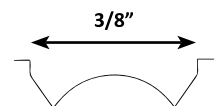


Primed
5.2mm MDF substrate

Murphy Premium Beaded MDF uses a proprietary bead and is available in the following sizes:

- 5.2 mm T: 1-1/2", 2", 3", 6" OC bead
- 1/4" T: 1-1/2", 2", 3", 6" OC bead
- 3/8" T: 1-1/2", 2", 3", 6" OC bead
- 1/2" T: 1-1/2", 2", 3", 6" OC bead
- 3/4" T: 1-1/2", 2", 3", 6" OC bead

Bead profile (enlarged):



* Special order item. Please consult your Murphy salesperson.



Paneling is one of the easiest home decoration projects to complete with professional results.

Paneling from Murphy comes in a variety of styles, finishes, and wood grains. It has a warmth and beauty at home in traditional or contemporary interiors. A wide variety of species is available with unique characteristics providing a beautiful and decorative solution.

HOW MUCH PANELING DO YOU NEED?

Murphy decorative panels measure 48" x 96". This estimating guide will help determine the number of panels you will need, whether you are working with full-size panels or wainscot panels (panels cut to 32").

1. Measure the perimeter of the room you would like to panel. Write down measurement in inches.
(Length + Width) X 2 = Perimeter (in inches)
2. Divide that number by 48.
Perimeter ÷ 48 =
3. To allow for cutting waste, multiply that number by five percent.
Step 2 X 0.05 =
4. Add these two numbers together (Step 2 & Step 3). This is the total number of panels needed.
Step 2 + Step 3 = Total number of panels required

PANEL INSTALL AND CARE NOTES:

If you have chosen real wood veneer or simulated wood grain panels, take a few minutes to stand the panels side-by-side around the room. Arrange them to achieve the most pleasing balance of color and grain pattern, then number the back of each panel in sequence for installation reference.

Usually, 1/4" plywood wall paneling may be installed directly over studs alone, while thinner panels should be installed over a noncombustible backing such as gypsum wallboard. Consult your local building codes for approved application. Be sure to read the instructions printed on the back of each panel for additional information.

1/8" MDF panels should be installed over a suitable noncombustible backing such as gypsum wallboard.

Do not install MDF panels direct-to-studs in mobile homes. Do not install MDF paneling in full panel applications in mobile homes.

When using cleaning materials, experiment with scrap paneling or spot-clean in an inconspicuous area. Murphy is not responsible for any damage caused by chosen cleaning methods.

Caution: Murphy prefinished paneling is a wood based product and is combustible. Care should be taken in installing panels to allow for space between panels and heat producing appliances and ignition sources. Consult your local building code authority for guidelines and requirements.

BEDFORD VILLAGE, MCKENZIE, TIMBER RIDGE, STYLELINE, and WESTERN VISTA are registered trademarks of Murphy Company.

For full installation instructions and tips: http://murphyplywood.com/pdfs/hardwood/Murphy_Paneling_How_To_Install.pdf

Note: The pictures in this brochure are representative of panel finishes available. Grain patterns and color can vary from panel to panel. The pictures do not cover the entire range of color, grain variation or characteristics for the given wood species.

Proudly Distributed By

Visit Our Websites

Contact Us

HARDWOODS®

Materials That Inspire

SEARCH

BE INSPIRED



hardwoods-inc.com

designonesource.com

888.826.5528

info@hardwoods-inc.com