





style

[stahyl]

noun

an elegant, fashionable, or luxurious mode of living: to live in style.

quality

[kwol-i-tee]

noun

high grade; superiority; excellence: railing of exceptional quality

value

[val-yoo]

noun

relative worth, merit, or importance: the value of a home

Stainless steel

In metallurgy, stainless steel, also known as inox steel or inox from French inoxydable (inoxidizable), is a steel alloy with a minimum of 10.5% chromium content by mass.

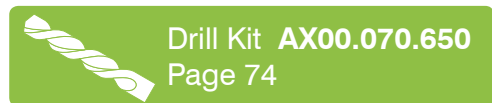
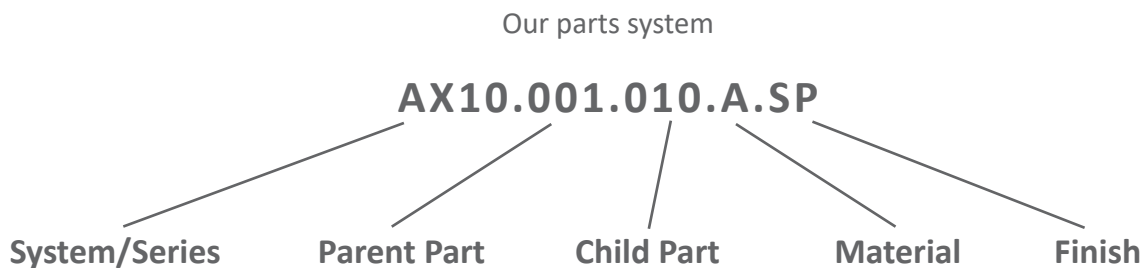
Stainless steel is notable for its corrosion resistance, and it is widely used for food handling and cutlery among many other applications.

Stainless steel does not readily corrode, rust or stain with water as ordinary steel does. However, it is not fully stain-proof in low-oxygen, high-salinity, or poor air-circulation environments.

There are various grades and surface finishes of stainless steel to suit the environment the alloy must endure. Stainless steel is used where both the properties of steel and corrosion resistance are required.

Stainless steel differs from carbon steel by the amount of chromium present. Unprotected carbon steel rusts readily when exposed to air and moisture. This iron oxide film (the rust) is active and accelerates corrosion by making it easier for more iron oxide to form. Since iron oxide has lower density than steel, the film expands and tends to flake and fall away. In comparison, stainless steels contain sufficient chromium to undergo passivation, forming an inert film of chromium oxide on the surface. This layer prevents further corrosion by blocking oxygen diffusion to the steel surface and stops corrosion from spreading into the bulk of the metal. Passivation occurs only if the proportion of chromium is high enough and oxygen is present in it.

Stainless steel’s resistance to corrosion and staining, low maintenance, and familiar lustre make it an ideal material for many applications.



Parts that require adhesive

We offer a complete selection of the highest grade adhesives for professional installation.

Page 73

Parts that require hardware

Our parts are available with a full range of system hardware as well as anchors for mounting to wood and concrete.

Page 72

Installation kits available

Our complete offering of installation kits, tools and accessories makes it easy to professionally install our systems.

Page 74


Index

Post Railing Systems


ROUND SERIES



INFILL OPTIONS



Round Tube Infill 4-7



Cable Infill 8-13



Glass Clamps 14-17

POST OPTIONS



Round Post
Options 18-21

HANDRAIL OPTIONS




Round Handrail
Options 22-25

SQUARE SERIES



INFILL OPTIONS



Bar/Tube Infill 26-29




Cable Infill 30-37



Glass Clamps 38-41

POST OPTIONS



Square Post
Options 42



Wood Post
Options 42

AXIA | BLACK
STAIR & RAILING SYSTEMS

NOW AVAILABLE



EXTERIOR GRADE POWDER COATING
304 GRADE STAINLESS STEEL

Options 30-57

HANDRAIL OPTIONS



Square Handrail
Options 43-49



Wood Handrail
Options 43-49

Glass Railing Systems

STANDOFF SERIES



STANDOFF OPTIONS




Round Standoffs
50-53



Square Standoffs
54-57

U CHANNEL SERIES



MOUNTING OPTIONS



Floor Mount 58-64



Wall Mount 58-64



Spigot Clamps 65

CAP RAIL OPTIONS



Round Top rail
Options 66-69



Square Top rail
Options 70-71




Wood Top rail
70

ACCESSORIES



INSTALLATION



Hardware 72



Adhesives 73




Tools & Accessories
74-75




Specialty Tools 76





COD.	Ø	L	Wt.
AX10.009.83000.A.SP	12 x 1.5 mm	3000 mm (9'-10")	1.1 kgs (2.42 lbs)
AX10.009.85800.A.SP	12 x 1.5 mm	5800 mm (19')	2.1 kgs (4.64 lbs)

Round tube infill

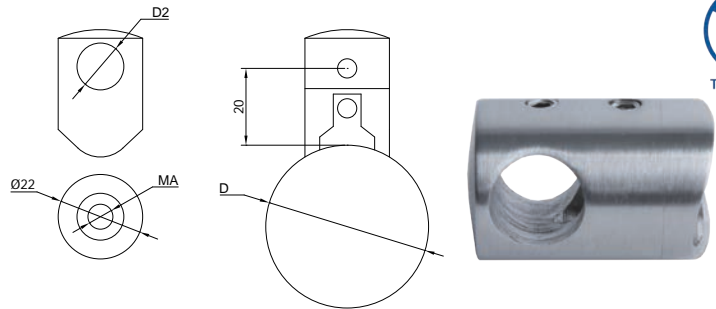


For information on cutting stainless steel
houseofforgings.net/axia-install-guides

COD.	D	D2	MA
AX10.010.200.A.SP	42.4 mm	12 mm	6.5 mm

Round tube infill holder

Weight:
 .053 kgs (.117 lbs)



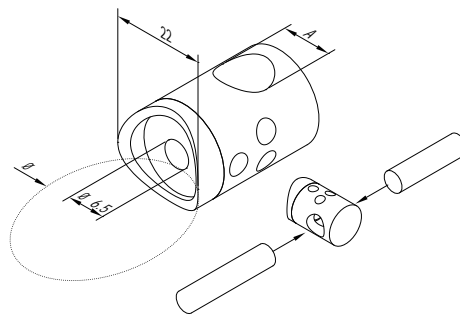
Quick# 260X
 Page 72

1 per location

COD.	B	A
AX10.010.206.A.SP	42.4 mm	12 mm

Round tube infill holder - connector

Weight:
 .054 kgs (.118 lbs)



Quick# 260X
 Page 72

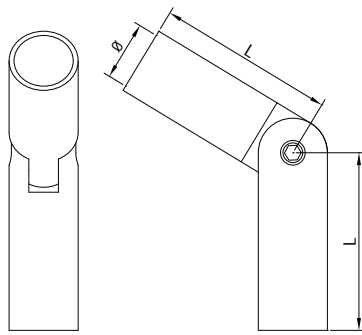
1 per location



COD.	Ø	L
AX10.010.082.A.SP	12 mm	36 mm

Inline connector

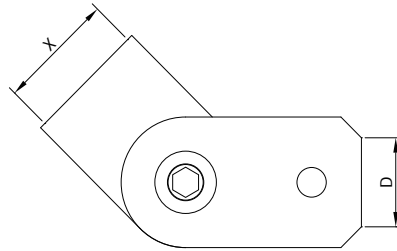

Weight:
.03 kgs (.066 lbs)



COD.	X	D
AX10.010.209.A.SP	22 mm	12 mm

Inline holder for flat mount

Weight:
.126 kgs (.277 lbs)



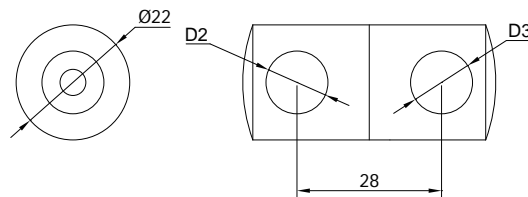
Quick# 820X
Page 72

1 per location

COD.	D2	D3
AX10.010.208.A.SP	12 mm	12 mm

Cross holder

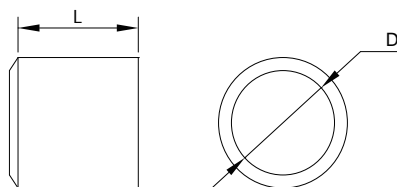
Weight:
.098 kgs (.216 lbs)



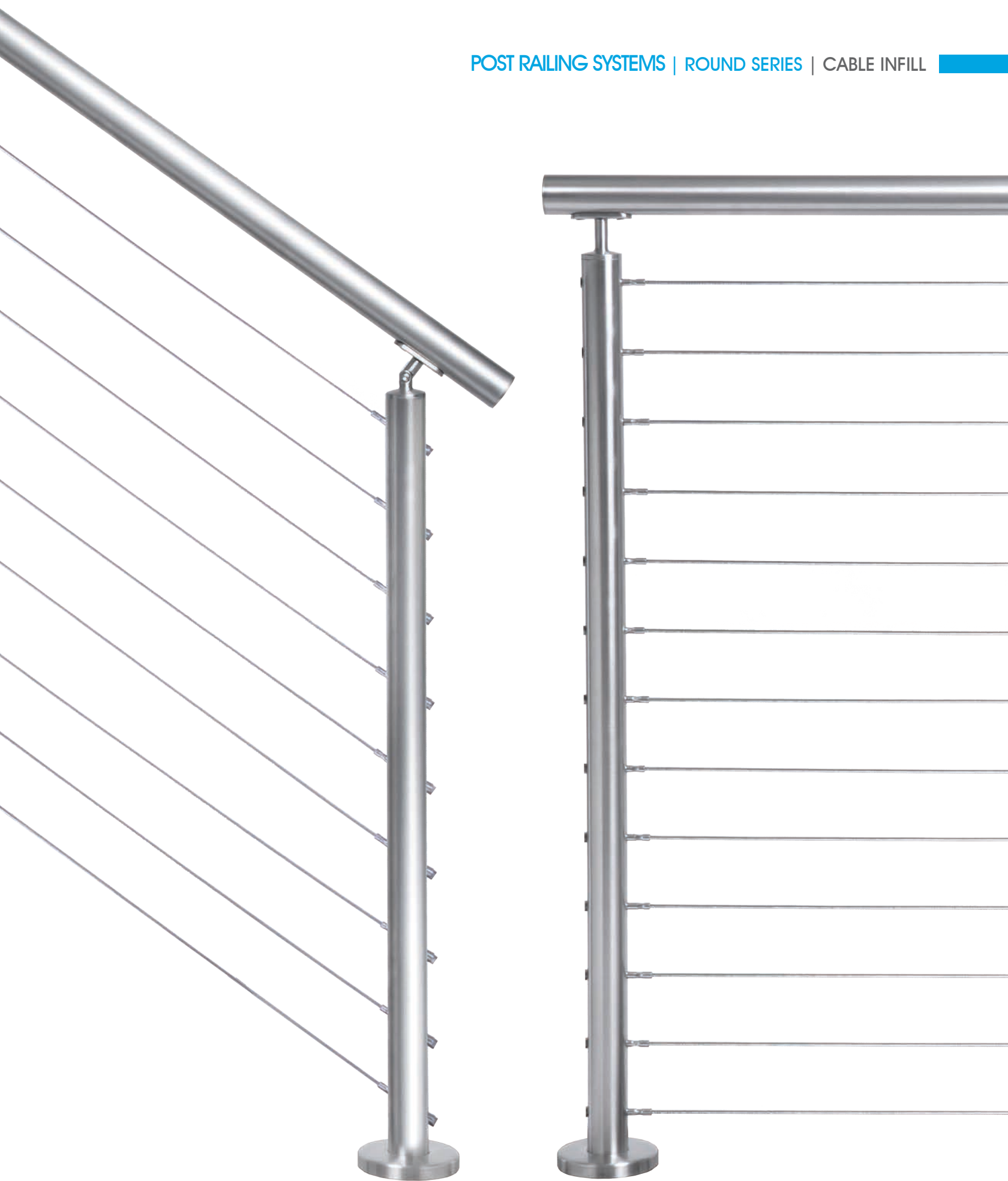
COD.	D	L
AX10.010.081.A.SP	12 mm	15 mm


End cap

Weight:
.011 kgs (.024 lbs)










Through-post configuration

COD.	L	Wt.
HFC18.102-5	5'	.15 kgs (.331 lbs)
HFC18.102-10	10'	.227 kgs (.5 lbs)
HFC18.102-15	15'	.303 kgs (.669 lbs)
HFC18.102-20	20'	.383 kgs (.844 lbs)


Outside to outside
Level/balcony or angle/stair
Steel or wood posts

Drill Kit AX00.070.630
AX00.070.635 Page 74

Pre-assembled kit includes fittings and factory swaged cable in lengths 5'-25'



Included in kit



AISI 316

MINIMUM BREAKING STRENGTH - Cable Diameter 1/8" = 1,780 lbs.
1X19 STRAND TYPE 316 STAINLESS STEEL CABLE

1 x 19 Cable - 1/8" Diameter

Cable Cutter



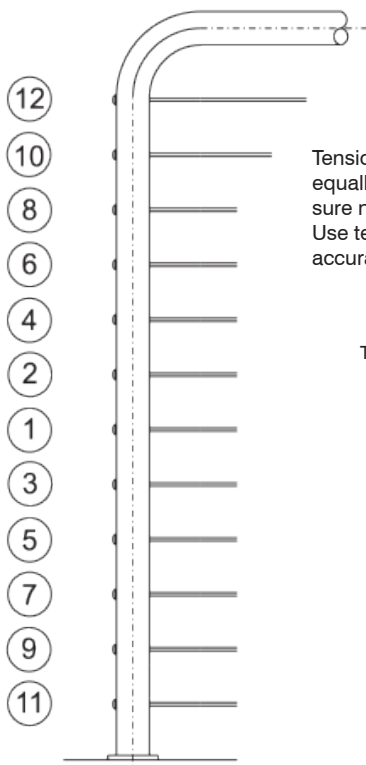
Page 71

Cable cut-off wheel



Page 71

Used to cut cable flush with the end of Pull-Lock fittings, and to cut excess threads of stud. Includes mandrel and two cut-off wheels.



Recommended Tensioning Sequence

Tension each row of cable equally to 225 lbs making sure not to over tighten. Use tension gauge to accurately measure tension.




Page 71

EASY AS 1-2-3

1. What posts are you using? Wood or metal?
2. Measure your level and stair runs, calculate number of level and stair fittings.
3. Add up tensioners and non-tensioners, then calculate total cable footage (plus 5%).

Push-Lock® Fittings


Push-Lock fittings do not require any special tools for installation. Simply push the cable into the fitting and it locks.



ROUND SERIES | SWAGELESS CABLE INFILL FOR WOOD OR METAL POSTS

Non-Tensioner

Tensioner



Surface-mount configuration



For use with 1/8" cable

COD.	Description	Wt.
WLN1/8-1	Wood Level Non Tensioner	.04 kgs (.092 lbs)
WLN1/8-10	Wood Level Non Tensioner(10 pack)	.31 kgs (.693 lbs)
WLT1/8-1	Wood Level Tensioner	.07 kgs (.173 lbs)
WLT1/8-10	Wood Level Tensioner(10 pack)	.68 kgs (1.5lbs)
WSN1/8-1	Wood Stair Non Tensioner	.06 kgs (.135 lbs)
WSN1/8-10	Wood Stair Non Tensioner(10 pack)	.5 kgs (1.12 lbs)
WST1/8-1	Wood Stair Tensioner	.09 kgs (.217 lbs)
WST1/8-10	Wood Stair Tensioner(10 pack)	.88 kgs (1.94 lbs)

Inside to inside
Level/balcony or angle/stair
Wood posts

Cable Cutter



Driver




Page 71

Drill Kit **AX00.070.625**
Page 74

Non-Tensioner

Tensioner



Surface-mount configuration



For use with 1/8" cable

COD.	Description	Wt.
MLN1/8-1	Metal Level Non Tensioner	.04 kgs (.087 lbs)
MLN1/8-10	Metal Level Non Tensioner(10 pack)	.29 kgs (.638lbs)
MLT1/8-1	Metal Level Tensioner	.07 kgs (.158 lbs)
MLT1/8-10	Metal Level Tensioner(10 pack)	.61 kgs (1.349 lbs)
MSN1/8-1	Metal Stair Non Tensioner	.05 kgs (.118 lbs)
MSN1/8-10	Metal Stair Non Tensioner(10 pack)	.6 kgs (1.349 lbs)
MST1/8-1	Metal Stair Tensioner	.09 kgs (.202 lbs)
MST1/8-10	Metal Stair Tensioner(10 pack)	.81 kgs (1.793 lbs)

Inside to inside
Level/balcony or angle/stair
Metal posts

Cable Cutter




Page 71

Drill Kit **AX00.070.650**
AX00.070.645 Page 74



AISI 316



COD.	Description	Wt.
UTCABLE100-4	100' coil - 1/8" 1X19 type 316 S/S cable	2.07 kgs (4.56 lbs)
UTCABLE500-4	500' spool - 1/8" 1X19 type 316 S/S cable	10.02 kgs (22.1 lbs)

1x19 Cable(1/8" 316)

MINIMUM BREAKING STRENGTH - Cable Diameter 1/8" = 1,780 lbs.
1X19 STRAND TYPE 316 STAINLESS STEEL CABLE

Tensioner



Drill
5/16"

Tensioner



Drill
5/16"

Through-post configuration

For use with 4mm cable

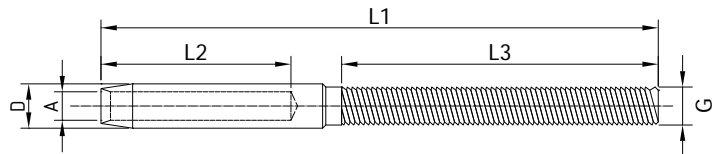

COD.	G	mm	L1	L2	L3	D	A	kg/100
AX00.050.221SX.B.SP	M6	4.0	88.0	30.0	50.0	7.0	4.5	1.2

Left handed cable terminal stud (SX)

AX00.050.220DX.B.SP	M6	4.0	88.0	30.0	50.0	7.0	4.5	1.2
----------------------------	----	-----	------	------	------	-----	-----	-----

Right handed cable terminal stud (DX)

Weight:
.016 kgs (.035 lbs)



Hydraulic crimper



Page 72

Cable Cutter



Page 71

Drill Kit **AX00.070.610**
Page 74

COD.	NV	G	kg/100
AX00.050.233SX.B.SP	12	M6	0.9 LEFT
AX00.050.232DX.B.SP	12	M6	0.9 RIGHT

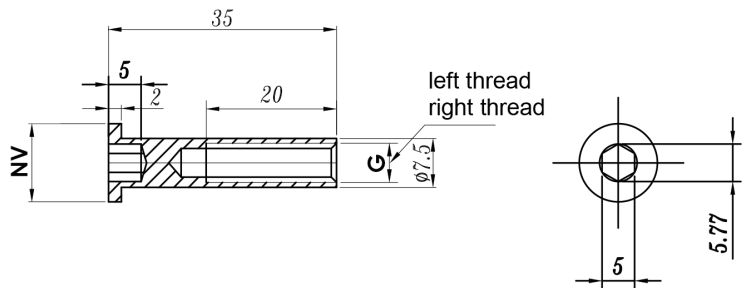
Threaded allen head cap tensioners

Weight:
.006 kgs (.013 lbs)

Drill Kit **AX00.070.610**
Page 74



For use with 4mm cable



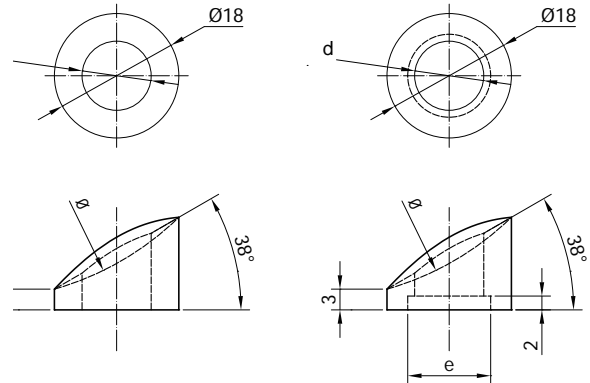


AISI 316

COD.	d	Ø	e
AX10.060.240.B.SP	12 mm	42.4 mm	14 mm ROUND

Sloping washer for round posts

Weight:
.006 kgs (.013 lbs)



Recommended for runs over 25'

AISI 316

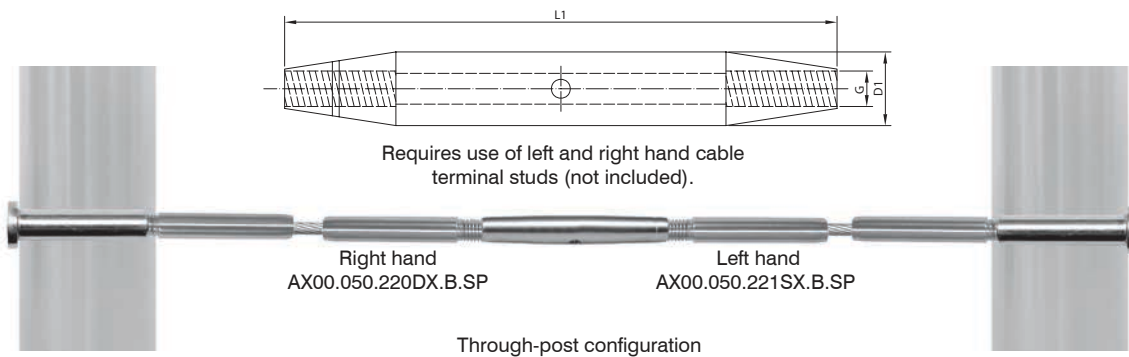


For use with 4mm cable

COD.	G	L1	D1	kg/100
AX00.050.235.B.SP	M6	65.0	10.0	1.7

Middle-tensioning body

Weight:
.025 kgs (.055 lbs)



AISI 316



Available in 328' spool

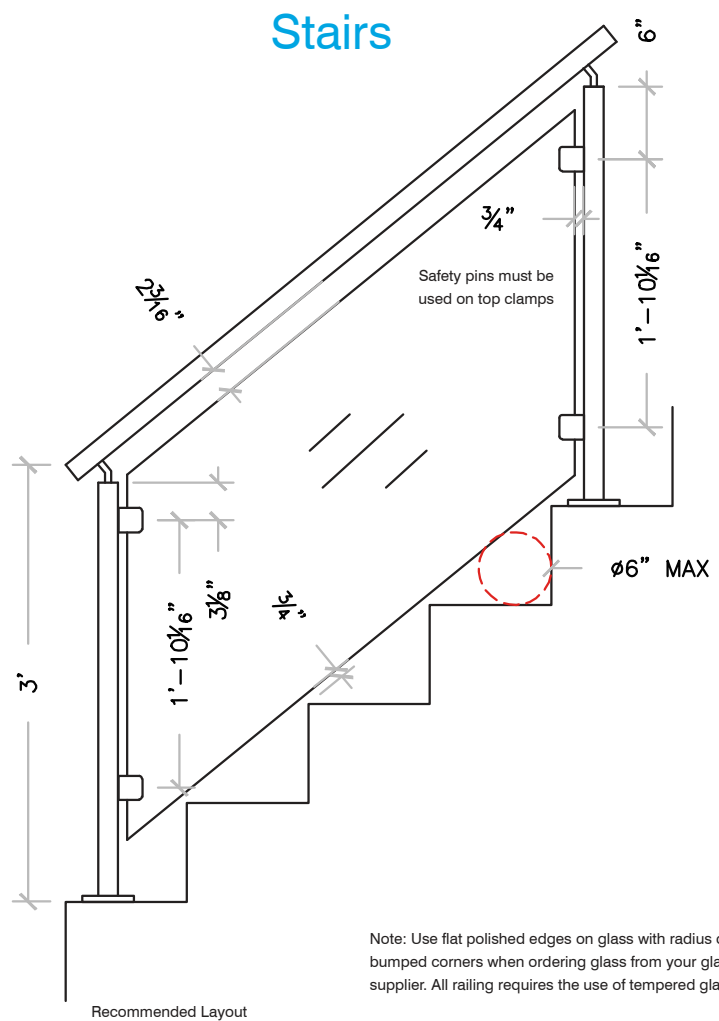
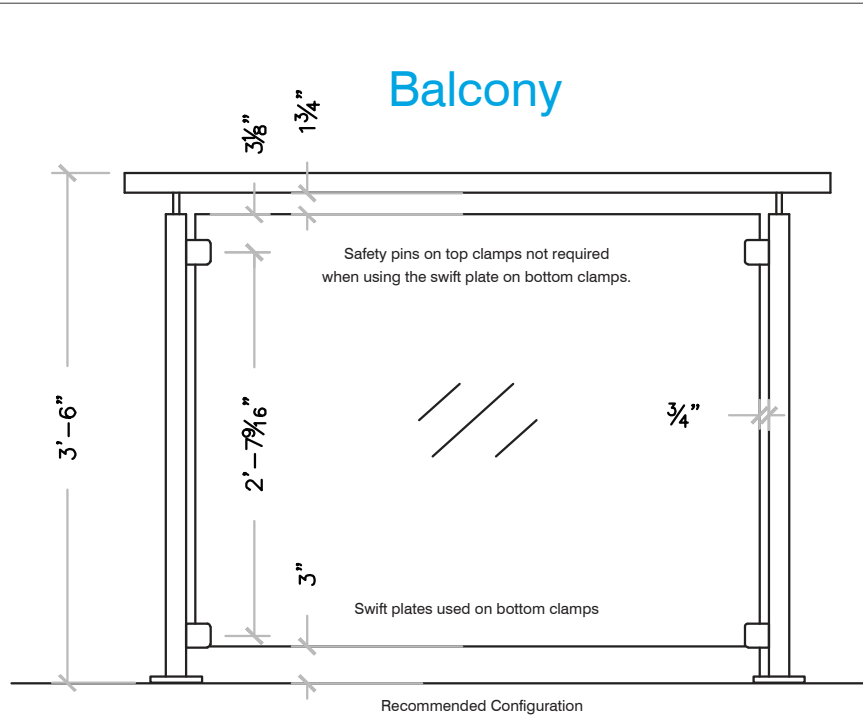


COD.	Description
AX00.040.215.B.M	328' Spool - 4 mm 1X19 type 316 S/S cable

1x19 Cable - Bulk(4MM 316)

Weight:
8.5 kgs (18.73 lbs)







Note: Use flat polished edges on glass with radius or bumped corners when ordering glass from your glass supplier. All railing requires the use of tempered glass.

COD.	Ø	L
AX10.014.180.A.SP	42.4 mm	10 - 12.76 mm

Glass clamps for round posts


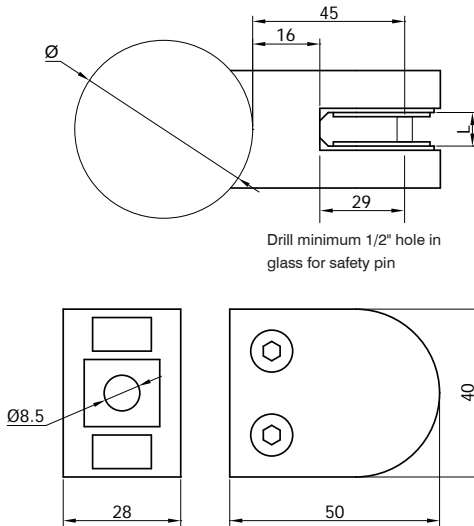
Weight:
.303 kgs (.667 lbs)

Rubber inserts not included
Available for 3/8" & 1/2" monolithic glass

Quick# 255X
Page 72

1 per location

Note: All glass on stairways and balconies are considered a hazardous location and requires the use of tempered glass.



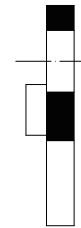
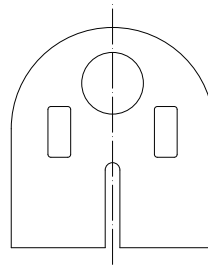
Swift plate and safety pin included

Note: Safety pin or swift plate can be used to support glass.

COD.	T
AX10.015.182R	10 mm for 3/8" glass
AX10.015.183R	12 mm for 1/2" glass

Glass clamp inserts

Weight:
.009 kgs (.02 lbs)



sold in pairs



COD.	Size	ØD
AX00.090.266.A.SP	M5	6.9 mm
AX00.090.267.A.SP	M6	8.9 mm
AX00.090.269.A.SP	M8	10.9 mm

Pop rivets - threaded inserts

Weight:
.0018 kgs (.004 lbs)
.0027 kgs (.006 lbs)
.0045 kgs (.01 lbs)

Provides stronger connection for all system screws:
handrail, bar holders and glass clamps
No tapping Required

Quick# 250X, 255X, 260X
Page 72

Sold individually





Page 72

COD.	Ø	ØBase	Height
AX10.001.001.A.SP	42.4 mm	101 mm	1000 mm (39-3/8")

Round post - floor mounted


Weight:
2.34 kgs (5.15 lbs)

 Clear Silicone



1000 mm (39-3/8")

Flange cover included

 Quick# 800X, 805X
Page 72


3 per location


For information on cutting stainless steel
houseofforgings.net/axia-install-guides

COD.	Ø	D
AX10.008.142.A.SP	105 mm	42.75 mm

Replacement Flange cover - floor mounted

Weight:
.086 kgs (.189 lbs)

 Clear Silicone




18.5


1.5


COD.	Ø
AX10.001.003.D.M	42.4 mm

Core mount

Weight:
.849 kgs (1.87 lbs)

 Anaerobic Adhesive

 Epoxy



100

200

130

32

38.4

AX10.004.063.3000.A.SP (Rd. Tubing)
AX10.004.063.5800.A.SP (Rd. Tubing)
AX20.004.070.3000.A.SP (Sq. Tubing)
AX20.004.070.5800.A.SP (Sq. Tubing)

Cut tubing to length at wall angle


Glue tubing to core mount stem using anaerobic adhesive AX00.100.525 Page 69


Epoxy core mount stem to structure/blocking EPC-410 Epoxy Page 69

COD.	Ø	D
AX10.008.143.A.SP	105 mm	42.75 x 60 mm

Angled flange cover - core mount

Weight:
.117 kgs (.257 lbs)

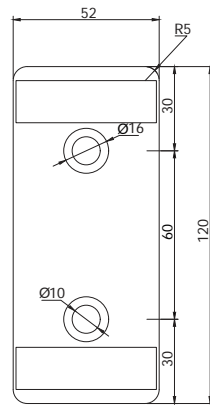
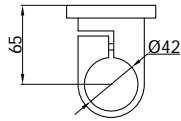
 Clear Silicone



up to 40 degrees

18.5

1.5



COD.	Ø
AX10.001.002.A.SP	42.4 mm

Wall mount


Weight:
.394 kgs (.869 lbs)

 Quick#900X, 905X
Page 72
2 per location


Note: Use round tube handrail for posts(Page 22)
AX10.004.063.3000.A.SP
AX10.004.065.5800.A.SP



AX10.007.120.A.SP



AX10.007.121.A.SP



Note: End caps should be used on the bottom of the posts.



See page 22



COD. Ø D

AX10.005.020.A.SP 42.4 x 2 mm 42.4 mm

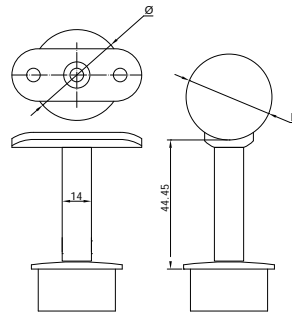
Post handrail support

Weight:
.174 kgs (.383 lbs)

 Quick# 250X, 540X
Page 72

Option: Use M5 pop rivets to attach handrail AX00.090.266.A.SP

2 per location



Round saddle included
Flat saddles available (Page 41)

COD. Ø D

AX10.005.021.A.SP 42.4 x 2 mm 42.4 mm

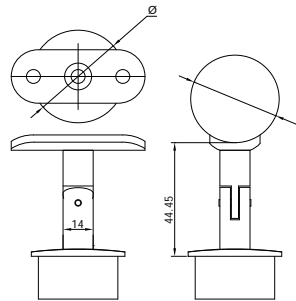
Post handrail support - adjustable

Weight:
.164 kgs (.361 lbs)

 Quick# 250X, 540X
Page 72

Option: Use M5 pop rivets to attach handrail AX00.090.266.A.SP

2 per location



20° - 90°
adjustable



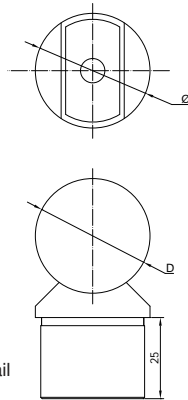
Round saddle included
Flat saddles available (Page 41)

COD. Ø D

AX10.005.026.A.SP 42.4 x 2 mm 42.4 mm

Rail support - beveled/coped

Weight:
.118 kgs (.26 lbs)






For use on level balconies only

 Quick# 260X
Page 72

Option: Use M6 pop rivets to attach handrail AX00.090.267.A.SP

1 per location

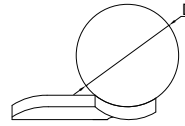
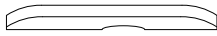
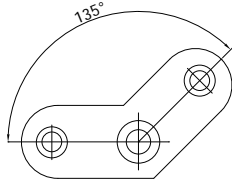
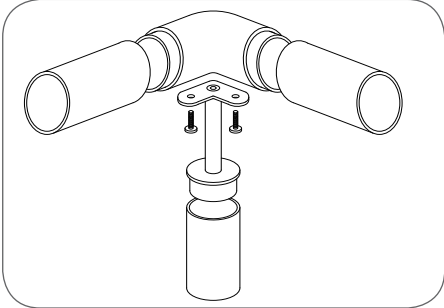


COD. D

AX10.005.022.A.SP 42.4 mm

45 degree saddle

Weight:
.047 kgs (.103 lbs)



Quick# 250X, 540X
Page 72

2 per location

COD. D

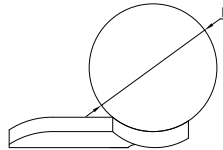
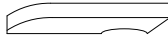
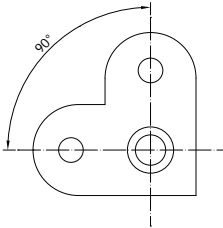
AX10.005.023.A.SP 42.4 mm

90 degree saddle

Weight:
.036 kgs (.079 lbs)

Quick# 250X, 540X
Page 72

2 per location



COD. D


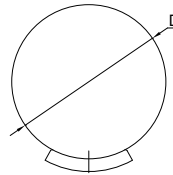
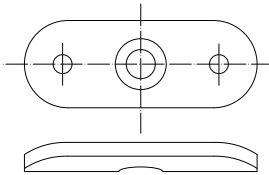
AX10.005.024.A.SP 42.4 mm


Saddle - 180 degree - round

Weight:
.037 kgs (.081 lbs)

Quick# 250X, 540X
Page 72

2 per location



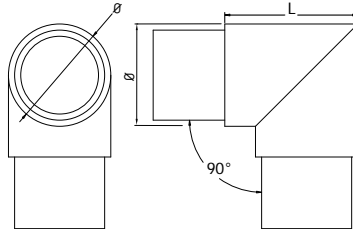


For information on cutting stainless steel
houseofforgings.net/axia-install-guides

COD.	Ø	L
AX10.004.063.3000.A.SP	42.4 x 2 mm	3000 mm (9'-10")
AX10.004.065.5800.A.SP	42.4 x 2 mm	5800 mm (19')

Round tube handrail/post

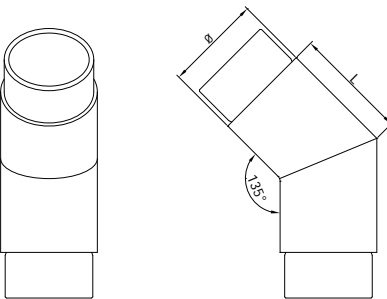
Weight:
 6.2 kgs (13.64 lbs)
 11.9 kgs (26.18 lbs)



COD.	Ø	L
AX10.008.100.A.SP	42.4 x 2 mm	50 mm

90 degree elbow

Weight:
 .266 kgs (.585 lbs)



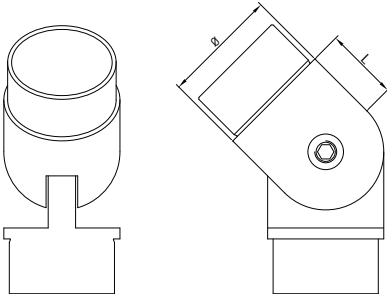
COD.	Ø	L
AX10.008.101.A.SP	42.4 x 2 mm	50 mm

45 degree elbow

Weight:
 .316 kgs (.695 lbs)



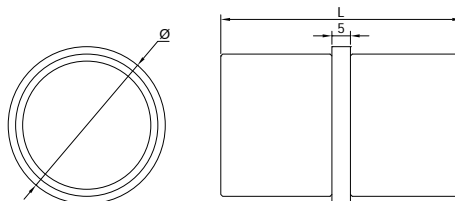
± 90° adjustable



COD.	Ø	L
AX10.008.102.A.SP	42.4 x 2 mm	50 mm

Adjustable ± 90 degree elbow

Weight:
 .379 kgs (.834 lbs)



COD.	Ø	L
AX10.008.103.A.SP	42.4 x 2 mm	50 mm

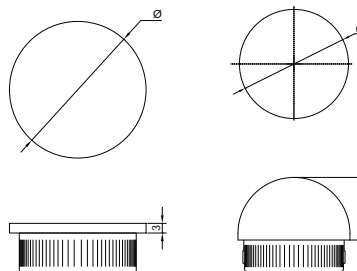

Connector

Weight:
 .121 kgs (.166 lbs)

COD.	Ø
AX10.007.120.A.SP	42.4 x 2 mm

Flat end cap

Weight:
 .057 kgs (.125 lbs)



COD.	Ø	H
AX10.007.121.A.SP	42.4 x 2 mm	21 mm

Round end cap

Weight:
 .072 kgs (.158 lbs)



COD. Ø D

AX10.008.140.A.SP 80 mm 42.4 mm

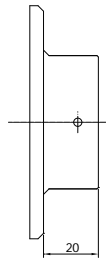
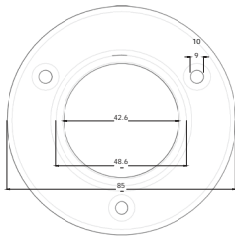
Wall mount flange

Weight:
.202 kgs (.444 lbs)



Clear Silicone

Flange cover included



Quick# 820X
Page 72
3 per location

COD. Ø D

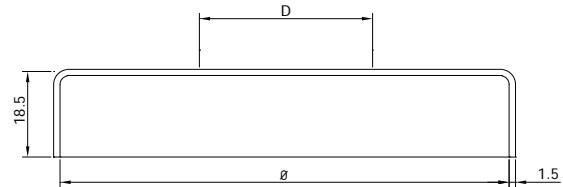
AX10.008.139.A.SP 89.7 mm 50 mm

Replacement Flange cover

Weight:
.099 kgs (.219 lbs)



Clear Silicone



COD. Ø

AX10.008.141.A.SP 42.4 x 2 mm

Adjustable wall mount flange

Weight:
.1 kgs (.22 lbs)

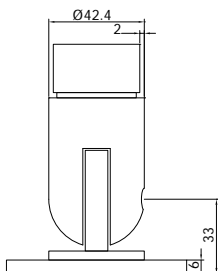
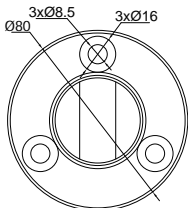


Clear Silicone



Flange cover included

± 90° adjustable



Quick# 830X
Page 72
3 per location

COD. Ø D

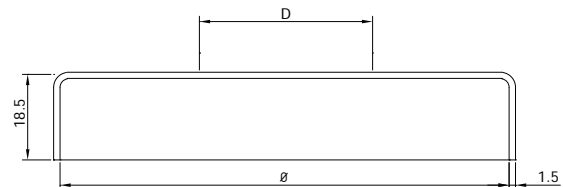
AX10.008.144.A.SP 84.6 mm 42.9 mm

Replacement Flange cover

Weight:
.054 kgs (.119 lbs)



Clear Silicone



COD. Ø L

AX10.033.104.A.SP 42.4 x 2 mm 54 mm

Wall rail return flange

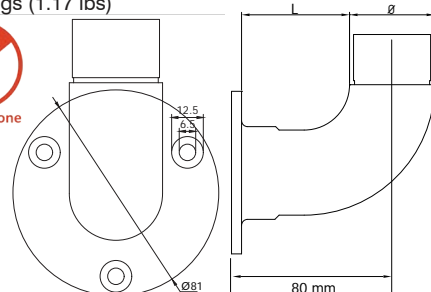
Weight:
.533 kgs (1.17 lbs)



Clear Silicone



Flange cover included



Quick# 830X
Page 72
3 per location

COD. Ø D

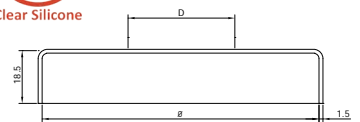
AX10.033.105.A.SP 86 mm 46.5 mm

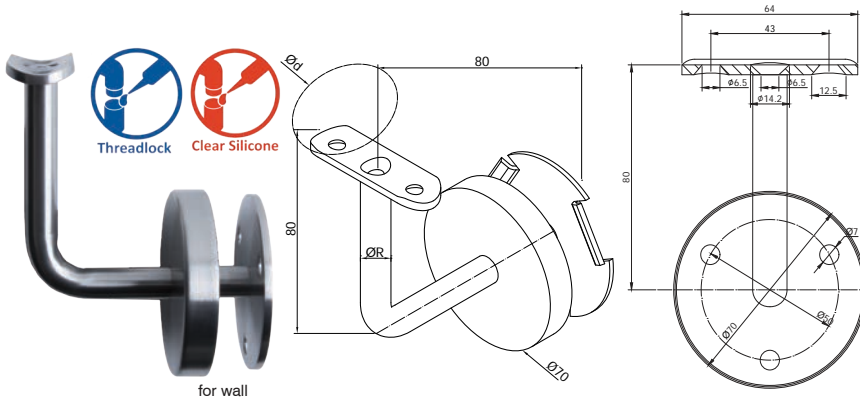
Replacement Flange cover

Weight:
.097 kgs (.213 lbs)



Clear Silicone








COD.	Ø	R	Ød
AX10.033.023.A.SP	70 mm	12 mm	42.4 mm

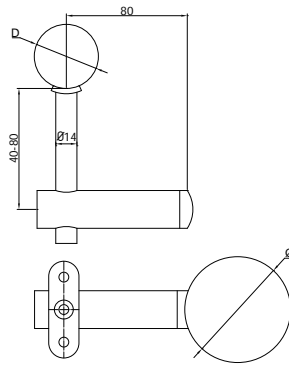
Wall handrail support

Flat saddle sold separately for flat rail options

Weight:
.275 kgs (.605 lbs)

-  Quick# 250X - 2 per location
-  Quick# 540X - 2 per location
-  Quick# 855X - 3 per location
- Page 72





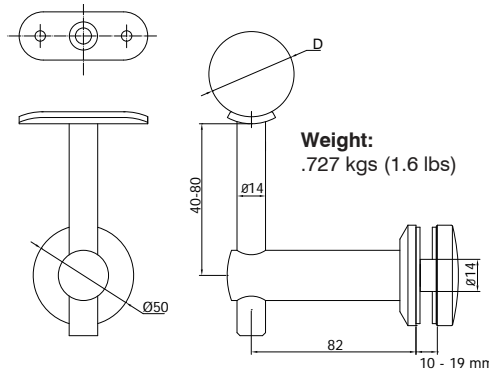


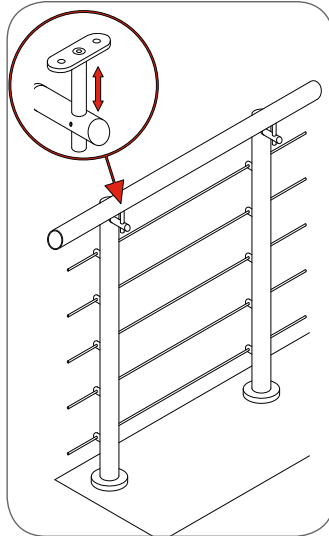
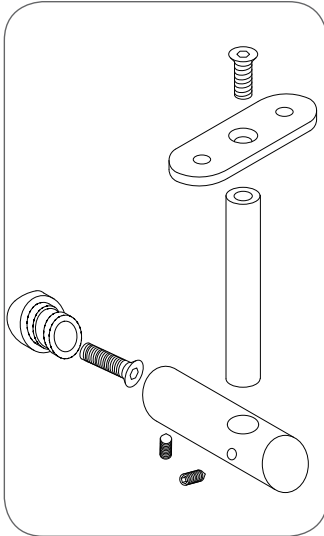
COD.	Ø	Ød
AX10.033.025.A.SP	42.4 mm	42.4 mm

Post handrail support

Flat saddle sold separately for flat rail options

Weight:
.457 kgs (1.01 lbs)

- Quick# 250X - 2 per location
- Quick# 540X - 2 per location
- Quick# 260X - 1 per location
- Page 72



Weight:
.727 kgs (1.6 lbs)

COD.	Ød
AX10.033.024.A.SP	42.4 mm

Glass handrail support

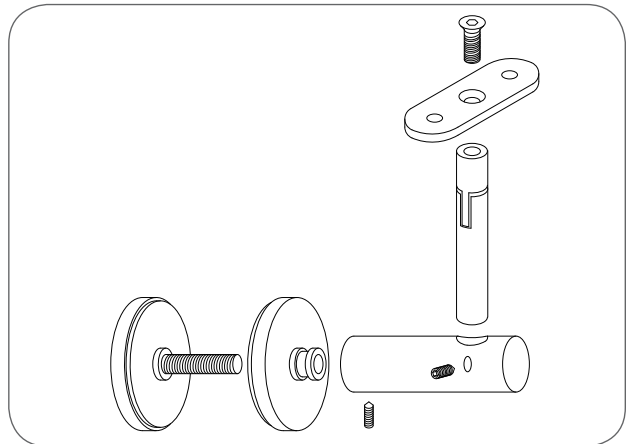
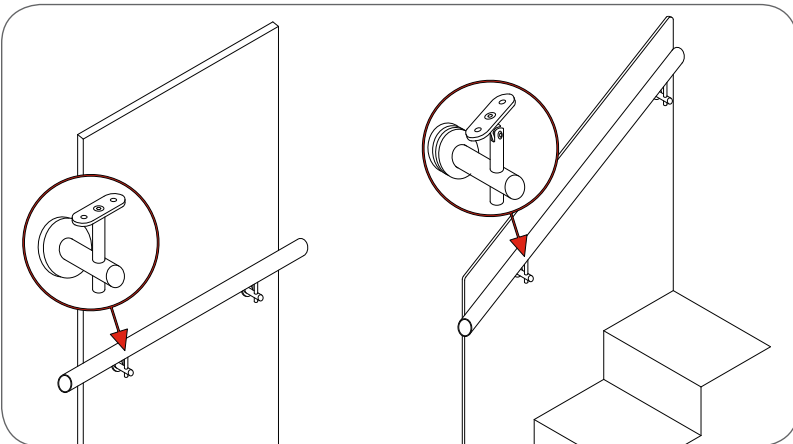
Flat saddle sold separately for flat rail options

- Quick# 250X, 540X
- Page 72


2 per location



For use on 12mm(1/2") tempered glass








COD. Ø L

AX20.009.090.A.SP 15 x 5 mm 5800 mm (19')

Flat bar infill

Weight:
3.02 kgs (6.64 lbs)



For information on cutting stainless steel
houseofforgings.net/axia-install-guides

COD. X D

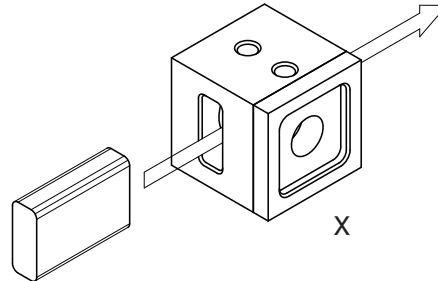
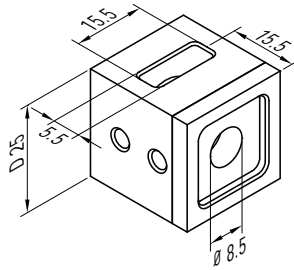
AX20.010.093.A.SP flat 15 x 5 mm

Bar holder

Weight:
.095 kgs (.209 lbs)

Quick# 260X
Page 72

1 per location



Threadlock


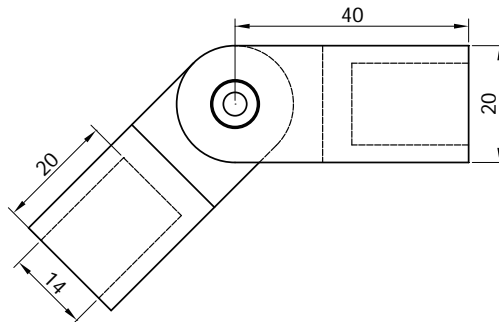


COD. D

AX20.010.091.A.SP 15 x 5 mm

Adjustable connector

Weight:
.134 kgs (.294 lbs)




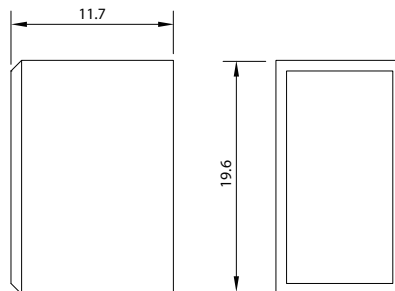

Anaerobic Adhesive

COD. D

AX20.010.092.A.SP 15 x 5 mm

End cap

Weight:
.014 kgs (.031 lbs)




Anaerobic Adhesive

COD.	Ø	L
AX10.009.83000.A.SP	12.0 x 1.5 mm	3000 mm (9'-10")
AX10.009.85800.A.SP	12.0 x 1.5 mm	5800 mm (19')

Round tube infill

Weight:
1.1 kgs (2.42 lbs)
2.11 kgs (4.64 lbs)



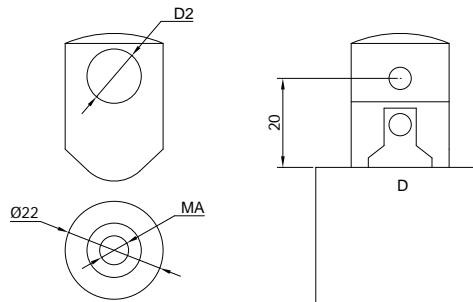
For information on cutting stainless steel
houseofforgings.net/axia-install-guides

COD.	D	D2	MA
AX10.010.205.A.SP	flat	12 mm	6.5 mm

Round tube holder - flat

Weight:
.053 kgs (.117 lbs)

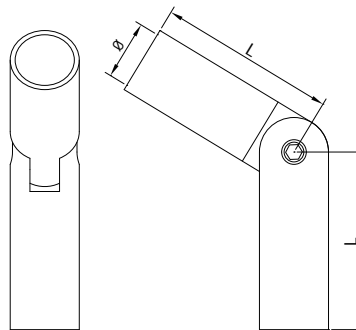
 Quick# 260X
Page 72
1 per location



COD.	Ø	L
AX10.010.082.A.SP	hole 12 mm	30 mm

Adjustable round tube connector

Weight:
.03 kgs (.066 lbs)

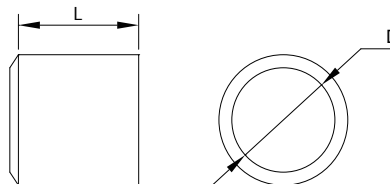


± 90° adjustable


COD.	D	L
AX10.010.081.A.SP	12 mm	15 mm

Round tube end cap

Weight:
.011 kgs (.025 lbs)








AXIA | BLACK
STAIR & RAILING SYSTEMS

Shown with black posts and 6084 wood handrail



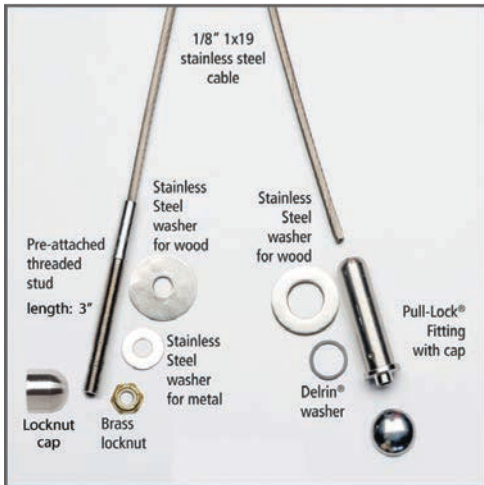
Through-post configuration

COD.	L	Wt.
HFC18.102-5	5'	.15 kgs (.331 lbs)
HFC18.102-10	10'	.227 kgs (.5 lbs)
HFC18.102-15	15'	.303 kgs (.669 lbs)
HFC18.102-20	20'	.383 kgs (.844 lbs)


Outside to outside
Level/balcony or angle/stair
Steel or wood posts

Drill Kit AX00.070.630
AX00.070.635 Page 74

Pre-assembled kit includes fittings and factory swaged cable in lengths 5'-25'



Included in kit



AISI 316

MINIMUM BREAKING STRENGTH - Cable Diameter 1/8" = 1,780 lbs.
1X19 STRAND TYPE 316 STAINLESS STEEL CABLE

1 x 19 Cable - 1/8" Diameter

Cable Cutter



Page 71

Cable cut-off wheel



Page 71

Used to cut cable flush with the end of Pull-Lock fittings, and to cut excess threads of stud. Includes mandrel and two cut-off wheels.

Tension each row of cable equally to 225 lbs making sure not to over tighten. Use tension gauge to accurately measure tension.

Tension Gauge
Page 71


Recommended Tensioning Sequence

EASY AS 1-2-3

- 1. What posts are you using? Wood or metal?**
- 2. Measure your level and stair runs, calculate number of level and stair fittings.**
- 3. Add up tensioners and non-tensioners, then calculate total cable footage (plus 5%).**

Push-Lock[®] Fittings


Push-Lock fittings do not require any special tools for installation. Simply push the cable into the fitting and it locks.



SQUARE SERIES | SWAGELESS CABLE INFILL FOR WOOD OR METAL POSTS

Non-Tensioner

Tensioner



Surface-mount configuration



For use with 1/8" cable

COD.	Description	Wt.
WLN1/8-1	Wood Level Non Tensioner	.04 kgs (.092 lbs)
WLN1/8-10	Wood Level Non Tensioner(10 pack)	.31 kgs (.693 lbs)
WLT1/8-1	Wood Level Tensioner	.07 kgs (.173 lbs)
WLT1/8-10	Wood Level Tensioner(10 pack)	.68 kgs (1.5lbs)
WSN1/8-1	Wood Stair Non Tensioner	.06 kgs (.135 lbs)
WSN1/8-10	Wood Stair Non Tensioner(10 pack)	.5 kgs (1.12 lbs)
WST1/8-1	Wood Stair Tensioner	.09 kgs (.217 lbs)
WST1/8-10	Wood Stair Tensioner(10 pack)	.88 kgs (1.94 lbs)

Inside to inside
Level/balcony or angle/stair
Wood posts

Cable Cutter

Driver



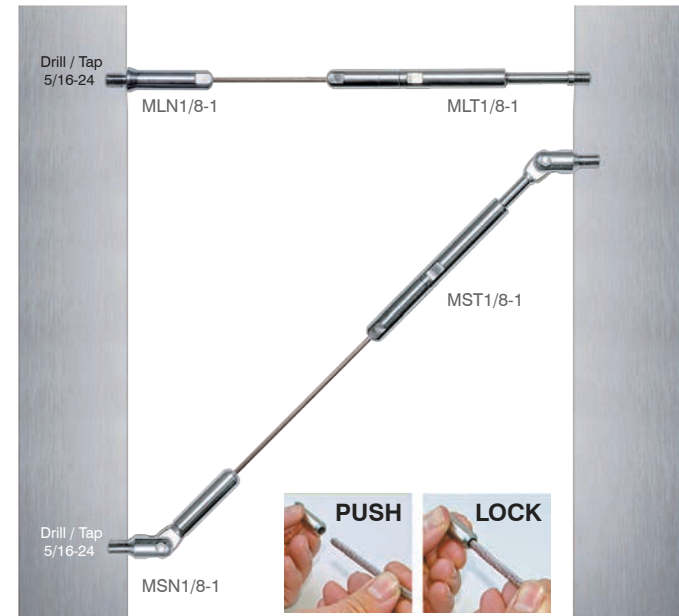
Page 71

Drill Kit **AX00.070.625**
Page 74

Page 71

Non-Tensioner

Tensioner



Surface-mount configuration



For use with 1/8" cable

COD.	Description	Wt.
MLN1/8-1	Metal Level Non Tensioner	.04 kgs (.087 lbs)
MLN1/8-10	Metal Level Non Tensioner(10 pack)	.29 kgs (.638lbs)
MLT1/8-1	Metal Level Tensioner	.07 kgs (.158 lbs)
MLT1/8-10	Metal Level Tensioner(10 pack)	.61 kgs (1.349 lbs)
MSN1/8-1	Metal Stair Non Tensioner	.05 kgs (.118 lbs)
MSN1/8-10	Metal Stair Non Tensioner(10 pack)	.6 kgs (1.349 lbs)
MST1/8-1	Metal Stair Tensioner	.09 kgs (.202 lbs)
MST1/8-10	Metal Stair Tensioner(10 pack)	.81 kgs (1.793 lbs)

Inside to inside
Level/balcony or angle/stair
Metal posts

Cable Cutter




Page 71

Drill Kit **AX00.070.650**
AX00.070.645 Page 74



AISI 316



COD.	Description	Wt.
UTCABLE100-4	100' coil - 1/8" 1X19 type 316 S/S cable	2.07 kgs (4.56 lbs)
UTCABLE500-4	500' spool - 1/8" 1X19 type 316 S/S cable	10.02 kgs (22.1 lbs)

1x19 Cable(1/8" 316)

MINIMUM BREAKING STRENGTH - Cable Diameter 1/8" = 1,780 lbs.
1X19 STRAND TYPE 316 STAINLESS STEEL CABLE

Through-post configuration

For use with 4mm cable

COD.	G	mm	L1	L2	L3	D	A	kg/100
AX00.050.221SX.B.SP	M6	4.0	88.0	30.0	50.0	7.0	4.5	1.2
AX00.050.220DX.B.SP	M6	4.0	88.0	30.0	50.0	7.0	4.5	1.2

Left handed cable terminal stud (SX)

Right handed cable terminal stud (DX)

Weight:
.016 kgs (.035 lbs)

Hydraulic crimper

Page 72

Cable Cutter

Page 71

Drill Kit **AX00.070.610**
Page 74

COD.	NV	G	kg/100
AX00.050.233SX.B.SP	12	M6	0.9 LEFT
AX00.050.232DX.B.SP	12	M6	0.9 RIGHT

Threaded allen head cap tensioners

Weight:
.006 kgs (.013 lbs)

Drill Kit **AX00.070.610**
Page 74

Left

Right

For use with 4mm cable

AISI 316

COD.	d	Ø	e
AX20.060.245.B.SP	12 mm	42.4 mm	14 mm FLAT

Sloping washer

Weight:
.006 kgs (.013 lbs)

Recommended for runs over 25' **AISI 316**


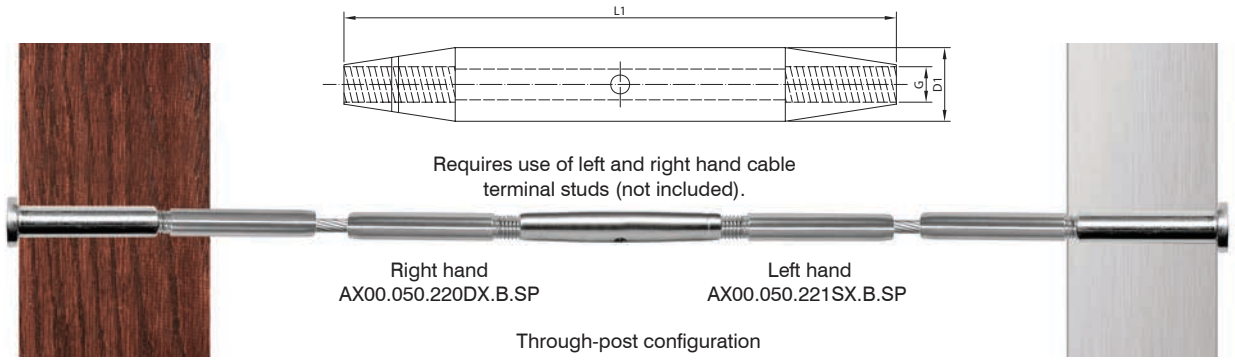


For use with 4mm cable

COD.	G	L1	D1	kg/100
AX00.050.235.B.SP	M6	65.0	10.0	1.7

Middle-tensioning body

Weight:
.025 kgs (.055 lbs)



COD.	Description
AX00.050.224.B.SP	Left Hand

**Inside to inside
Level/balcony or angle/stair
Wood posts**

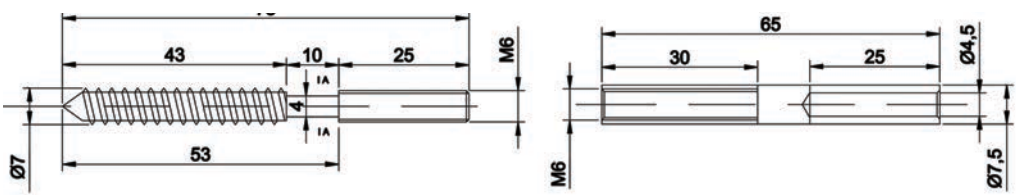
Weight:
.018 kgs (.04 lbs)



COD.	Description
AX00.050.225.B.SP	Right Hand



Threaded stud and tensioner sold as one unit



AISI 316



Available in 328' spool

COD.	Description
AX00.040.215.B.M	328' Spool - 4 mm 1X19 type 316 S/S cable

1x19 Cable - Bulk(4MM 316)

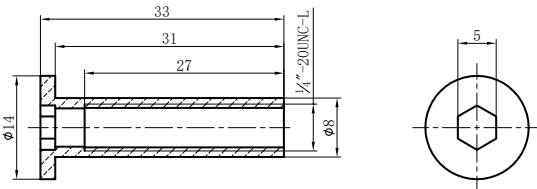
Weight:
8.5 kgs (18.73 lbs)

AXIA | BLACK **Available Fall 2023**
 STAIR & RAILING SYSTEMS

For use with 1/8" cable



Through-post configuration



COD.

- AX00.050.240.B.STB-L** Left hand
- AX00.050.240.B.STB-R** Right hand

Weight:
.018 kgs (.04 lbs)

Threaded allen cap tensioner with cable terminal stud

AISI 316



Threaded stud and tensioner sold as one unit

Hydraulic crimper



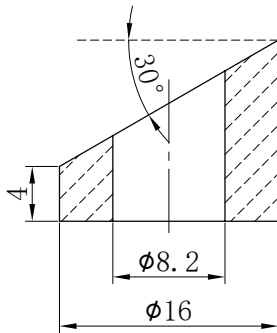
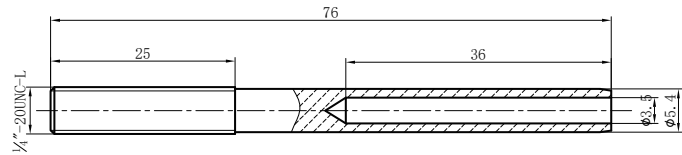
Page 72

Cable Cutter



Page 71

Drill Kit **AX00.070.610**
Page 74




AISI 316

COD.	d	Ø	e
AX20.060.245.B.STB	12 mm	42.4 mm	14 mm FLAT

Sloping washer

Weight:
.006 kgs (.013 lbs)

AISI 316



Available in 100' or 500' spool

COD.	Description
AX00.040.100.B.STB	100' Spool - 1/8" mm 1X19 type 316 S/S cable
AX00.040.500.B.STB	500' Spool - 1/8" mm 1X19 type 316 S/S cable


1x19 Cable - Bulk(1/8" - 316 - BLACK)

Weight:
8.5 kgs (18.73 lbs)

Disclaimer: Black finish is achieved through electrolytic blackening for maximum durability

AXIA[®] | BLACK

STAIR & RAILING SYSTEMS




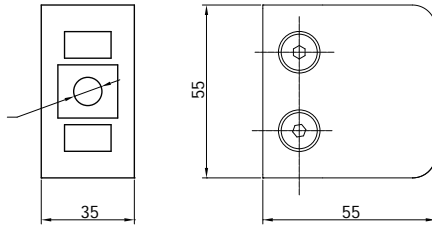
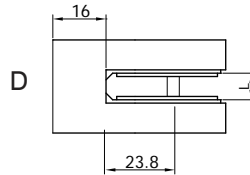

Shown with post handrail support



Shown with post handrail fittings







Note: All glass on stairways and balconies are considered a hazardous location and requires the use of tempered glass.

Note: Refer to page 16 for installation information

Swift plate and safety pin included

Note: Safety pin or swift plate can be used to support glass.

COD.	D	L
AX20.014.190.A.SP	flat	10 - 12.76 mm

Glass clamps for flat posts

Weight: .328 kgs (.727 lbs)
 Rubber inserts not included
 Available for 3/8" & 1/2" monolithic glass

COD.	D	L
AX20.014.190.A.STB	flat	10 - 12.76 mm

Glass clamps for flat posts- Black



Rubber inserts included for 3/8" & 1/2" monolithic glass



Zinc Alloy

Quick# 255X, 830X
 Page 72

1 per location



sold in pairs

COD.	T
AX20.014.191.R	10 mm for 3/8" glass
AX20.014.192.R	12 mm for 1/2" glass

Glass clamp inserts

T - indicates glass thickness

Weight: .009 kgs (.02 lbs)



COD.	Size	ØD
AX00.090.266.A.SP	M5	6.9 mm
AX00.090.267.A.SP	M6	8.9 mm
AX00.090.269.A.SP	M8	10.9 mm

Pop rivets - threaded inserts

Weight:
 .0018 kgs (.004 lbs)
 .0027 kgs (.006 lbs)
 .0045 kgs (.01 lbs)

Provides stronger connection for all system screws: handrail, bar holders and glass clamps
 No tapping Required

Quick# 250X, 255X, 260X
 Page 72

Sold individually



Pop rivet tool

Page 72



COD.	Ø	ØBase
AX20.001.010.A.SP	40 x 40 x 2 mm	100 x 100 mm
AX20.001.010.A.STB	40 x 40 x 2 mm	100 x 100 mm

Black

Square post

Weight:
3.03 kgs (6.66 lbs)

Quick# 800X, 805X
Page 72
2 per location

1000 mm (39-3/8")

Flange cover included

Clear Silicone

Red Oak

1371.6 mm (54")

COD.	H	Ø	Wt.
RO-4000	54"	3-1/4" x 3-1/4"	6.8 kgs (15 lbs)
RO-4923-41	41"	1-3/4" x 1-3/4"	.907 kgs (2 lbs)

Wood posts

S-9403, S-9401
Page 74
1 per location

COD.	H	Ø	Wt.
SQUARE-CAP-4000	2"	3-1/4" x 3-1/4"	.261 kgs (.57 lbs)

Post cap

Red Oak

For information on cutting stainless steel
houseofforgings.net/axia-install-guides

Clear Silicone

COD.	Ø	D
AX20.003.012.A.SP	105 mm	42.5 x 42.5 mm
AX20.003.012.A.STB	105 mm	Black

Replacement flange cover

Weight:
.147 kgs (.323 lbs)

COD.	Ø
AX20.001.011.A.SP	40 x 40 x 2 mm

Wall mount

Quick# 900X, 905X
Page 72
2 per location

Weight:
.727 kgs (1.6 lbs)

Note: Use square tube handrail for post (Page 42)

AX20.004.071.3000.A.SP
AX20.004.070.5800.A.SP

COD.	Ø
AX20.001.013.D.M	40 x 40 x 2 mm

Core mount

Weight:
.615 kgs (1.35 lbs)

For installation guidelines see page 18.

Anaerobic Adhesive

Epoxy

up to 40 degrees

Clear Silicone

COD.	Ø	D
AX20.003.015.A.SP	105 mm	42.5 x 54.2 mm
AX20.003.015.A.STB	105 mm	Black

Angled flange cover - core mount

Weight:
2.36 kgs (5.2 lbs)

COD.	A	B
AX20.005.030.A.SP	flat	40 x 40 x 2 mm

Post handrail support

Weight:
.235 kgs (.517 lbs)

Quick# 250X, 540X
Page 72

Option: Use M5 pop rivets to attach handrail AX00.090.266.A.SP

2 per location

Threadlock
Anaerobic Adhesive

COD.	A	B
AX20.005.031.A.SP	flat	40 x 40 x 2 mm
AX20.005.031.A.STB	flat	40 x 40 x 2 mm

Adjustable post handrail support

Weight:
.202 kgs (.444 lbs)

Quick# 250X, 540X
Page 72

Option: Use M5 pop rivets to attach handrail AX00.090.266.A.SP

2 per location

AXIA BLACK
STAIR & RAILING SYSTEMS

20° - 90° adjustable

Threadlock
Anaerobic Adhesive

COD.	A	B
HF17.4001	flat	38 x 38 x 2 mm
HFSTB17.4001	flat	38 x 38 x 2 mm

Adjustable wood post handrail support

Weight:
.181 kgs (.4 lbs)

Quick# 250X, 540X
Page 72

Option: Use M5 pop rivets to attach handrail AX00.090.266.A.SP

2 per location

AXIA BLACK
STAIR & RAILING SYSTEMS

20° - 90° adjustable

Threadlock

wood hardware included
no threadlock required for wood rail

COD.	D
AX10.005.025.A.SP	flat

Saddle

Weight:
.035 kgs (.077 lbs)

Quick# 250X, 540X
Page 72

2 per location

COD.	D
AX20.005.032.A.SP	flat

Saddle - 90 degree

Weight:
.036 kgs (.079 lbs)

Quick# 250X, 540X
Page 72


2 per location

COD.	Ø	L	Wt.
AX20.004.071.3000.A.SP	40 x 40 x 2 mm	3000 mm (9'-10")	7.5 kgs (16.5 lbs)
AX20.004.070.5800.A.SP	40 x 40 x 2 mm	5800 mm (19')	14.5 kgs (31.9 lbs)
AX20.004.070.3000.A.STB	40 x 40 x 2 mm	3000 mm (9'-10")	7.5 kgs (16.5 lbs)
AX20.004.070.5800.A.STB	40 x 40 x 2 mm	5800 mm (19')	14.5 kgs (31.9 lbs)

Black

Square tube handrail/post

For information on cutting stainless steel
houseofforgings.net/axia-install-guides

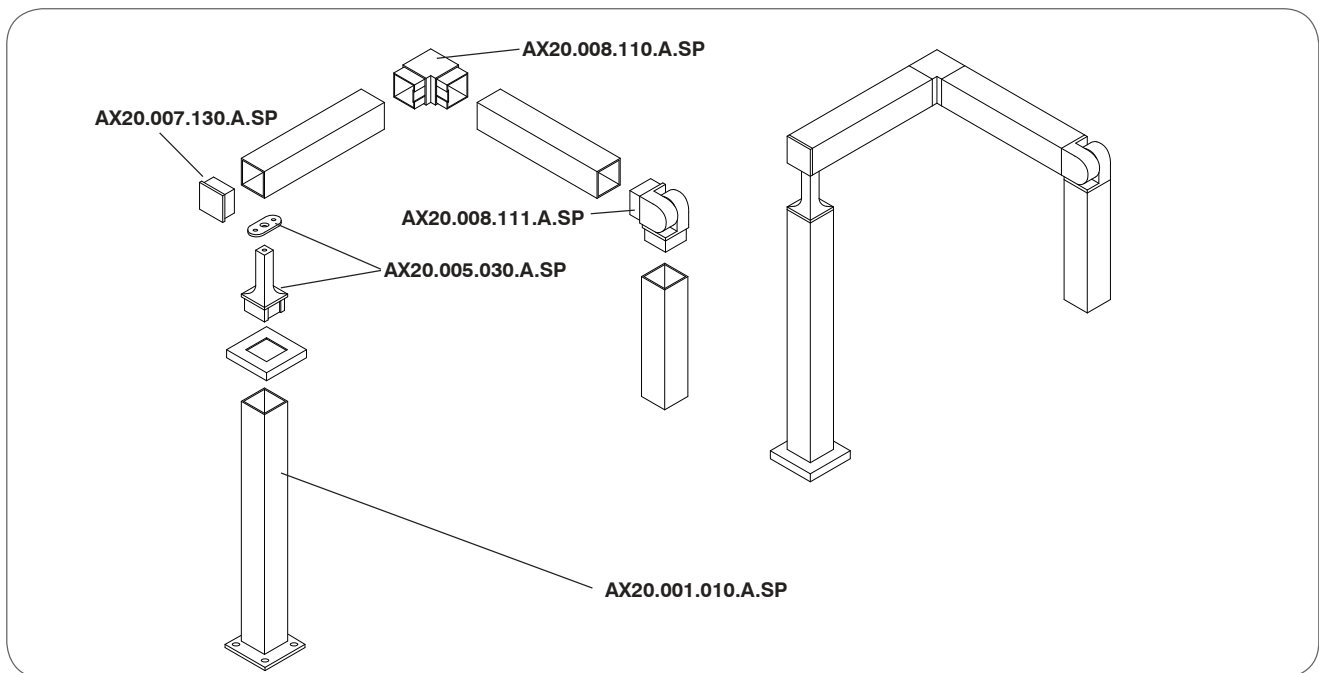


COD.	Ø	L	Wt.
RO-6084-20	2-5/8" x 1-5/8"	20'	13.61 kgs (30 lbs)
RO-6084-18	2-5/8" x 1-5/8"	18'	12.25 kgs (27 lbs)
RO-6084-16	2-5/8" x 1-5/8"	16'	10.89 kgs (24 lbs)
RO-6084-14	2-5/8" x 1-5/8"	14'	9.53 kgs (21 lbs)
RO-6084-12	2-5/8" x 1-5/8"	12'	8.16 kgs (18 lbs)
RO-6084-10	2-5/8" x 1-5/8"	10'	6.8 kgs (15 lbs)
RO-6084-8	2-5/8" x 1-5/8"	8'	5.44 kgs (12 lbs)
RO-6084-6	2-5/8" x 1-5/8"	6'	4.08 kgs (9 lbs)
RO-6084-4	2-5/8" x 1-5/8"	4'	2.72 kgs (6 lbs)
RO-6284-16	2-1/4" x 2-3/8"	16'	10.89 kgs (24 lbs)
RO-6284-8	2-1/4" x 2-3/8"	8'	5.44 kgs (12 lbs)
RO-6484-16	2-1/4" x 2-1/4"	16'	10.89 kgs (24 lbs)
RO-6484-8	2-1/4" x 2-1/4"	8'	5.44 kgs (12 lbs)
RO-6002-20	2-5/8" x 1-5/8"	20'	13.61 kgs (30 lbs)
RO-6002-16	2-5/8" x 1-5/8"	16'	10.89 kgs (24 lbs)
RO-6002-8	2-5/8" x 1-5/8"	8'	5.44 kgs (12 lbs)
RO-6060-16	2" x 1-1/16"	16'	3.63 kgs (8 lbs)
RO-6060-8	2" x 1-1/16"	8'	1.81 kgs (4 lbs)



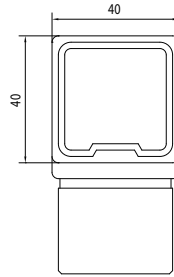
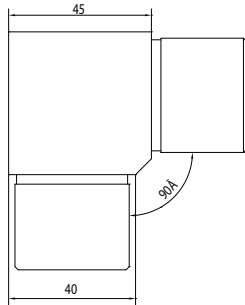

Wood Handrail - Red Oak

Additional species available





AXIA BLACK
STAIR & RAILING SYSTEMS



COD. Ø

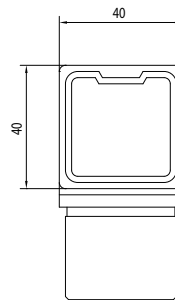
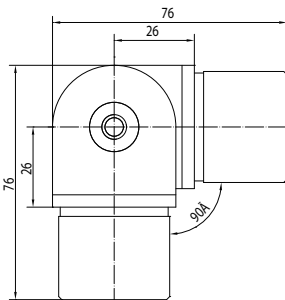
AX20.008.110.A.SP 40 x 40 x 2 mm
AX20.008.110.A.STB 40 x 40 x 2 mm
Black

90 Degree elbow

Weight:
.037 kgs (.184 lbs)



AXIA BLACK
STAIR & RAILING SYSTEMS



COD. Ø

AX20.008.111.A.SP 40 x 40 x 2 mm
AX20.008.111.A.STB 40 x 40 x 2 mm
Black

Adjustable ± 90 degree elbow


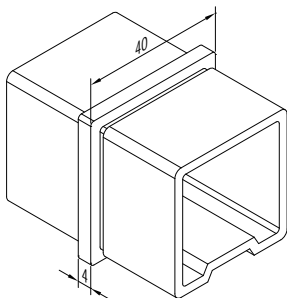
Weight:
.546 kgs (1.2 lbs)

COD. Ø

AX20.008.112.A.SP 40 x 40 x 2 mm
AX20.008.112.A.STB 40 x 40 x 2 mm
Black

Connector

Weight:
.155 kgs (.341 lbs)



Anaerobic Adhesive



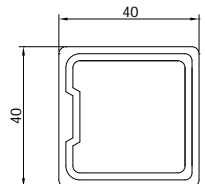
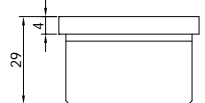
Anaerobic Adhesive

COD. Ø

AX20.007.130.A.SP 40 x 40 x 2 mm
AX20.007.130.A.STB 40 x 40 x 2 mm
Black

End cap

Weight:
.1 kgs (.22 lbs)



COD. Ø

AX20.008.113.A.STB 40 x 40 x 2 mm
Black

Tee Connector

Weight:
.037 kgs (.184 lbs)



Anaerobic Adhesive



Anaerobic Adhesive



AXIA BLACK
STAIR & RAILING SYSTEMS

COD. Ø

AX20.008.114.A.STB 40 x 40 x 2 mm
Black

Three way Tee Connector

Weight:
.037 kgs (.184 lbs)




AXIA BLACK
STAIR & RAILING SYSTEMS

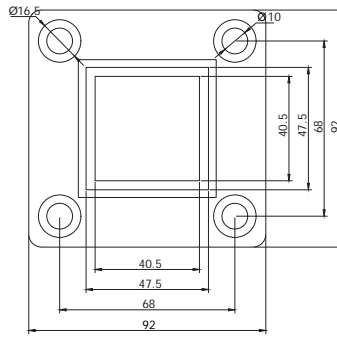
AXIA | BLACK
STAIR & RAILING SYSTEMS



Clear Silicone



Flange cover included



COD. Ø


AX20.008.150.A.SP 40 x 40 x 2 mm
AX20.008.150.A.STB 40 x 40 x 2 mm
Black

Wall mount flange

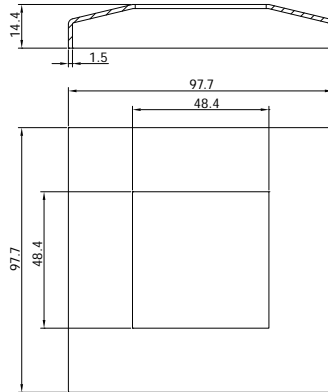
Weight:
.578 kgs (1.27 lbs)

Quick# 830X
Page 72

4 per location



Clear Silicone




COD. Ø

AX20.008.151.A.SP 40 x 40 x 2 mm


Replacement cover for wall mount flange

Weight:
.108 kgs (.238 lbs)

AXIA | BLACK
STAIR & RAILING SYSTEMS



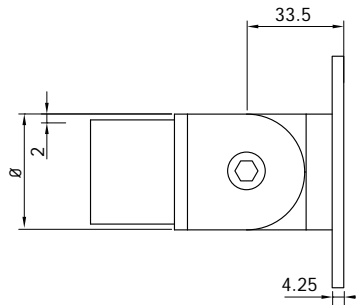
± 90° adjustable



Flange cover included



Clear Silicone

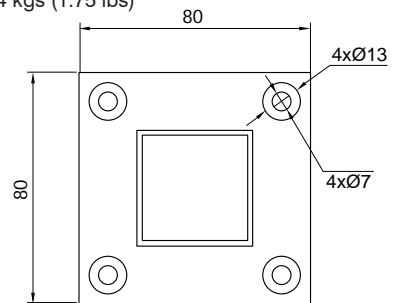


COD. Ø

AX20.008.152.A.SP 40 x 40 x 2 mm
AX20.008.152.A.STB 40 x 40 x 2 mm


Adjustable wall mount flange

Weight:
.794 kgs (1.75 lbs)

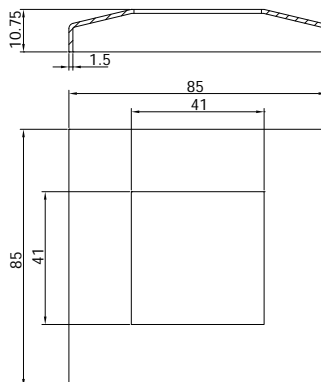


Quick# 830X
Page 72

4 per location



Clear Silicone



COD. Ø

AX20.008.153.A.SP 40 x 40 x 2 mm

Replacement cover for adjustable wall mount flange

Weight:
.078 kgs (.172 lbs)

COD.	D
AX20.005.033.A.SP	flat

Wall handrail support

Weight:
.328 kgs (.722 lbs)

Quick# 250X, 540X, 855X
Page 72

2 per location

COD.	D
HF17.4002	flat
HFSTB17.4002	flat

Black

Wall handrail support

Weight:
.328 kgs (.722 lbs)

Quick# 250X, 540X
Page 72

2 per location

COD.	D
AX20.005.035.A.SP	flat

Post handrail support

Weight:
.375 kgs (.825 lbs)

Quick# 250X - 2 per location
Quick# 540X - 2 per location
Quick# 260X - 1 per location
Page 72

COD.	D
AX20.005.034.A.SP	flat

Glass handrail support

Weight:
.623 kgs (1.37 lbs)

Quick# 250X, 540X
Page 72

2 per location



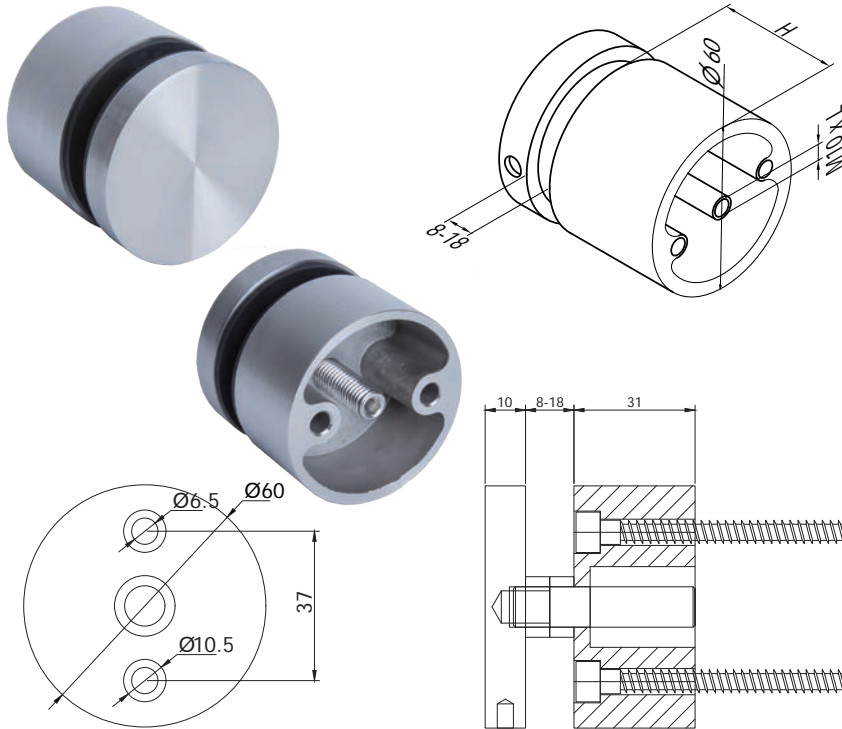
AXIA | BLACK
STAIR & RAILING SYSTEMS



AXIA | BLACK
STAIR & RAILING SYSTEMS







COD.	H	Glass Thickness
AX30.017.040.A.SP	30.1 mm	8-18 mm
AX30.017.040.A.STB	30.1 mm	8-18 mm

Black

Glass standoff - round

Weight:
.543 kgs (1.17 lbs)

Quick# 900X, 905X
Page 72

2 per location



AXIA | BLACK
STAIR & RAILING SYSTEMS

Available Fall 2023



COD.	Thickness
AX30.017.042.F	1.25 mm

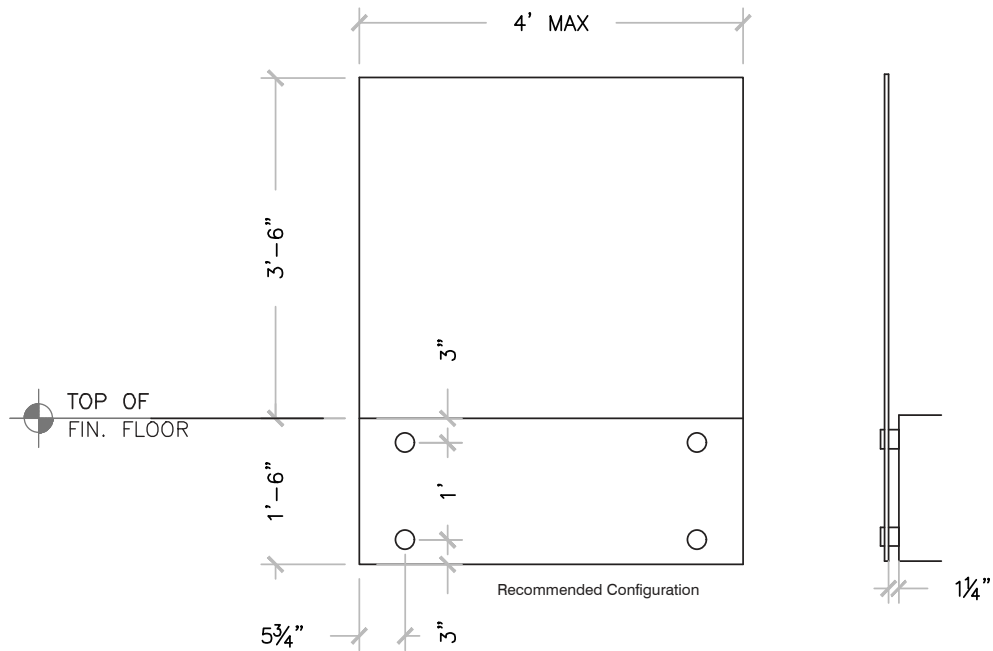
Glass leveling shim - round

Weight:
.011 kgs (.024 lbs)

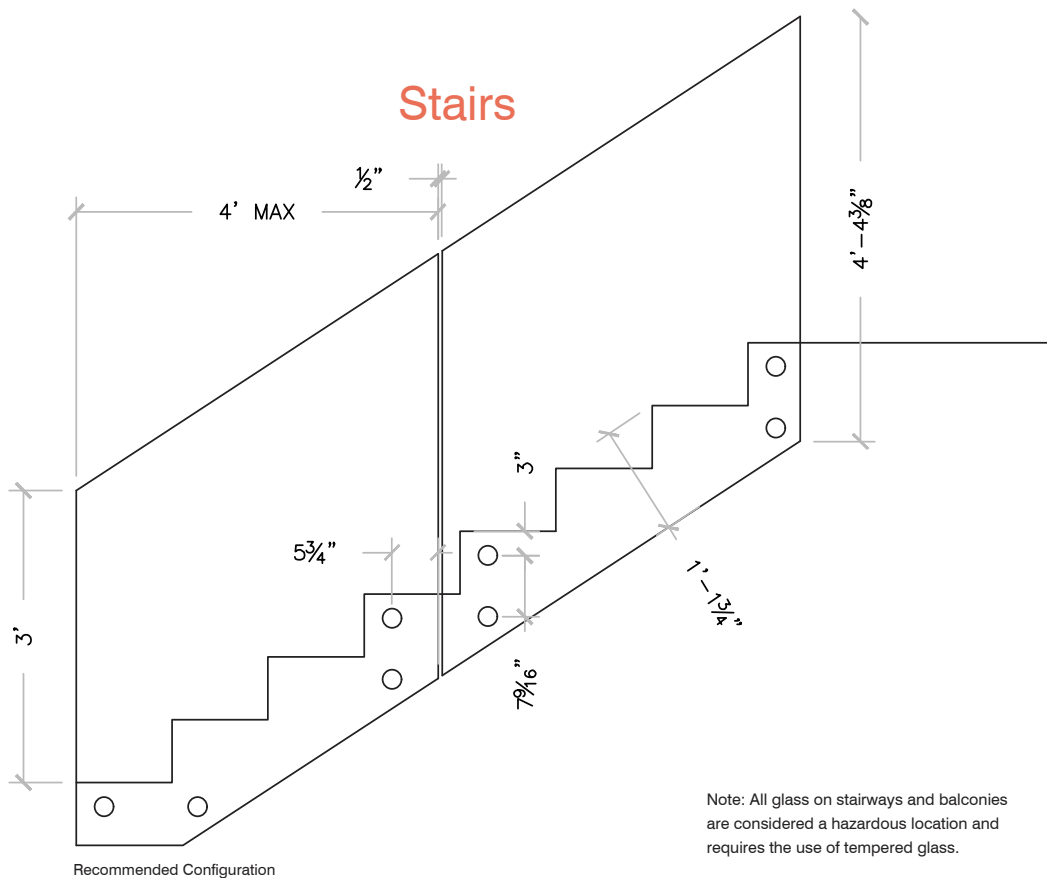
Note: Stack shims as needed to make glass plumb/level



Balcony



Stairs



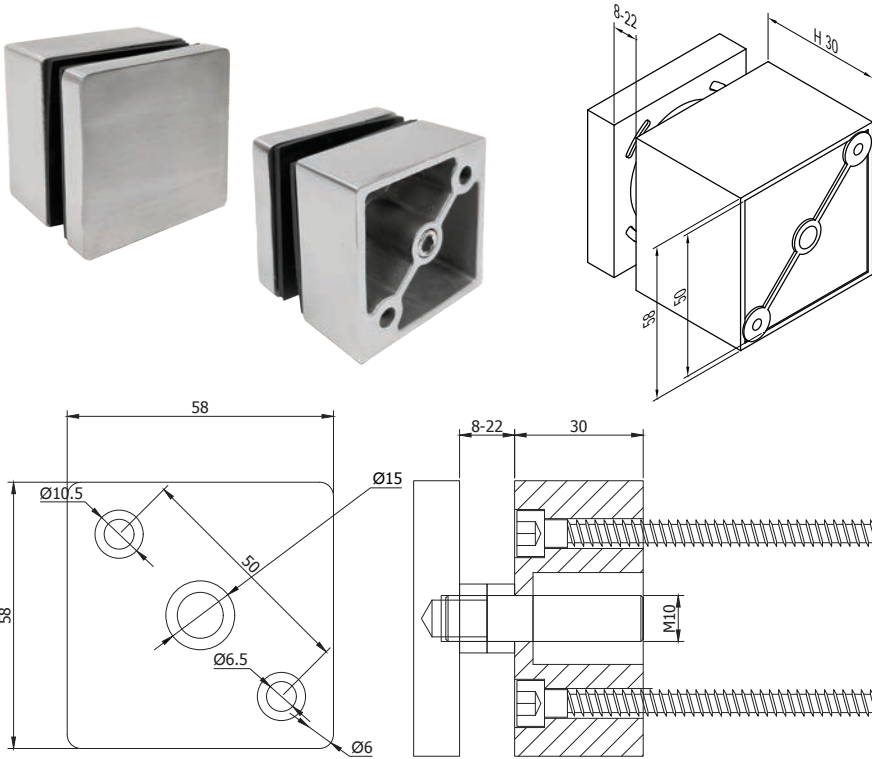
Cap rail required on glass for stairs to meet IRC code and recommended for balconies.
Check your local municipality for requirements

Note: All glass on stairways and balconies are considered a hazardous location and requires the use of tempered glass.

Note: Use flat polished edges on glass with radius or bumped corners when ordering glass from your glass supplier. All railing requires the use of tempered glass.







COD.	H	Glass Thickness
AX30.017.041.A.SP	30 mm	8.76 - 21.52 mm
AX30.017.041.A.STB	30 mm	8.76 - 21.52 mm

Black


Glass standoff - square

Weight:
.649 kgs (1.43 lbs)


Quick# 900X, 905X
Page 72



2 per location



AXIA | BLACK
STAIR & RAILING SYSTEMS
Available Fall 2023




COD.	Thickness
AX30.017.043.F	1.25 mm

Glass leveling shim - square

Weight:
.013 kgs (.029 lbs)

Note: Stack shims as needed to make glass plumb/level









Floor mount





Wall mount

U Channel Series | Mounting Options


COD.	dim.	L.	Wt.
AX40.020.050.D.M	121 x 43 mm	5000 mm (16'-4")	24.59 kgs (54.78lbs)
Requires 2 glass gasket & wedge kits - Requires 25 anchors			
AX40.020.051.D.M	121 x 43 mm	2500 mm (8'-2")	12.45 kgs (27.39 lbs)
Requires 1 glass gasket & wedge kit - Requires 13 anchors			

Floor mount profile


 **Satin Aluminum finish**

 Quick# 880X, 885X
Page 72


C (10 pcs.)




B (2.5m)

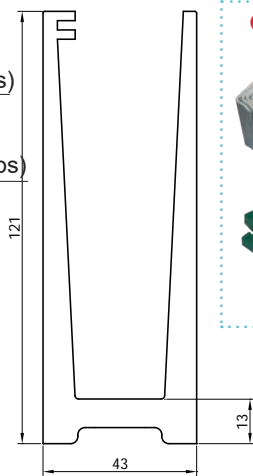


D (10 pcs.)



E (2.5m)






For use with up to 3/4" glass. Gasket will only fit 1/2" glass. When using 3/4" glass Bronze Sealant is required to seal U channel to glass.

For information on cutting stainless steel houseofforgings.net/axia-install-guides

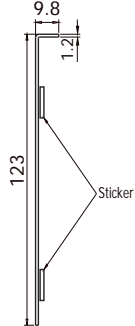
COD.	dim.	L.	Wt.
AX40.024.279.A.SP	123 mm	2500 mm	3.62 kgs (7.96 lbs)

Stainless steel cladding for floor profile

See recommended tools section for information on cutting stainless steel.
www.axiarailing.com/recommended-tools




self adhesive





Sticker

COD.	dim.	L.	Wt.
AX40.020.052.D.M	119 x 45 mm	5000 mm (16'-4")	25.52 kgs (56.14 lbs)
Requires 2 glass gasket & wedge kits - Requires 19 anchors			
AX40.020.053.D.M	119 x 45 mm	2500 mm (8'-2")	12.76 kgs (28.07 lbs)
Requires 1 glass gasket & wedge kit - Requires 10 anchors			


Wall mount profile

 **Satin Aluminum finish**


 **AX40.020.055.D.SP Hole plugs**
For use when cladding will not be installed

 Quick# 880X, 885X
Page 72


C (10 pcs.)




B (2.5m)

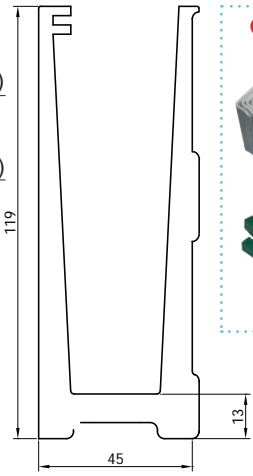


D (10 pcs.)



E (2.5m)






For use with up to 3/4" glass. Gasket will only fit 1/2" glass. When using 3/4" glass Bronze Sealant is required to seal U channel to glass.

For information on cutting stainless steel houseofforgings.net/axia-install-guides

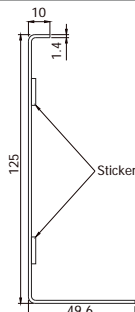
COD.	dim.	L.	Wt.
AX40.024.280.A.SP	122 mm	2500 mm (8'-2")	3.62 kgs (7.96 lbs)

Stainless steel cladding for wall profile

See recommended tools section for information on cutting stainless steel.
www.axiarailing.com/recommended-tools



self adhesive



Sticker

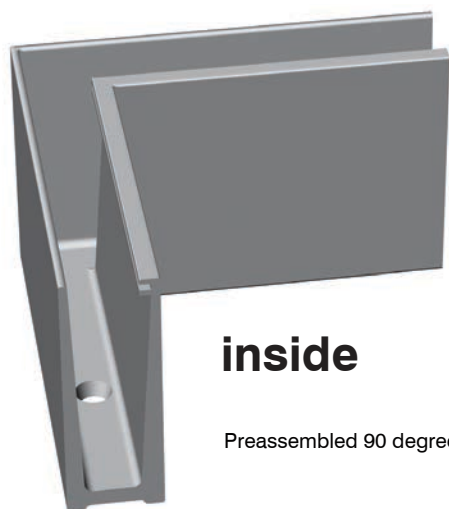

COD.

AX40.021.285.R

Glass gasket & wedge kit

Wedge kits are not included with U Channel
This part is sold separately

Weight:
1.41 kgs (3.11 lbs)

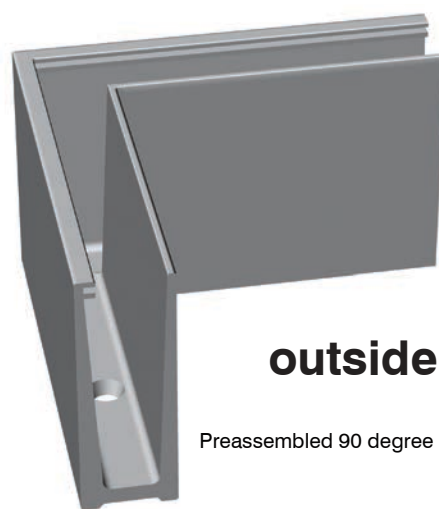


inside

Preassembled 90 degree corner

Floor profile

Quick# 880X, 885X
Page 72
2 per location



outside

Preassembled 90 degree corner

COD.	dim.	L.
------	------	----

AX40.023.272.D.M	120 x 45 mm	200 mm
-------------------------	-------------	--------

Requires 2 anchors

Inside corner for floor profile **Weight:**
1.75 kgs (3.85 lbs)

COD.	dim.	L.
------	------	----

AX40.023.274.D.M	120 x 45 mm	200 mm
-------------------------	-------------	--------

Requires 2 anchors

Outside corner for floor profile **Weight:**
1.75 kgs (3.85 lbs)




inside

Preassembled 90 degree corner

Wall profile

Quick# 880X, 885X
Page 72
2 per location



outside

Preassembled 90 degree corner

COD.	dim.	L.
------	------	----

AX40.023.276.D.M	120 x 43 mm	200 mm
-------------------------	-------------	--------

Requires 2 anchors


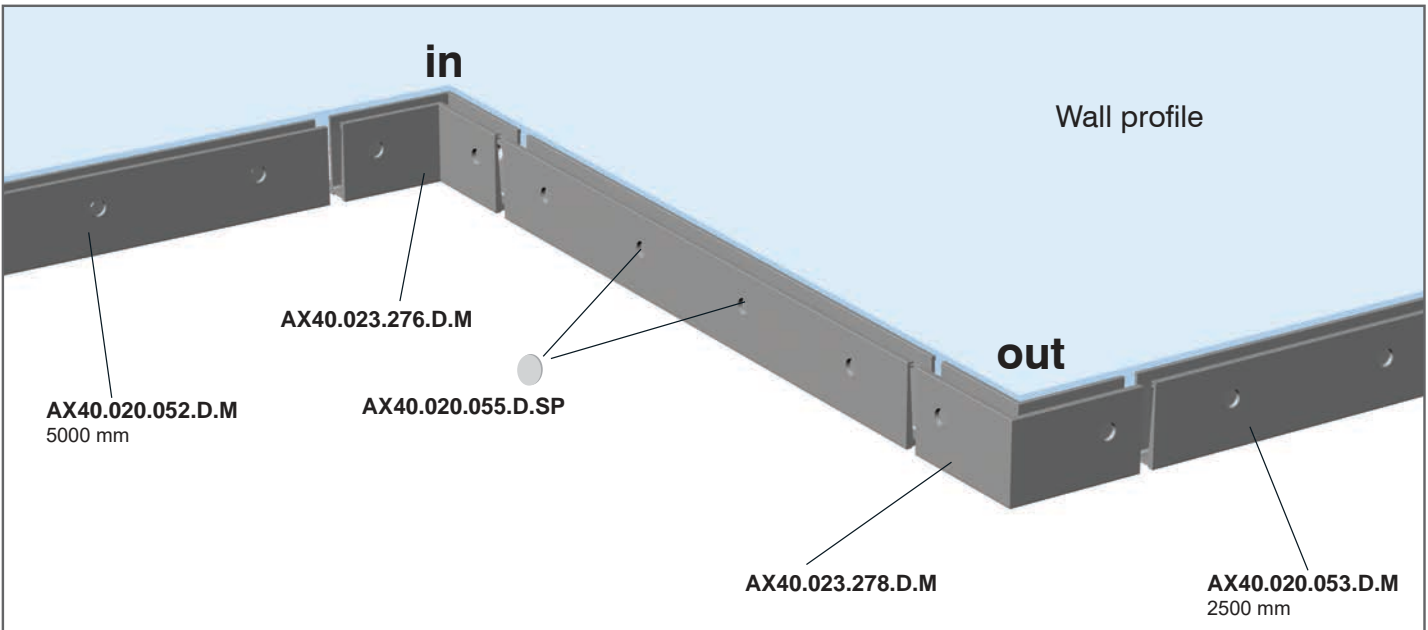
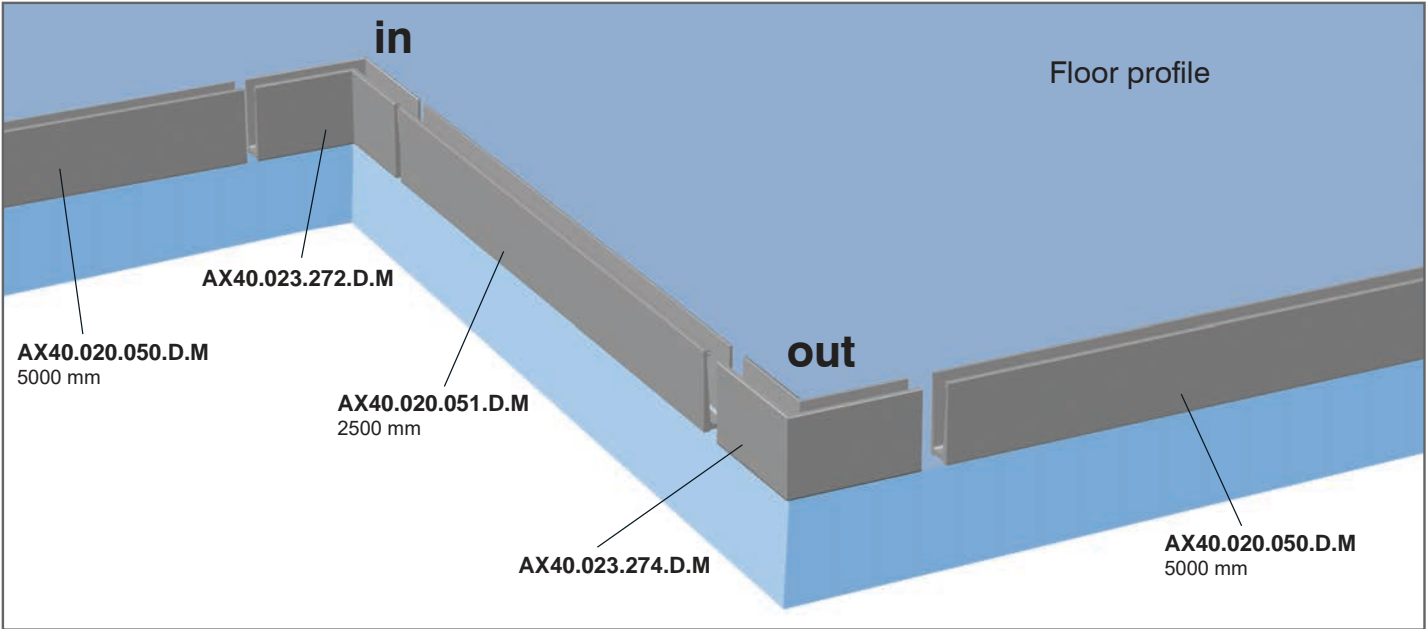
Inside corner for wall profile **Weight:**
1.79 kgs (3.95 lbs)

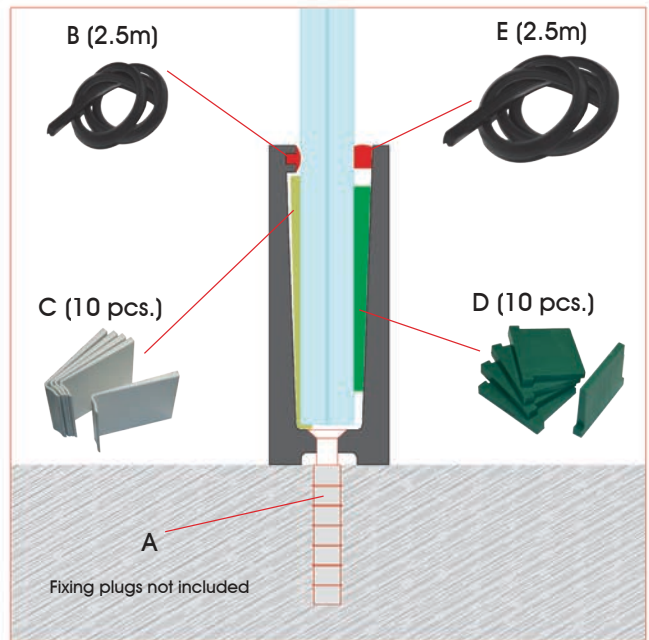
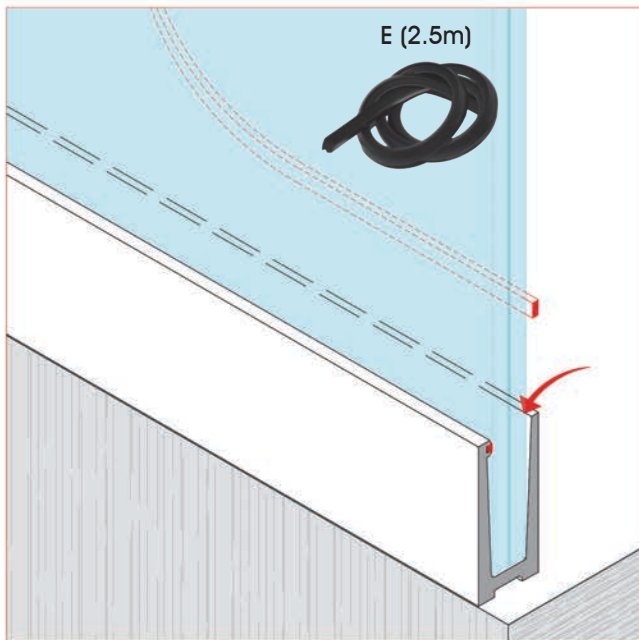
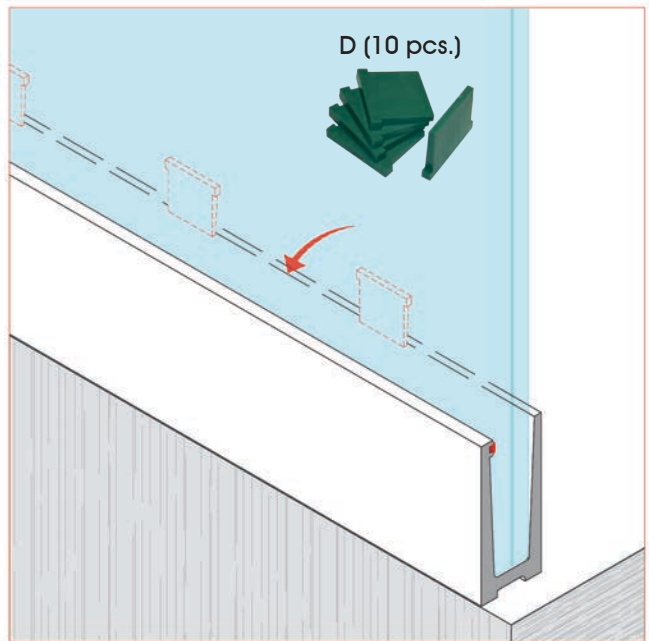
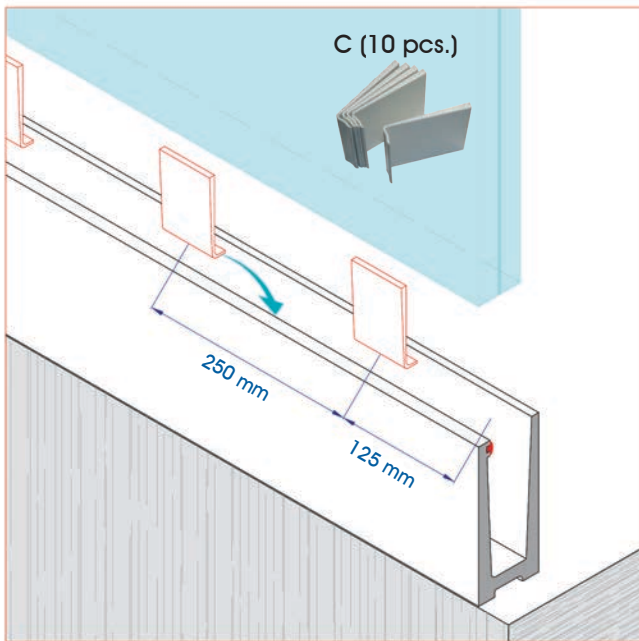
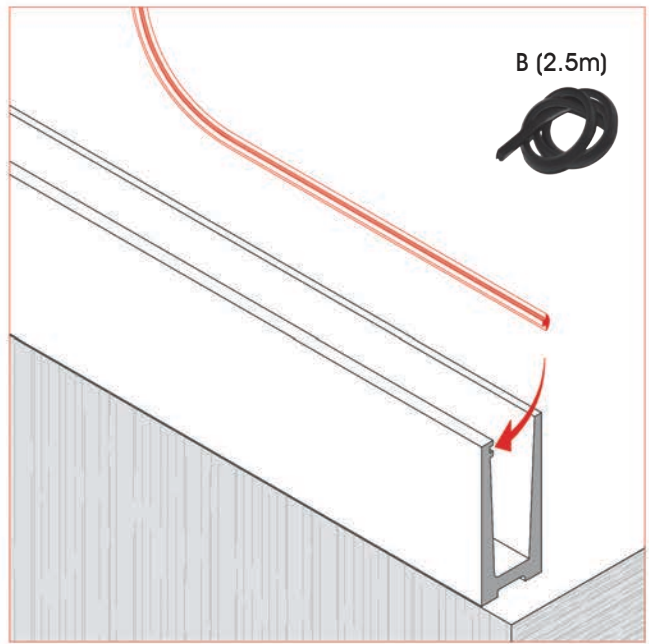
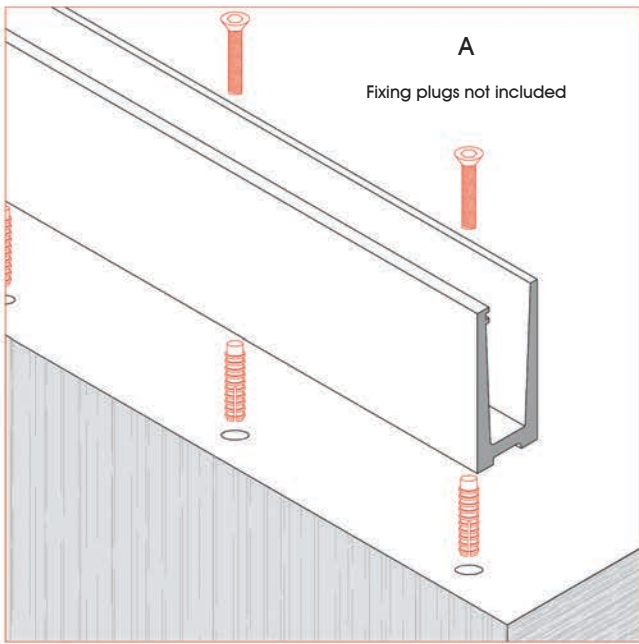
COD.	dim.	L.
------	------	----



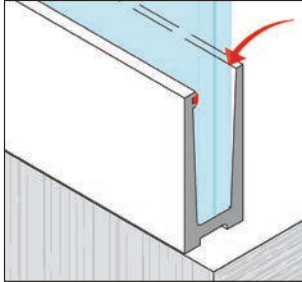







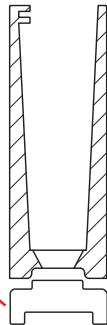
AX40.023.278.D.M	120 x 43 mm	200 mm
-------------------------	-------------	--------

Requires 2 anchors

Outside corner for wall profile **Weight:**
1.79 kgs (3.95 lbs)





<p>COD.</p> <p><u>AX40.020.281.D.SP</u></p> <p>End cap - Floor profile - Level/balcony</p> <p>Weight: .02 kgs (.044 lbs)</p>	   <p>Satin Finish Aluminium</p>
<p>COD.</p> <p><u>AX40.020.283.D.SP</u></p> <p>End cap - Floor profile - Angle/rake up to 40 degrees</p> <p>Weight: .026 kgs (.057 lbs)</p>	  <p>Satin Finish Aluminium</p>
<p>COD.</p> <p><u>AX40.020.282.D.SP</u></p> <p>End cap - Wall profile - Level/balcony</p> <p>Weight: .021 kgs (.046 lbs)</p>	  <p>Satin Finish Aluminium</p>
<p>COD.</p> <p><u>AX40.020.284.D.SP</u></p> <p>End cap - Wall profile - Angle/rake up to 40 degrees</p> <p>Weight: .027 kgs (.059 lbs)</p>	  <p>Satin Finish Aluminium</p>
<p>COD.</p> <p><u>AX40.022.270.D.SP</u></p> <p>Drainage spacer</p> <p>Weight: .040 kgs (.087 lbs)</p> <p>For use on exterior balconies. Use one drainage spacer per hole. 25 per 5000mm(16'-4") U channel 13 per 2500mm(8'-2") U channel</p>	  <p>Allows water to flow under floor mounted U channel on exterior balconies</p>

COD.	Height	Base
AX50.002.000.B.SP	9.92"	4.9" Square

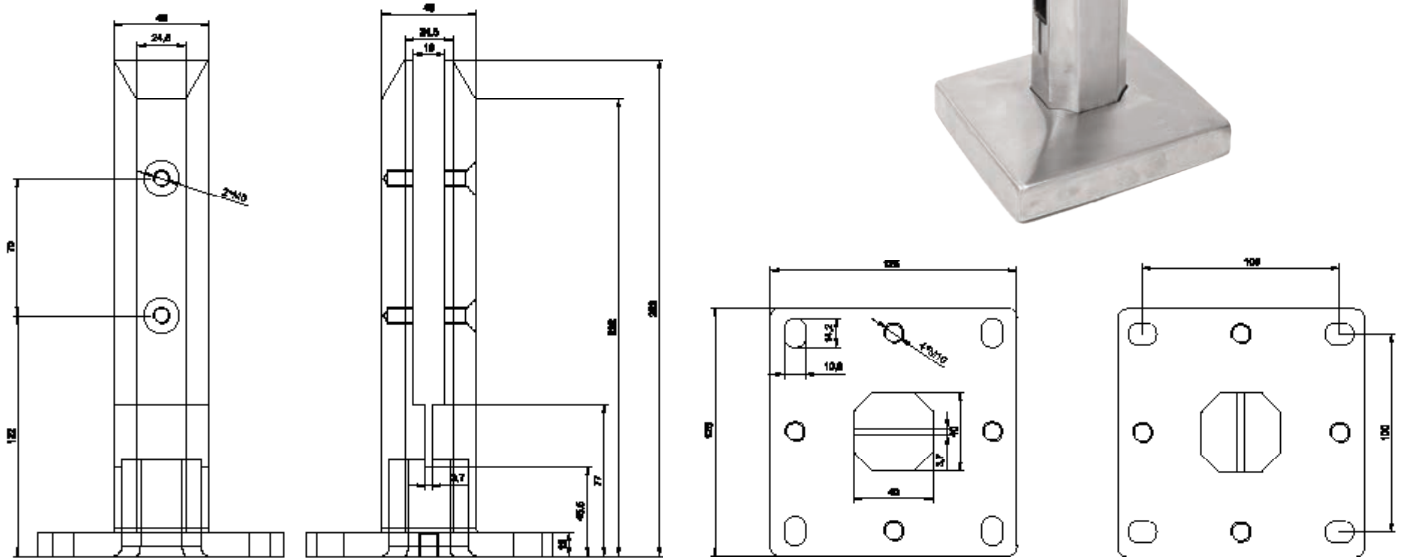
Requires 4 anchors

Large floor mount profile

Quick# 800X, 805X
Page 72

AISI 316

For use with 1/2" glass.



COD.	Height	Base
AX50.001.000.B.SP	6.29"	3.8" Square

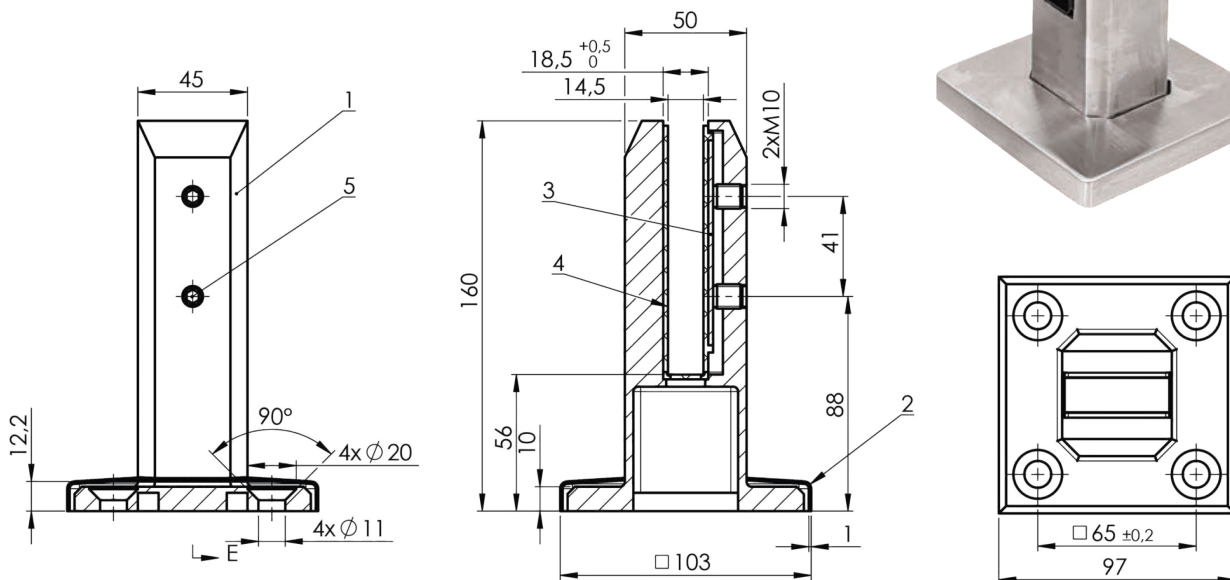
Requires 4 anchors

Small floor mount profile

Quick# 910X, 915X
Page 72

AISI 316

For use with 1/2" glass.







For information on cutting stainless steel
houseofforgings.net/axia-install-guides

COD.	Ø	T	X	L
AX00.030.065.A.SP	42.4 x 1.5 mm		24 x 24 mm	5000 mm (16'-4")

Rubber washer not included

Glass cap rail


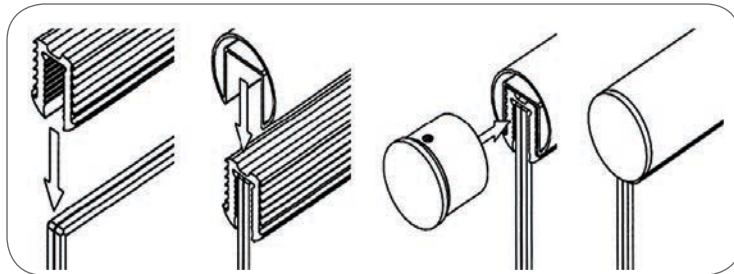
Weight:
 10.2 kgs (22.4 lbs)

AX00.031.072.R	42.4 x 1.5 mm	13.52 mm	24 x 24 mm	5000 mm (16'-4")
-----------------------	---------------	----------	------------	------------------


Rubber gasket

Weight:
 2.34 kgs (5.15 lbs)

Apply clear silicone to glass before applying gasket, apply on top of gasket also before mounting cap rail.



For use with 3/8"-1/2" glass



COD.	Ø
AX00.032.175.A.SP	42.4 x 1.5 mm

Wall mount flange

Weight:
 .2 kgs (.44lbs)



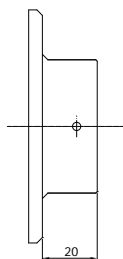
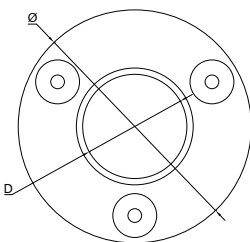
Fits up to 1/2" glass



Flange cover included

Quick# 820X
 Page 72

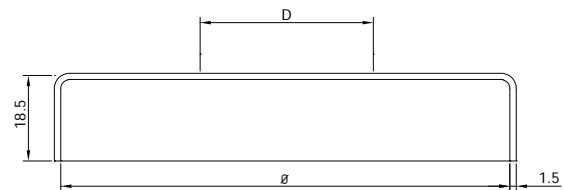
3 per location



COD.	Ø
AX00.003.176.A.SP	42.4 x 1.5 mm

Replacement wall mount flange cover

Weight:
 .1 kgs (.219 lbs)



Slotted flange cover allows glass to be installed 1/4" from wall

<p>COD. \emptyset</p> <p>AX00.030.120.A.SP 42.4 x 1.5 mm</p>			<p>Anaerobic Adhesive</p>		
<p>COD. \emptyset</p> <p>AX00.032.171.A.SP 42.4 x 1.5 mm</p>			<p>Anaerobic Adhesive</p>		
<p>COD. \emptyset</p> <p>AX00.032.170.A.SP 42.4 x 1.5 mm</p>			<p>Anaerobic Adhesive</p>		
<p>COD. \emptyset</p> <p>AX00.032.174.A.SP 42.4 x 1.5 mm</p>			<p>Anaerobic Adhesive</p>		
<p>COD. \emptyset</p> <p>AX00.032.172.A.SP 42.4 x 1.5 mm</p>			<p>Anaerobic Adhesive</p>		
<p>COD. \emptyset</p> <p>AX00.032.173.A.SP 42.4 x 1.5 mm</p>			<p>Anaerobic Adhesive</p>		
<p>Flat end cap</p> <p>Weight: .084 kgs (.184 lbs)</p>	<p>Vertical elbow</p> <p>Weight: .332 kgs (.73 lbs)</p>	<p>Horizontal elbow</p> <p>Weight: .297 kgs (.653 lbs)</p>	<p>Connector</p> <p>Weight: .104 kgs (.289 lbs)</p>	<p>Adjustable elbow - upward</p> <p>Weight: .3 kgs (.66 lbs)</p>	<p>Adjustable elbow - downward</p> <p>Weight: .321 kgs (.706 lbs)</p>

For information on cutting stainless steel
houseofforgings.net/axia-install-guides

COD.	Ø	T	X	L
AX00.030.071.A.SP	42.4 x 1.5 mm		24 x 24 mm	5000 mm (16'-4")

Rubber washer not included

Square cap rail

Weight:

12.4 kgs (27.28 lbs)

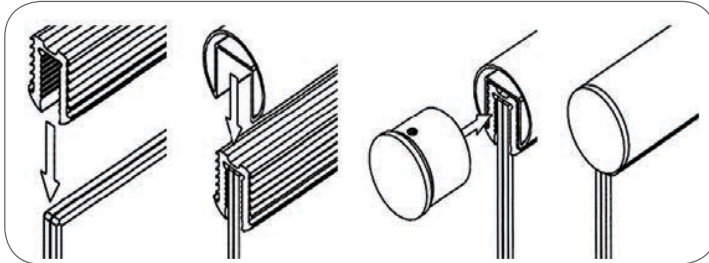
AX00.031.072.R	42.4 x 1.5 mm	13.52 mm	24 x 24 mm	5000 mm (16'-4")
-----------------------	---------------	----------	------------	------------------

Rubber washer

Weight:

2.34 kgs (5.15 lbs)


Apply clear silicone to glass before applying gasket, apply on top of gasket also before mounting cap rail.



Clear Silicone



For use with 12mm(1/2") glass only



COD.	Ø	T	X	L	Wt.
------	---	---	---	---	-----

AX00.030.073.G.RW	1.57" x 1.57"		24 x 24 mm	16'	5.81 kgs (12.8 lbs)
AX00.030.077.G.RW	1.57" x 1.57"		24 x 24 mm	14'	5.08 kgs (11.2 lbs)
AX00.030.076.G.RW	1.57" x 1.57"		24 x 24 mm	12'	4.35 kgs (9.6 lbs)
AX00.030.075.G.RW	1.57" x 1.57"		24 x 24 mm	10'	3.63 kgs (8 lbs)
AX00.030.074.G.RW	1.57" x 1.57"		24 x 24 mm	8'	2.9 kgs (6.4 lbs)

Red Oak wood cap rail


Rubber washer not included

AX00.030.080.H.RW	1.57" x 1.57"		24 x 24 mm	16'	5.81 kgs (12.8 lbs)
AX00.030.088.H.RW	1.57" x 1.57"		24 x 24 mm	14'	5.08 kgs (11.2 lbs)
AX00.030.087.H.RW	1.57" x 1.57"		24 x 24 mm	12'	4.35 kgs (9.6 lbs)
AX00.030.086.H.RW	1.57" x 1.57"		24 x 24 mm	10'	3.63 kgs (8 lbs)
AX00.030.084.H.RW	1.57" x 1.57"		24 x 24 mm	8'	2.9 kgs (6.4 lbs)

White Oak wood cap rail

Rubber washer not included

For use with 12mm(1/2") glass only



Special order item. Lead times apply

COD.	Ø
------	---

AX00.032.324.A.SP	42.4 x 1.5 mm
--------------------------	---------------

Wall mount flange

Weight:

.211 kgs (.464 lbs)


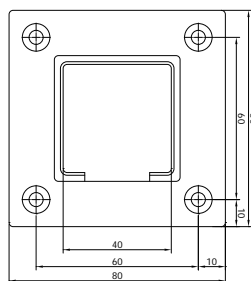


Quick# 820X
Page 72

2 per location



Clear Silicone



Flange cover included

COD.	Ø
------	---

AX00.003.325.A.SP	42.4 x 1.5 mm
--------------------------	---------------

Replacement wall mount flange cover

Weight:

.105 kgs (.231 lbs)



Clear Silicone




COD.	Ø
------	---

AX00.032.322.A.SP	42.4 x 1.5 mm
--------------------------	---------------

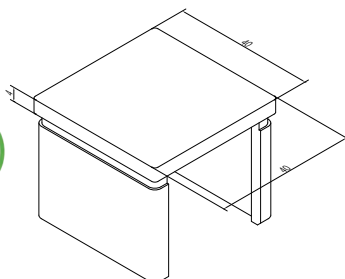
Flat end cap

Weight:

.114 kgs (.251 lbs)











Anaerobic
Adhesive














Slotted flange cover allows glass to be installed 1/4" from wall

COD. Ø			
AX00.032.326.A.SP 42.4 x 1.5 mm			
Vertical elbow			
Weight: .428 kgs (.942 lbs)			
COD. Ø			
AX00.032.305.A.SP 42.4 x 1.5 mm			
Horizontal elbow			
Weight: .367 kgs (.807 lbs)			
COD. Ø			
AX00.032.320.A.SP 42.4 x 1.5 mm			
Connector			
Weight: .176 kgs (.387 lbs)			
COD. Ø			
AX00.032.310.A.SP 42.4 x 1.5 mm			
Adjustable elbow - upward			
Weight: .411 kgs (.904 lbs)			
COD. Ø			
AX00.032.311.A.SP 42.4 x 1.5 mm			
Adjustable elbow - downward			
Weight: .436 kgs (.962 lbs)			
COD. Ø			
AX00.032.315.A.SP 42.4 x 1.5 mm			
Adjustable horizontal elbow			
Weight: .365 kgs (.803 lbs)			

System Hardware

	Quick#	Part#	Description	Application - Quantity Required
	250X	AX00.091.250.A.SP	M5 x 12 mm	Attaches saddle to metal handrail - 2 per
	540X	AX00.091.540.A.SP	4.8 x 25 mm	Attaches saddle to wood handrai - 2 per
	265X	AX00.091.265.A.SP	M6 x 10 mm	Attaches saddle to stem (Replacement) - 1 per
	260X	AX00.091.260.A.SP	M6 x 20 mm	Attaches bar holder to metal post - 1 per
	255X	AX00.091.255.A.SP	M8 x 25 mm	Attaches glass clamp to metal post - 1 per
	266X	AX00.091.266.A.SP	M5 Threaded Pop Rivet	Attaches glass clamp to metal post - 1 per
	267X	AX00.091.267.A.SP	M6 Threaded Pop Rivet	Attaches glass clamp to metal post - 1 per
	269X	AX00.091.269.A.SP	M8 Threaded Pop Rivet	Attaches glass clamp to metal post - 1 per

Anchors

	Quick#	Part#	Description	Application - Quantity Required
	800X	AX00.091.800.A.SP	3/8 x 3-1/2" Wood lag bolts	Round newel post mount - 3 per Square newel post mount - 2 per U Channel spigot clamps(large) - 4 per
	805X	AX00.091.805.A.SP	3/8 x 3-3/4" Concrete wedge anchors	Round newel post mount - 3 per Square newel post mount - 2 per U Channel spigot clamps(large) - 4 per
	820X	AX00.091.820.A.SP	#10 x 3" Wood screw to attach to wall	Round wall mount flange - 3 per Square cap rail wall mount flange - 4 per Round cap rail wall mount flange - 4 per
	830X	AX00.091.830.A.SP	#14 x 3" Wood screw to attach to wall	Round adjustable angle wall rail fitting - 3 per Square adjustable angle wall rail fitting - 4 per Square wall mount flange - 4 per Round wall Rail return - 3 per Round side mount post bracket - 2 per Square side mount post bracket - 2 per
	855X	AX00.091.855.A.SP	#12 x 3" Flat head wood screw	Round wall Rail Bracket - 3 per Square wall Rail Bracket - 2 per
	880X	AX00.091.880.A.SP	1/2 x 2-1/2" Flat head drop in anchor	U Channel 90 degree corners - 2 per
	885X	AX00.091.885.A.SP	#14 x 3" Wood screw to attach to wall/floor (includes 3/8" washer)	U Channel floor / wall mount (2500mm) U Channel floor / wall mount (5000mm)
	900X	AX00.091.900.A.SP	M6 x 80 mm Wood screw with flat head(phillips)	Standoffs / side mount post brackets - 2 per
	905X	AX00.091.905.A.SP	M6 x 85 mm Machine screw with socket head	Standoffs / side mount post brackets - 2 per
	910X	AX00.091.910.A.SP	3/8 x 3" Flat head concrete anchor	U Channel spigot clamps(small) - 4 per
	915X	AX00.091.915.A.SP	3/8 x 3" Flat head wood lag screw	U Channel spigot clamps(small) - 4 per

COD.

AX00.100.563



Threadlock

PERMABOND MH052 is ideal for the sealing of threaded joints. It is approved for use with gas for working pressure up to 26 bar and also for gaseous oxygen up to 10 bar and 60°C. MH052 seals against gas, water, LPG, hydrocarbons, oils and other chemicals. Unlike PTFE tape or hemp, Permabond MH052 will not shred or dry out, so it will provide a durable seal, helping to extend the life of the components. 75 ml

Thread Lock

Weight: .18 kgs (.4 lbs)



COD.

AX00.100.525



Anaerobic Adhesive

PERMABOND HM162 is a medium viscosity retaining compound that cures when confined between metal parts to form an extremely tough bond. It is best suited for cylindrical parts and where high temperature resistance is required. In the uncured, liquid state, the adhesive wets the metal surfaces, keying into all surface irregularities and fills the space between the mated parts. 50 ml

Anaerobic Adhesive

Weight:.136 kgs (.3 lbs)

COD.

EPC-410



Epoxy

Epoxy Adhesive, Rapid Cure, High Strength Paste, Translucent, 50mL, Cartridge, Mixing Ratio 1:1, Application Time 7 min., Functional Cure 4 Hrs, Full Cure 4 hr., Work Life 15 min., Substrates Metal, Wood, Brick, Stone, Marble, Rubber, Some Plastics, And More, Repairing and Bonding For Home, Farm, Office and Marine Automotive, Includes 2 Nozzles, Package Quantity 1

Two part epoxy

Weight: .114 kgs (.25 lbs)



COD.

EPC-101



Simultaneously mix and dispense 2-part adhesives. Holds 50 ml cartridges.

Epoxy gun

Weight: .179 kgs (.394 lbs)

COD.

S-2611



Clear Silicone

Titebond® 100% Silicone Sealant is a versatile formula that is ideal for both interior and exterior applications. It is a RTV industrial sealant and offers excellent adhesion to many common construction materials, including vinyl, aluminum, glass and painted surfaces. It also provides a strong, flexible seal that offers excellent water-resistance.

When fully cured, Titebond 100% Silicone Sealant can withstand extreme temperature conditions. The 100% antimicrobial formula will not crack or become brittle with age and resists fading or yellowing. It also extrudes easily in lower temperatures and dries quickly.

Clear Silicone Sealant

Weight: .365 kgs (.803 lbs)



COD.

AX00.080.505



- Superior alternative to steel wool, wire brushes, sandpaper, and other non-woven products for cleaning or finishing tasks.
 - Very fine grade aluminum oxide abrasive cleans, finishes, grains, denibs, and defuzzes.
 - Pad resists tearing, splintering, shredding, loading and will never rust, providing a long, useful life.
 - Can be folded, stacked, or rolled for effective cleaning or conditioning on flat, irregular, or contoured surfaces.
- Package of 2

Scotch Brite Pads

Weight:.116 kgs (.256 lbs)

COD.

AX00.080.515

Our strongest cleaner, ideal for removing hard to clean substances from all stainless steel products. Used most commonly after installation and prior to applying polish and passivator.

Degreaser

Weight: 108 kgs (.238 lbs)



Step 1



Step 2

COD.

AX00.080.510

Ideal for normal cleaning and maintenance of all stainless steel products. Use prior to applying passivator.

Cleaner/Polish

Weight: 108 kgs (.238 lbs)

COD.

AX00.080.517

Essential for maximum corrosion resistance of all stainless steel products. Use after applying degreaser and polish.

Polish/Passivator


Weight: 108 kgs (.238 lbs)



Step 3

COD.		COD.
<p>AX00.070.635 102 Metal Post Drill Kit Includes: 5/32" Metal drill bit 9/32" Metal drill bit 29/64" Metal drill bit 7/16" Open end wrench 1/8" Allen wrench Weight: .091 kgs (.2 lbs)</p>		<p>AX00.070.630 102 Wood Post Drill Kit Includes: 5/32" Wood drill bit 9/32" Wood drill bit 29/64" Wood drill bit 7/16" Open end wrench 1/8" Allen wrench Weight: .091 kgs (.2 lbs)</p>

COD.		COD.
<p>AX00.070.650 Metal Post Drill Kit Includes: 5/16" Tap (24 thread) 5/16" Metal drill bit(Letter I) 5/32" Metal drill bit 3/8" Open end wrench 3/16" Allen wrench Weight: .091 kgs (.2 lbs)</p>		<p>AX00.070.625 Wood Post Drill Kit Includes: 5/32" Wood drill bit 7/32" Wood drill bit 3/8" Open end wrench 3/16" Allen wrench Weight: .091 kgs (.2 lbs)</p>

COD.		COD.
<p>AX00.070.610 Bulk Cable & Fittings Drill Bit Includes: 5/16" Kobalt drill bit 10 mm Open end wrench 8 mm Allen wrench Weight: .023 kgs (.05 lbs)</p>		<p>AX00.070.605 M5mm drill & tap set (handrail) AX00.070.606 M6mm drill & tap set (bar holders) AX00.070.608 M8mm drill & tap set (glass clamps) Drill & tap set Weight: .045 kgs (.1 lbs)</p>

COD.		COD.
<p>AX00.070.651 1/2" punch for precision drilling. Center punch Weight: .068 kgs (.15 lbs)</p>		<p>S-9403 Sure tite fastener for wood newel posts. Sure Tite Newel Fastener Weight: .249 kgs (.55 lbs)</p> <p>S-9401 Key lock fastener for wood newel posts. Key Lock Newel Fastener Weight: .301 kgs (.66 lbs)</p>

COD.		COD.
<p>AX00.070.652 Tap Magic Pro Tap 16 oz spout top. Cutting fluid Weight: .454 kgs (1 lbs)</p>		<p>AX00.110.710 Composite shims for proper post leveling/mounting. Shims (12 pack) Weight: .331 kgs (.73 lbs)</p>

COD.

HFC18.CUTTER

Ideal for cutting our stainless steel cable or any cable up to 1/8" thickness

Cable cutter - small

Weight:
.344 kgs (.74 lbs)



COD.

HFC18.C9CUTTER

Ideal for cutting our stainless steel cable or any cable up to 1/4" thickness.

Cable cutter - large

Weight:
.86 kgs (1.89 lbs)



COD.

HFC18.PLIERS

Cable gripping pliers for proper tensioning.

Cable gripping pliers

Weight:
.748 kgs (1.65 lbs)



COD.

HFC18.WHEEL

Used to cut cable flush with the end of Pull-Lock fittings, and to cut excess threads of stud. Includes mandrel and two cut-off wheels.

Cable cut-off wheel

Weight:
.085 kgs (.187 lbs)



COD.

HFC18.KEY

Release key for all push lock fitting cable kits.

Cable Release Key

Weight:
.005 kgs (.01lbs)



COD.

HFC18.TENSION.GAUGE

Accurately measure tension on cable railing.

Tension Gauge

Weight:
.241 kgs (.53 lbs)



COD.

DRIVER PL-LAG/R

Push lock lag driver for use with **WLN1/8-1** swageless cable fitting.

Push lock lag driver

Weight:
.026 kgs (.059 lbs)



COD.

HFC18.TUBE

Insert tube for use with 1/8" cable and wood posts.

Insert Tube

Weight:
.005 kgs (.01 lbs)





COD.

AX10.070.212

Accurately bend 12 mm round infill tubing for curved applications.

Infill tube bender

Weight:
.301 kgs (6.35 lbs)

COD.

AX00.060.400

Our two stage hydraulic swaging compression tool allows for up to 16 tons of pressure to be applied to cable fittings. Full die set included for 3, 4, 5, 6 mm .

Hydraulic Crimper

Weight:
4.2 kgs (9.25 lbs)




COD.

AX00.060.415
AX00.060.420

Die set for 3-4mm
Die set for 5-6mm

Die set

Weight:
.045 kgs (.1 lbs)



COD.

AX00.070.520

Threaded pop rivet installation gun. Interchangeable mandrel/nosepieces for blind rivet nuts sizes: M3,M4,M5,M6,M8

Pop rivet gun

Weight:
2.52 kgs (5.55 lbs)



COD.

AX30.070.530

Spanner wrench for tightening round standoffs.

Spanner wrench - round

Weight:
.187 kgs (.412 lbs)



COD.

AX30.070.531

Spanner wrench for tightening square standoffs.

Spanner wrench - square

Weight:
.295 kgs (.65 lbs)



COD.

AX40.070.562

This multi-function tool allows you to precisely hammer wedges into place and roll the rubber strip into place on U channel.

Wedge tool

Weight:
.68 kgs (1.5 lbs)



See our recommended tools section for information on cutting stainless steel. This section includes a complete range of tools that we highly recommend for professional installation.

houseofforgings.net/axia-install-guides



© 2023 AXIA STAIR & RAILING SYSTEMS
All images are copyrighted and cannot be reproduced without expressed
written consent. Unauthorized use is prohibited and punishable by law.

www.axiarailing.com

Full Product Line Catalog Edition 001-E

AXIA[®]
STAIR & RAILING SYSTEMS

Proudly Supplied By



615-885-0355 | www.warrenbros.com