

Impressions® 9800 Series

Ply Gem®

SIMONTON

WINDOWS & DOORS



Classic Beauty.
Advanced Performance.



Every detail makes a difference.

From the sophisticated profile to the innovative design, each feature of a Simonton Impressions® 9800 window is intended to enhance energy savings, hinder weather infiltration and keep your home comfortable during any season.

CLASSIC DESIGN

Frame and sash chambered design provides the look of traditional wood windows.

WELDED FRAME & SASH

Profiles are fused together to create a weathertight, one-piece unit.

SIMONTON SILL®

Exclusive triple-stepped, sloped design quickly moves water away from your home.

LAP-LOK® MEETING RAIL

Overlapping and interlocking meeting rail virtually eliminates air and water infiltration where the sash meet.

MULTIPLE-CHAMBERED PROFILES

Dead-air chambers inside vinyl profiles create small, airtight pockets for increased insulation.

DUAL FIN WEATHERSTRIPPING

Creates a weather-resistant seal around operable sash.

COIL SPRING BALANCE SYSTEM

Stainless Steel configuration ensures easy sash movement and supports the windows in any open position.

DUAL AIR LOKS™

Allows window to stay partially open for ventilation.

DENNY CLIP™ PIVOT SYSTEM

Unique pivot bar keeps operable sash in perfect alignment for smooth operation.

CURVED LIFT HANDLES

Hosting a gently curved design that enhances the wood window appearance.



DOUBLE-LIFETIME LIMITED WARRANTY

Simonton Impressions® windows and doors are backed by a **Double-Lifetime Limited Warranty** that covers vinyl, hardware, screens and glass units. In addition, Impressions products include a **Lifetime Glass Breakage Warranty**.

The right glass for your home.

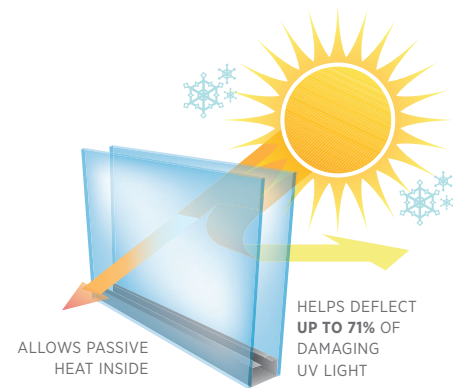
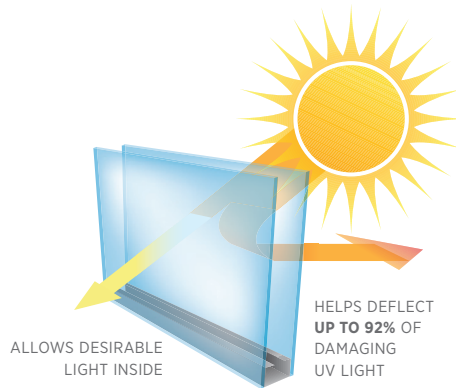
The 9800 series has a standard energy efficient 3/4" insulating glass unit, with ProSolar Low-E glass and an Argon gas fill. Customize your glass package to optimize energy savings and comfort for where you live.



IN WINTER,
LOW-E GLASS
HELPS RETAIN
WARMED AIR



IN SUMMER,
LOW-E GLASS
HELPS DEFLECT
HEAT



ProSolar Low-E Glass

- Standard glass helps keep warmth inside during winter months and deflect the sun's heat and retain cooled air in summer
- Screens out **up to 73%** of ultraviolet (UV) rays that can cause interior fading

ProSolar Shade Low-E Glass

- Ideal for **warmer climates** that require help with solar control and interior cooling
- Superior insulating performance

ProSolar Sun Low-E Glass

- Perfect for **cooler climates** that require more help with heating
- Uses the sun's warmth to increase comfort and reduce heating costs


Gas Fill

Standard **Argon gas**, which is six times denser than air, is sealed between the glass panes to increase insulation and reduce energy loss. Twelve times denser than air, optional **Krypton gas** can be chosen for maximum thermal efficiency.

Spacer Systems



The standard **Intercept®** spacer system has a U-channel design that keeps glass warmer and flexes and contracts for reduced seal failure. The **Supercept™** spacer system utilizes a stainless-steel alloy that offers increased durability and thermal efficiency.



The non-metallic foam **Super Spacer®** is non-conductive and increases energy efficiency by providing an airtight seal.

Maximum Comfort



Optional 1" triple-pane insulating glass unit contains 3 panes of double-strength glass that create two separate air spaces in the I.G. unit for optimal energy performance.

Sound Reducing Glass



Significantly diminish unwanted sound from entering your home with acoustic and laminated glass options.

Safety & Security



Laminated glass consists of 2 panes of glass adhered to a clear, puncture-resistant plastic interlayer that resists forced entry, reduces unwanted noise and deflects up to 99% of damaging ultraviolet (UV) rays.

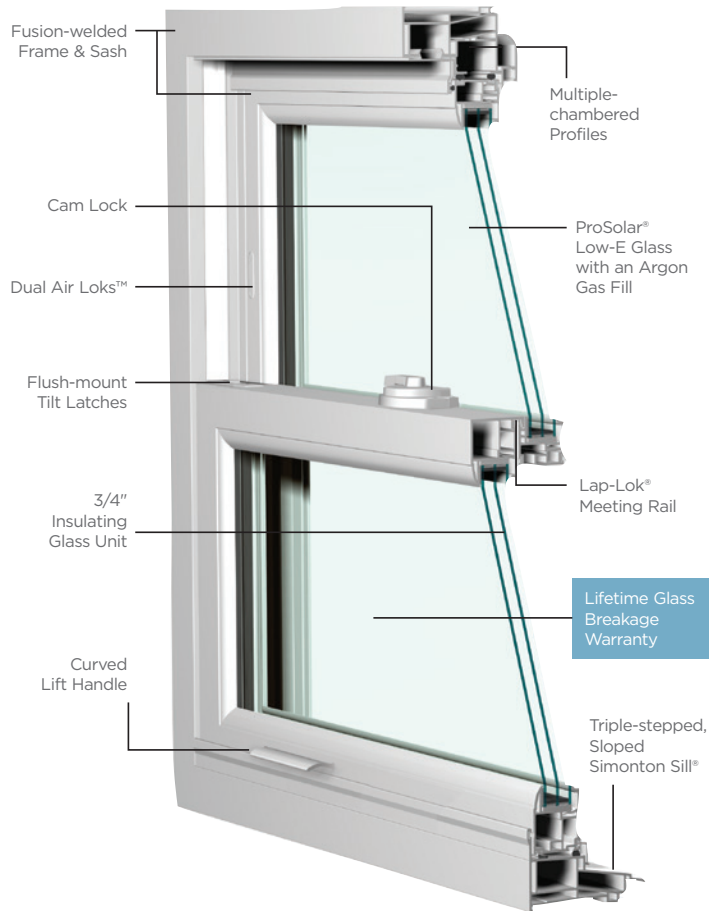


ENERGY STAR® GLASS PACKAGES

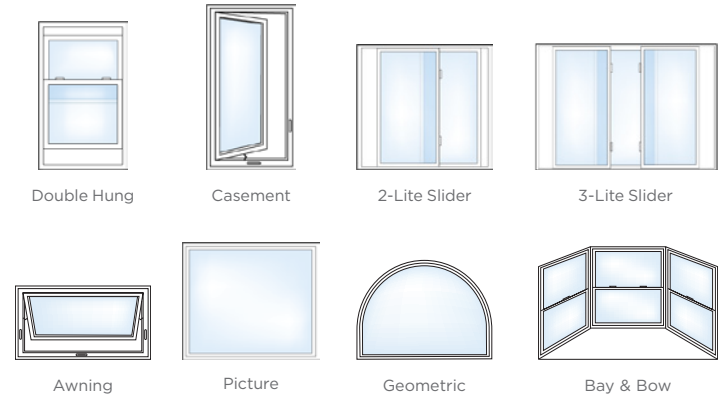
Simonton Impressions® offers regionally specific glass packages for the Northern, North-Central, South-Central and Southern climate zones to meet ENERGY STAR® performance levels.

Options & Features

9800 Series Double Hung



Window Styles




Grilles Patterns & Styles



Grille styles are color-coordinated and placed between the glass for easy cleaning. They are available in Colonial, Prairie, Perimeter, Victorian and Diamond patterns that add architectural character to your home. Victorian and Diamond patterns are only available with flat grilles. Products with exterior color are only available with 3/4\"/>

Standard Colors



White Tan

Standard Hardware




White Tan Dark Bronze
Standard with woodgrain interiors

Decorum
BY SIMONTON

Enhance your home's curb appeal with exterior color, add warmth with an interior woodgrain and select hardware in distinct metallic finishes that complement your drawer pulls, faucets and lighting.


Custom Interiors



Antique Cherry Contemporary Oak Maple

Comes with standard white exterior


Custom Exterior Colors



Bronze Chocolate Brick Pine Driftwood Tan Cream

Decorum options are not available on the Garden Window

Custom Hardware



Oil-rubbed Bronze Polished Brass Brushed Nickel

To learn more and read customer reviews visit simonton.com/9800

Proudly Supplied By

**RIVER CITY
MILLWORK**

1-815-965-9439 | www.rivercitymillwork.com