

THE FINEST HARDWOOD MOULDINGS & VENEERED MILLWORK

Ferche Also Manufactures:



**FIRERATED
FRAMES**

FIRE-RATED WOOD DOOR FRAMES IN
20, 45, 60 AND 90 MINUTE RATINGS



FERCHE FRAMES

THE FINEST ARCHITECTURAL AND
COMMERCIAL WOOD DOOR FRAMES


**FERCHE
LUMBER**

FERCHE

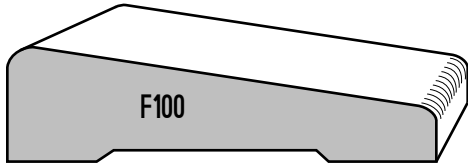
400 Division St. North
Rice, MN 56367

800-328-7867 | Ferche.com

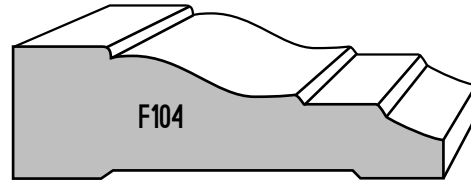
TABLE OF CONTENTS

100 SERIES : CASING	2-7
<ul style="list-style-type: none"> bevel casing & flat casing v.i.p. casing & b.i.b.b. casing brick mould, backband 	
200 SERIES : BASEBOARD	8-13
<ul style="list-style-type: none"> baseboards base shoe, base caps veneered base corner/plinth blocks 	
300 SERIES : DOOR COMPONENTS	14-16
<ul style="list-style-type: none"> door stop, astragals veneered & solid door jambs 	
	16-19
<ul style="list-style-type: none"> 20 minute fire-rated door frames 20 minute sidelight/borrowed light frame 45, 60 & 90 minute fire-rated door frames 	
400 SERIES : BOARDS	20-22
<ul style="list-style-type: none"> s4s & veneered boards cabinet parts, bar rails ez beam (ceiling beam system) 	
500 SERIES : MISCELLANY	23
<ul style="list-style-type: none"> mull center, screen, stool, picture frame/hanger 	
600 SERIES : CROWS/COVES/CORNERS	24-32
<ul style="list-style-type: none"> coves, bed moulds crowns crowns with dentil mould dentil mould inside & outside corner, quarter round 	
700 SERIES : PANEL & CHAIR MOULDINGS	33-38
<ul style="list-style-type: none"> panel moulding chair rail tongue & groove paneling mantel mouldings 	
800 SERIES : SILLS & THRESHOLDS	38
<ul style="list-style-type: none"> thresholds 	
900 SERIES : STAIR PARTS & RAILINGS	39-44
<ul style="list-style-type: none"> handrails, balusters full rounds, half rounds safety rails stair parts veneered skirt boards 	

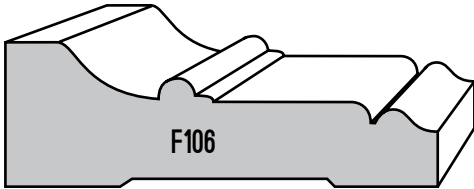
BEVEL CASING



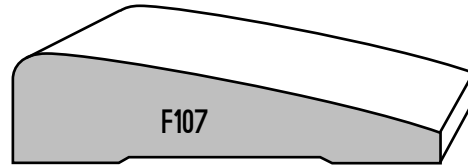
F100 - 9/16" X 2 1/4"



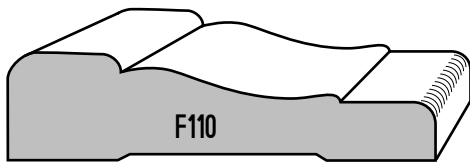
F104 - 11/16" X 2 1/4"



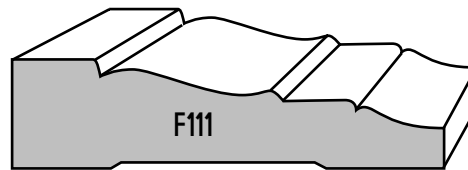
F106 - 3/4" X 2 1/4"



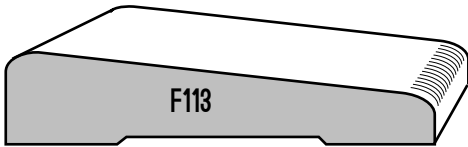
F107 - 9/16" X 2 1/4"



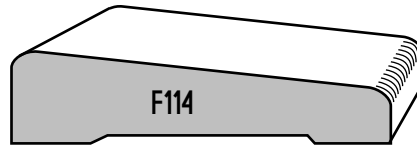
F110 - 9/16" X 2 1/4"



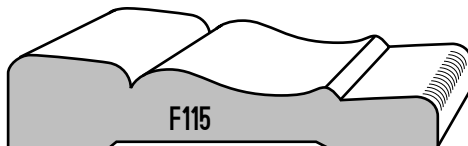
F111 - 9/16" X 2 1/4"



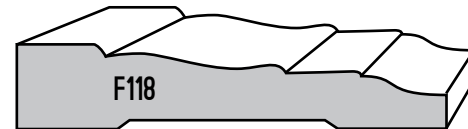
F113 - 1/2" X 2 1/4"



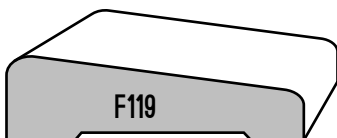
F114 - 1/2" X 2"



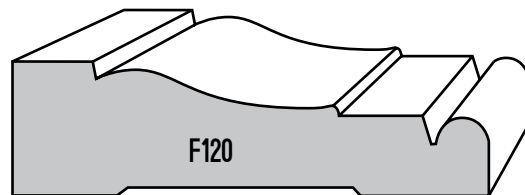
F115 - 1/2" X 2 1/4"



F118 - 1/2" X 2 1/4"

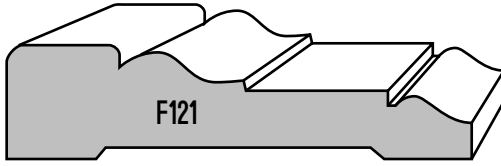


F119 - 1/2" X 1 5/8"

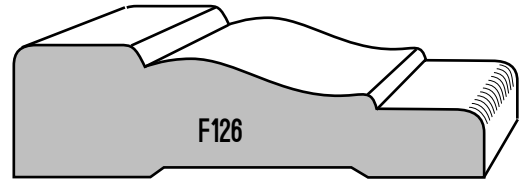


F120 - 3/4" X 2 1/2"

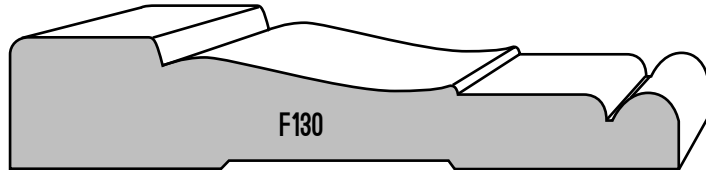
BEVEL CASING



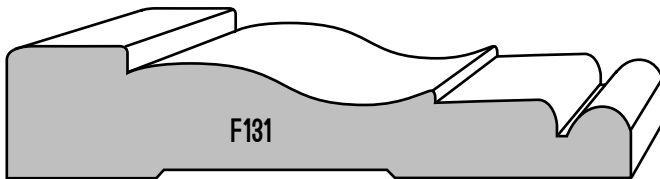
F121 - 5/8" X 2 1/2"



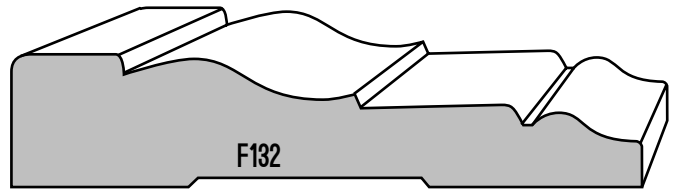
F126 - 11/16" X 2 1/2"



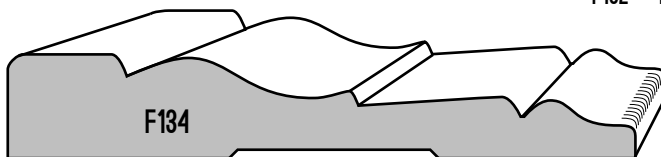
F130 - 11/16" X 3 1/2"



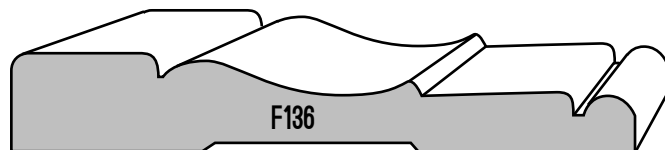
F131 - 11/16" X 3 1/4"



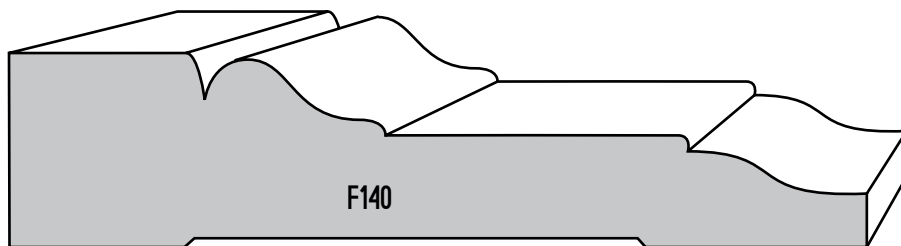
F132 - 11/16" X 3 1/4"



F134 - 9/16" X 3 1/4"

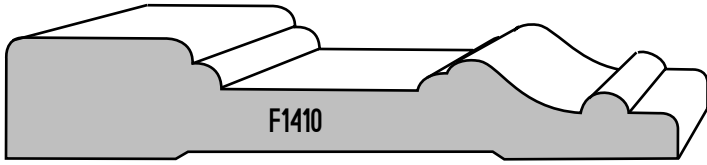


F136 - 1/2" X 3 1/4"



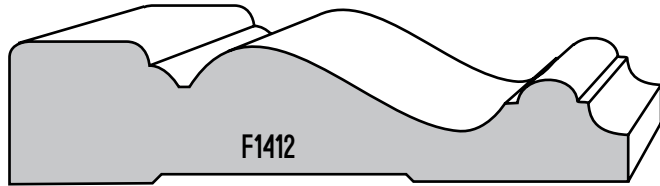
F140 - 1" X 4 1/2"

BEVEL CASING



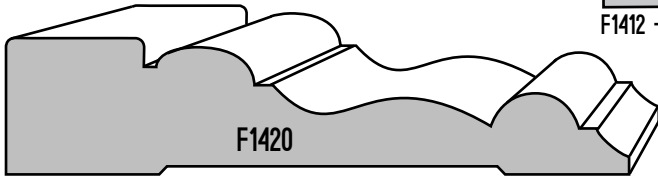
F1410

F1410 - 5/8" X 3 1/2"



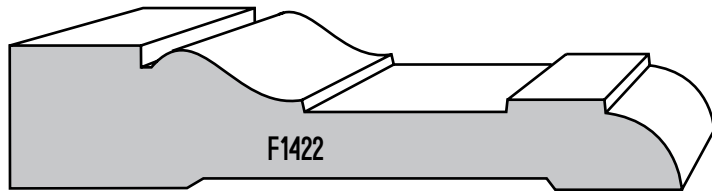
F1412

F1412 - 3/4" X 3 1/4"



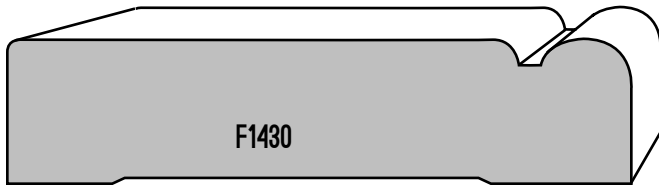
F1420

F1420 - 3/4" X 3 1/4"



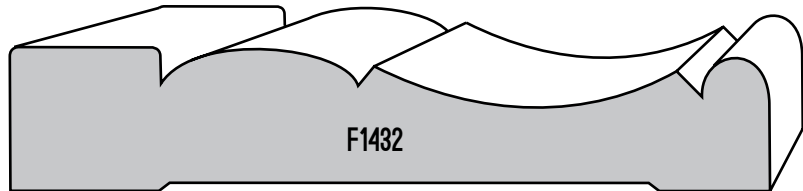
F1422

F1422 - 3/4" X 3 1/2"



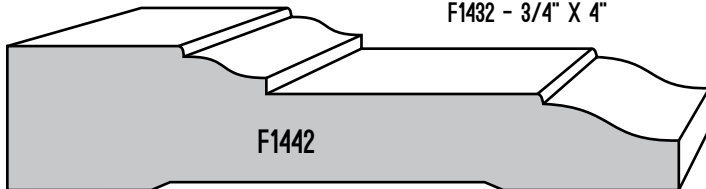
F1430

F1430 - 3/4" X 3 1/4"



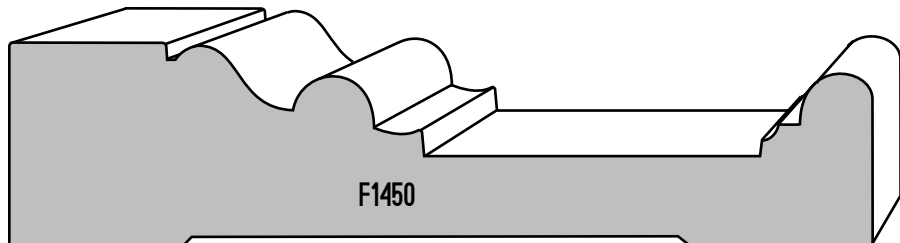
F1432

F1432 - 3/4" X 4"



F1442

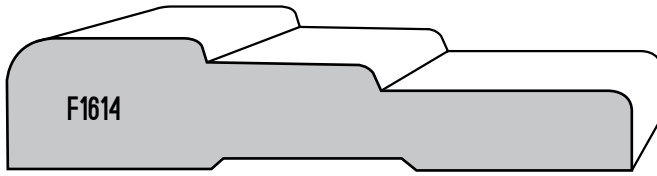
F1442 - 3/4" X 3 1/2"




F1450

F1450 - 1 1/16" X 4 1/2"

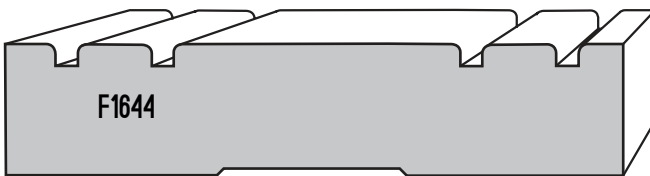
CASING



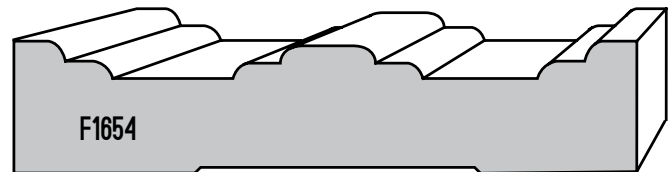
F1614 - 11/16" X 3 1/4"




F1514 - 11/16" X 3 1/4"




F1644 - 11/16" X 3 1/4"



F1654 - 11/16" X 3 1/4"

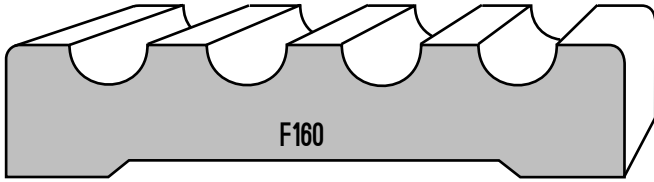


F1624 - 11/16" X 3 1/4"

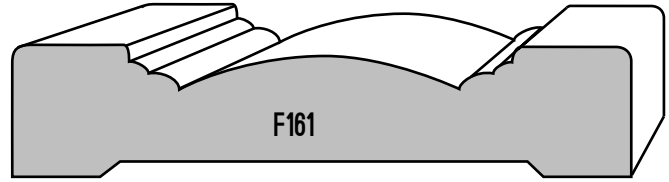


F1634 - 9/16" X 3 1/4"
F1636 CASING CAP - 1/4" X 11/16"

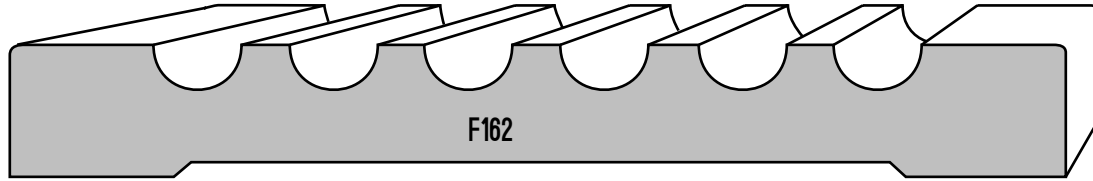
V.I.P. CASING



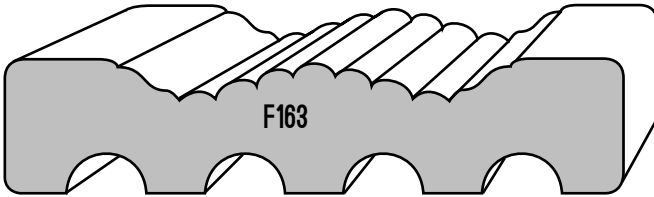
F160 - 11/16" X 3 1/4"



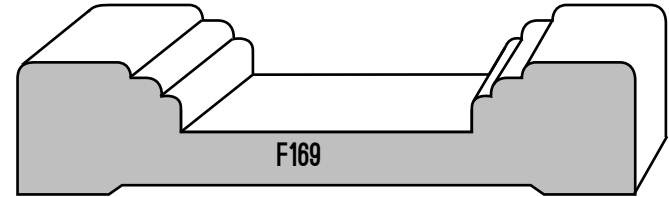
F161 - 11/16" X 3 1/4"



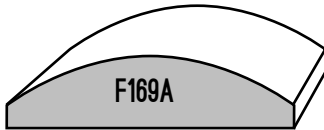
F162 - 11/16" X 5 1/2"




F163 - 11/16" X 3 1/4"



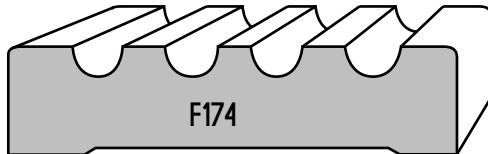
F169 - 11/16" X 3 1/4"



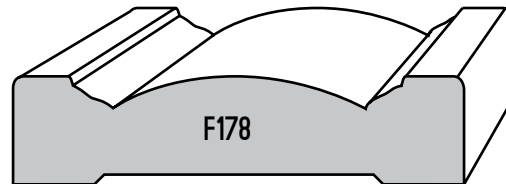
F169A - 3/8" X 1 1/2"



F169B - 3/8" X 1 1/2"

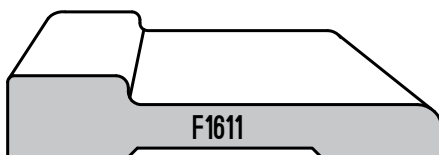


F174 - 9/16" X 2 3/8"

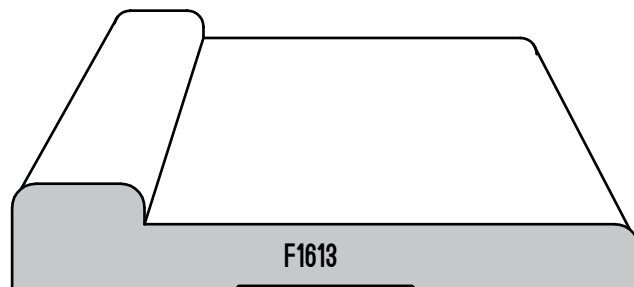


F178 - 9/16" X 2 3/8"

B.I.B.B. CASING



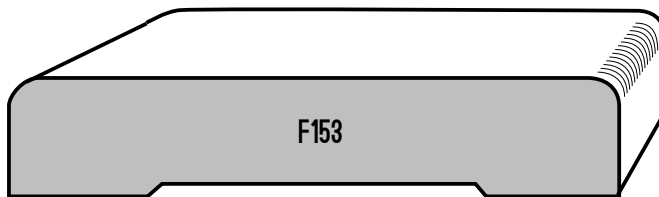
F1611 - 1/2" X 2 1/4"



F1613 - 9/16" X 3 1/4"

*ALSO AVAILABLE: F1616 - 11/16" X 3 1/4"

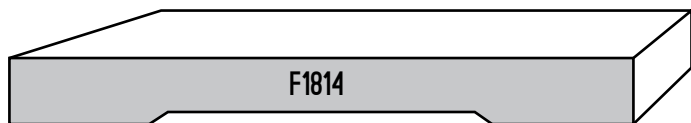
FLAT CASING/HOOK STRIP




F153 - 11/16" X 3 1/4"

PROFILE #	DIMENSIONS	PROFILE #	DIMENSIONS	PROFILE #	DIMENSIONS
F156	7/16" X 2-1/4"	F1544	1/2" X 3-1/4"	F159	11/16" X 2-1/2"
F1561	7/16" X 2-1/2"	F1545	1/2" X 3-1/2"	F1582	11/16" X 3"
F1562	7/16" X 3"	F157	9/16" X 2-1/4"	F153	11/16" X 3-1/4"
F1563	7/16" X 3-1/4"	F154	9/16" X 2-1/2"	F1584	11/16" X 3-1/2"
F1564	7/16" X 3-1/2"	F1572	9/16" X 3"	F1585	11/16" X 4"
F1541	1/2" X 2-1/4"	F1573	9/16" X 3-1/4"	F1586	11/16" X 4-1/2"
F1542	1/2" X 2-1/2"	F1574	9/16" X 3-1/2"	F1587	11/16" X 5-1/2"
F1543	1/2" X 3"	F158	11/16" X 2-1/4"	F1588	11/16" X 7-1/4"

FLAT CASING/NO EASED EDGES

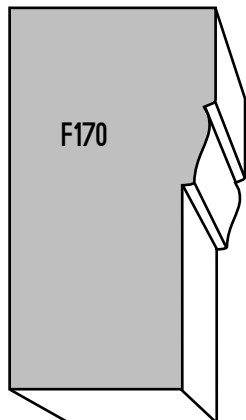


F1814 3/8" X 3 1/4"

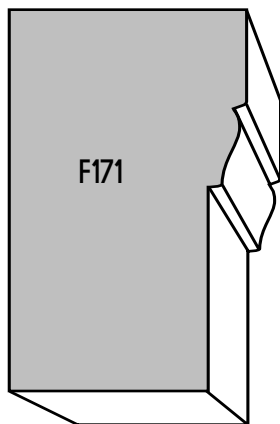


F1815 1/2" X 3 1/4"

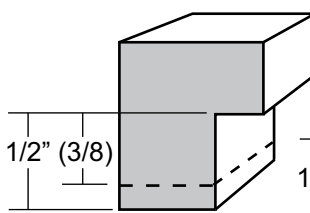
BRICK MOULD/BACKBANDS



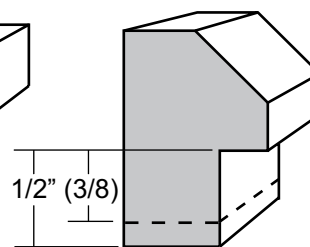
F170 - 1 1/16" X 2"



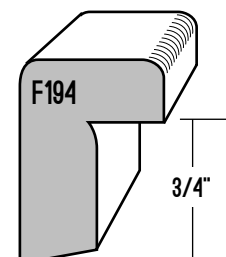
F171 - 1 1/4" X 2"



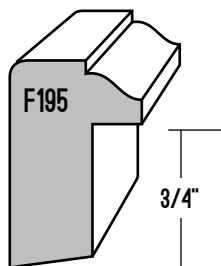
F1910 3/4" X 3/4"
F1915 3/4" X 7/8"



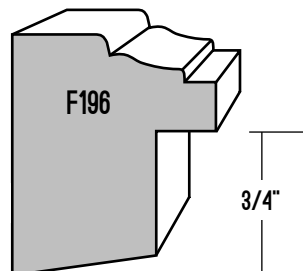
F1911 3/4" X 1"
F1916 3/4" X 1 1/8"



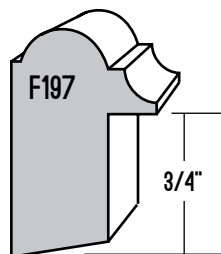
F194 - 3/4" X 1 1/16"



F195
11/16" X 1 1/16"



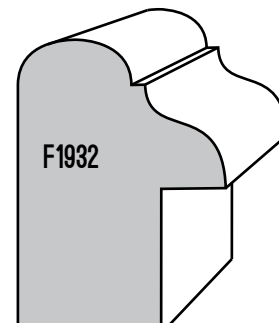
F196
1 1/4" X 1 1/16"



F197
3/4" X 1 3/16"

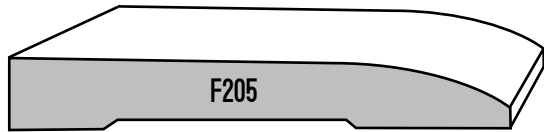


F1912
1" X 1 5/16"

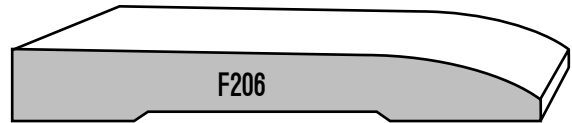


F1932
1 1/8" X 1 1/2"

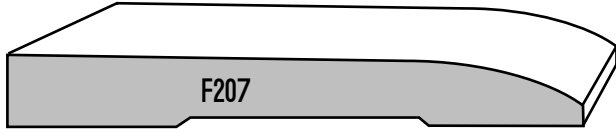
BASEBOARDS



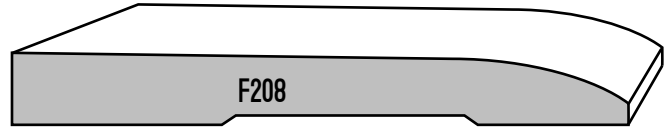
F205 - 3/8" X 2 5/8"




F206 - 3/8" X 2 3/4"



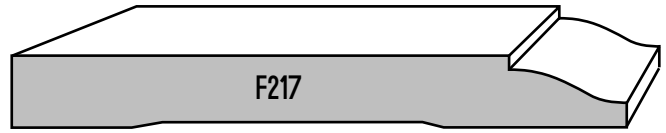
F207 - 3/8" X 3"



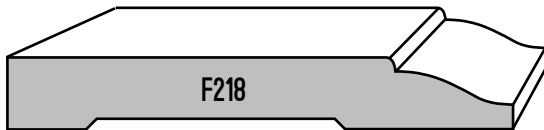
F208 - 3/8" X 3 1/4"




F216 - 3/8" X 3"



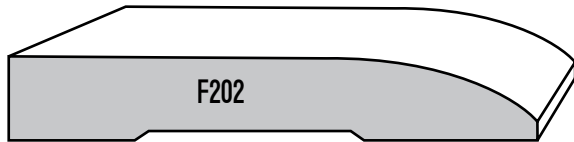
F217 - 3/8" X 3 1/4"




F218 - 3/8" X 2 5/8"



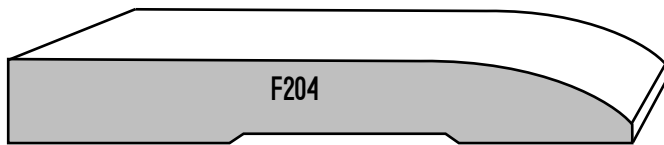
F219 - 3/8" X 2 3/4"



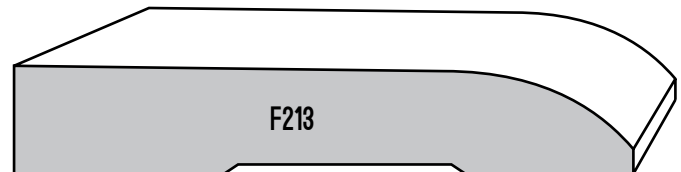
F202 - 7/16" X 2 3/4"



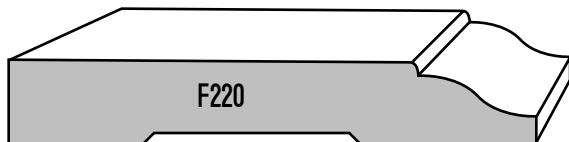
F203 - 7/16" X 3"



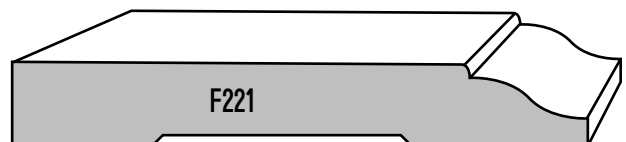
F204 - 7/16" X 3 1/4"



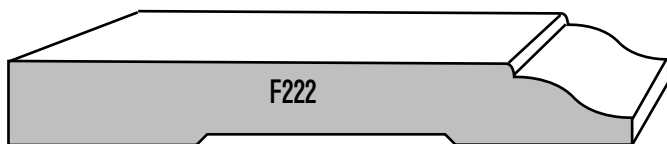
F213 - 9/16" X 3 1/4"



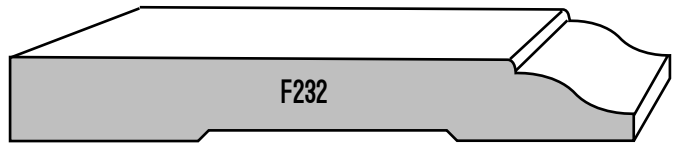
F220 - 7/16" X 2 3/4"



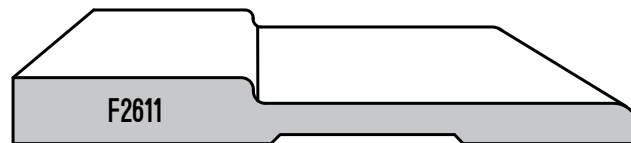
F221 - 7/16" X 3"



F222 - 7/16" X 3 1/4"

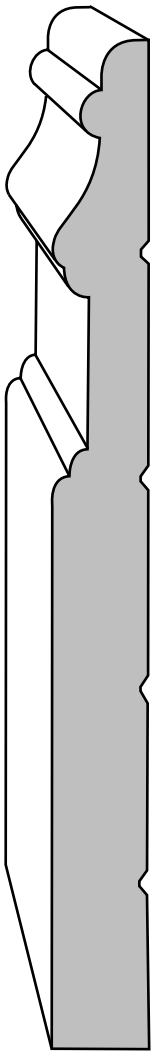


F232 - 1/2" X 3 1/4"




F2611 - 3/8" X 3 1/4"

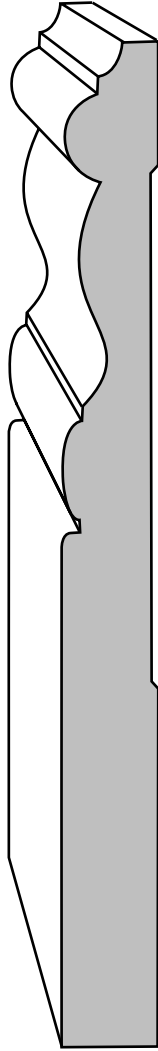
BASEBOARDS



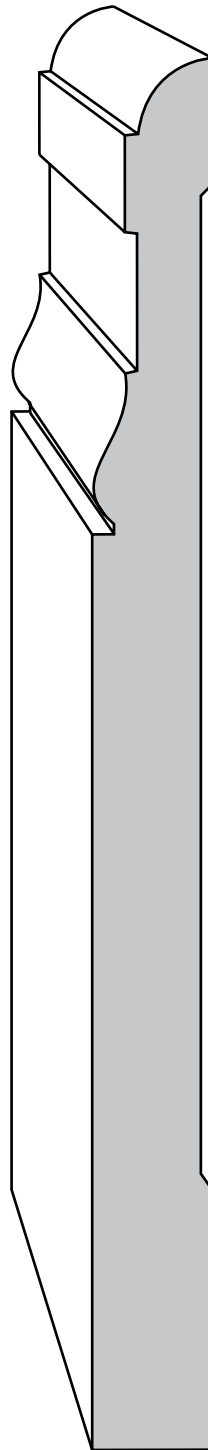
F2410 -
1/2" X 5 1/4"




F2412 -
5/8" X 7 1/4"



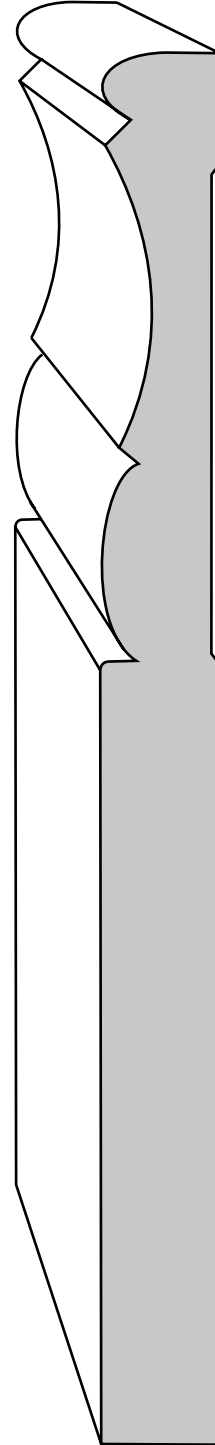
F2420 -
1/2" X 5 1/4"



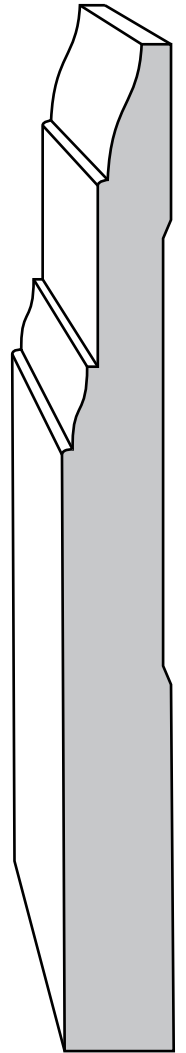
F2422 -
5/8" X 7 1/4"



F2430 -
1/2" X 5 1/4"

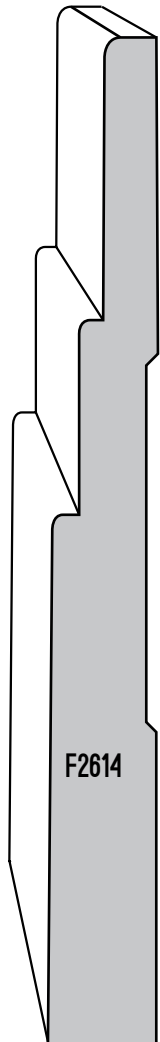


F2432 -
5/8" X 7 1/4"

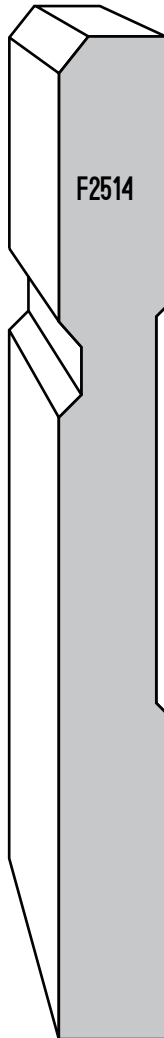


F2442 -
9/16" X 5 1/4"

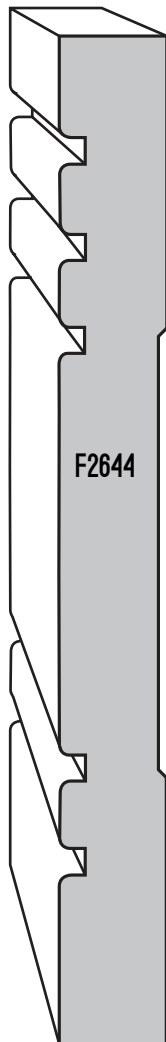
BASEBOARDS



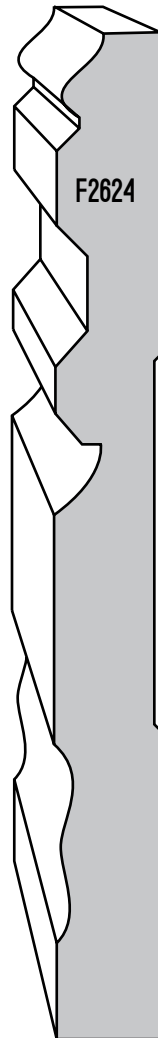
F2614 - 9/16" X 5 1/4"



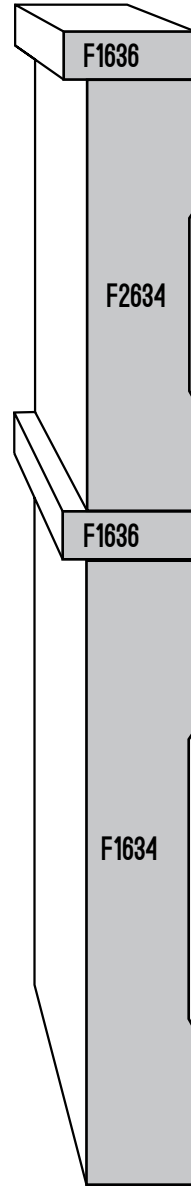
F2514 - 9/16" X 5 1/4"



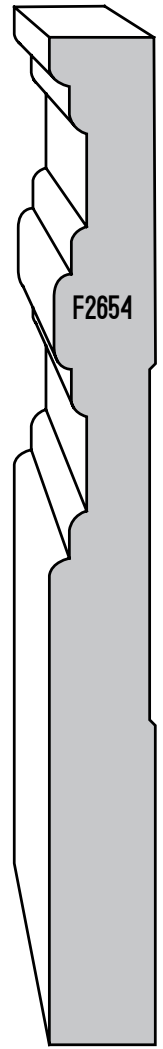
F2644 - 9/16" X 5 1/4"



F2624 - 9/16" X 5 1/4"




F1634 - 9/16" X 3 1/4"
F2634 - 9/16" X 2 1/4"
F1636 CASING CAP - 1/4" X 11/16"

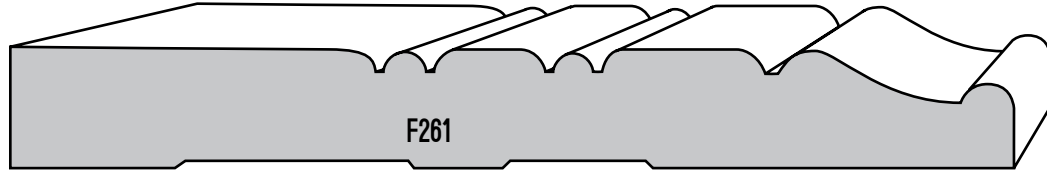


F2654 - 9/16" X 5 1/4"

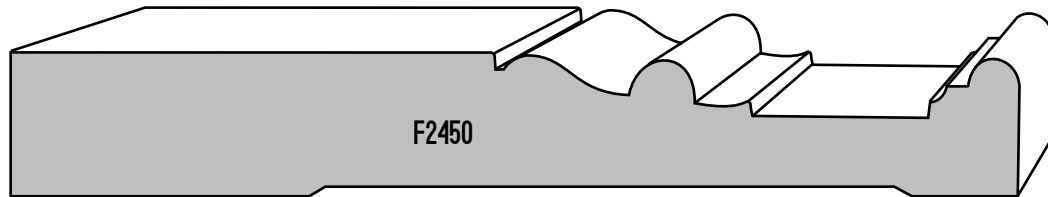
BASEBOARDS



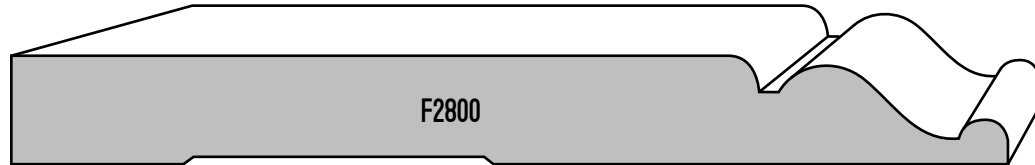
F225 - 7/16" X 4 1/4"



F261 - 5/8" X 5 1/4"

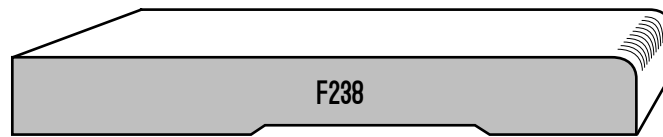


F2450 - 3/4" X 5 1/4"



F2800 - 9/16" X 5 1/4"
*ALSO AVAILABLE: F2046 - 1/2" X 4 1/4"

FLAT BASE

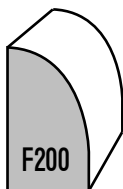


F238 - 7/16" X 3-1/4"

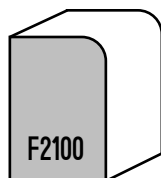
BASE - EASED 1 EDGE

PROFILE #	DIMENSIONS	PROFILE #	DIMENSIONS	PROFILE #	DIMENSIONS
F2350	3/8" X 2-3/4"	F2363	7/16" X 4-1/4"	F2532	11/16" X 3-1/2"
F2351	3/8" X 3"	F2364	7/16" X 5-1/4"	F2533	11/16" X 4-1/4"
F2352	3/8" X 3-1/4"	F2440	9/16" X 2-3/4"	F2534	11/16" X 5-1/4"
F2353	3/8" X 4-1/4"	F2431	9/16" X 3"	F2535	11/16" X 7-1/4"
F236	7/16" X 2-3/4"	F2439	9/16" X 3-1/2"	F243	1/2" X 3-1/4"
F237	7/16" X 3"	F2433	9/16" X 4-1/4"	F293	1/2" X 5-1/4"
F238	7/16" X 3-1/4"	F2434	9/16" X 5-1/4"		

BASE SHOE



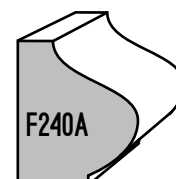
F200 - 7/16" X 3/4"



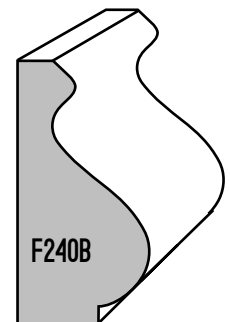
F2100 - 1/2" X 3/4"



F726 - 1/2" X 3/4"



F240A - 5/8" X 3/4"

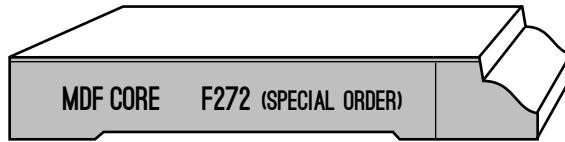


F240B - 11/16" X 1 3/8"

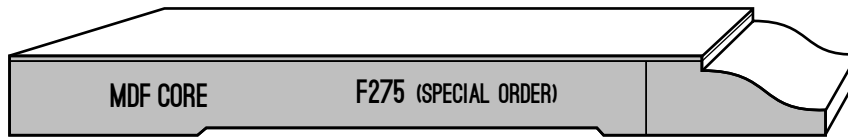
BASE CAPS

VENEERED BASEBOARD


NOTE: CAPS ON VENEERED BASES ARE FINGERJOINTED SOLID MATERIAL.



F272 - 7/16" X 2 3/4"



F275 - 7/16" X 4 1/4"



F280 - 5/8" X 5 1/4"

F281 - 5/8" X 7 1/4"

F282 - 5/8" X 9 1/4"

NOTES ON VENEERED BASEBOARDS:

THERE IS A RUN MINIMUM FOR ALL SPECIAL ORDER VENEERED BASE.

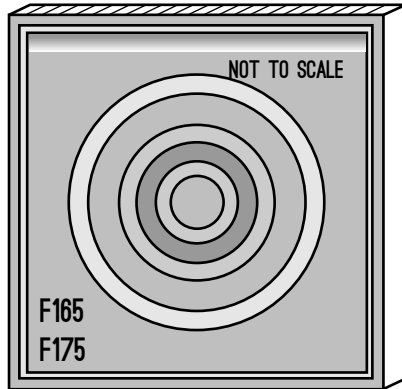
DEVELOPING CUTBACKS WILL BE SENT WITH ORDERS FOR VENEERED BASE.

PLEASE CALL YOUR ACCOUNT MANAGER OR THE MAIN LINE WITH ANY QUESTIONS

PRIOR TO ORDERING OR QUOTING.

CORNER/PLINTH BLOCKS

ALL BLOCKS HAVE A SUBJECT TO MINIMUM ORDERS AND MAY INCUR SET-UP CHARGES.



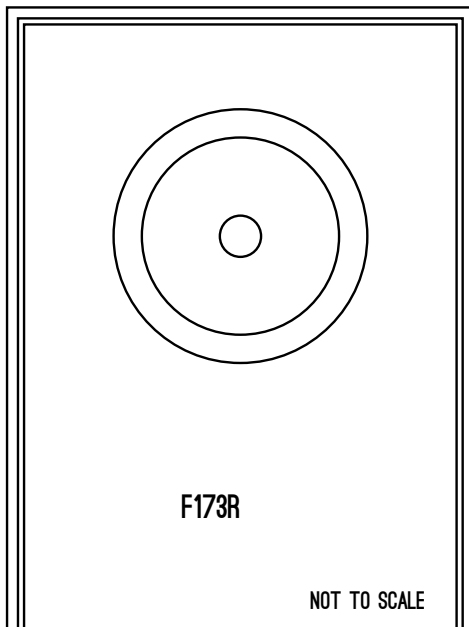
F165 - 1 1/16" X 3 1/2" X 3 1/2"(W/ROSETTE)
F175 - 1" X 2 1/2" X 2 1/2"(W/ROSETTE)




SECTION
NOT TO SCALE



F166 - 1 1/16" X 3 1/2" X 8"(W/ROSETTE)
F176 - 1" X 2 1/2" X 6"(W/ROSETTE)

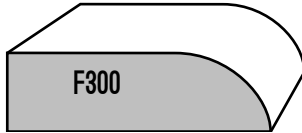


F172 - 1 1/16" X 6" X 6"(W/ROSETTE)
F173 - 1 1/16" X 6" X 8"
F173R - 1 1/16" X 6" X 8"(W/ROSETTE)

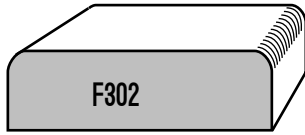


F167 - 1 1/16" X 3 1/2" X 8"
F167R - 1 1/16" X 3 1/2" X 8"(W/ROSETTE)
F179 - 1 1/16" X 6" X 8"
F179R - 1 1/16" X 6" X 8"(W/ROSETTE)

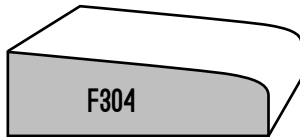
DOOR STOP



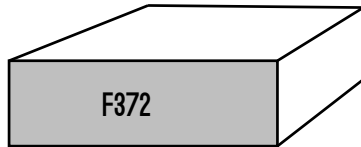
F300 - 7/16" X 1 3/8"



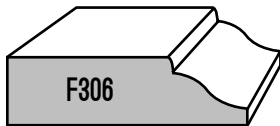
F302 - 7/16" X 1 3/8"



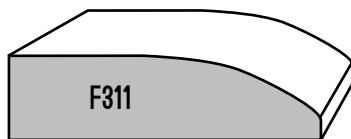
F304 - 7/16" X 1 3/8"



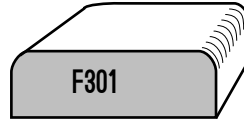
F372 - 7/16" X 1 3/8"



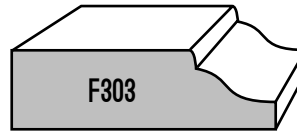
F306 - 3/8" X 1 1/4"



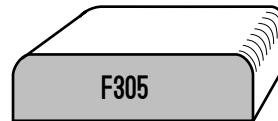
F311 - 7/16" X 1 5/8"



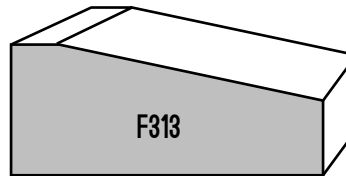
F301 - 3/8" X 1 1/16"



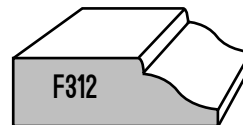
F303 - 7/16" X 1 3/8"



F305 - 3/8" X 1 1/4"

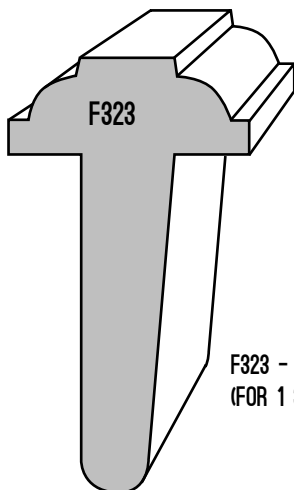


F313 - 11/16" X 1 5/8"

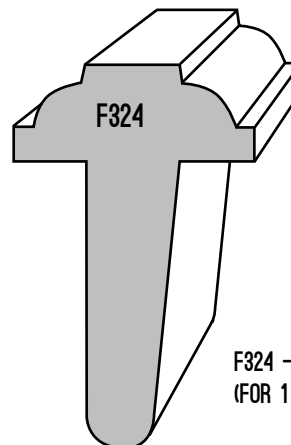


F312 - 3/8" X 1 1/16"

ASTRAGALS



F323 - 1 1/4" X 2 3/8"
(FOR 1 3/4" DOORS)

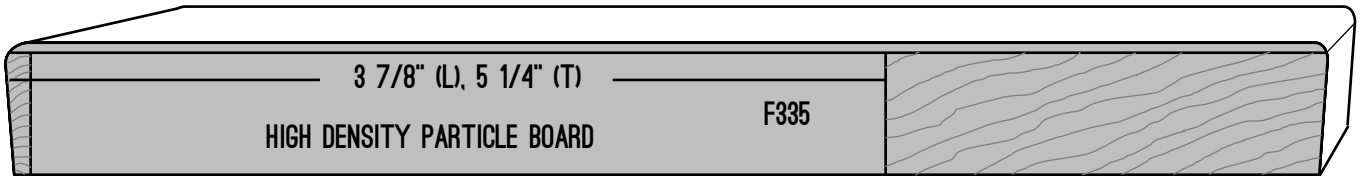
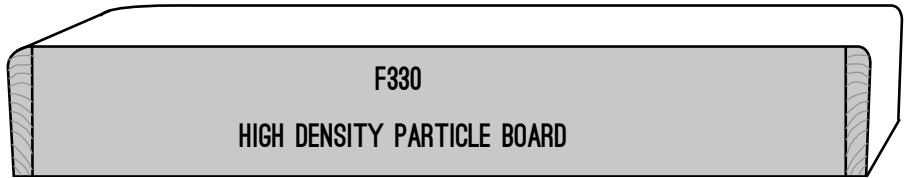


F324 - 1 1/4" X 2 1/16"
(FOR 1 3/8" DOORS)

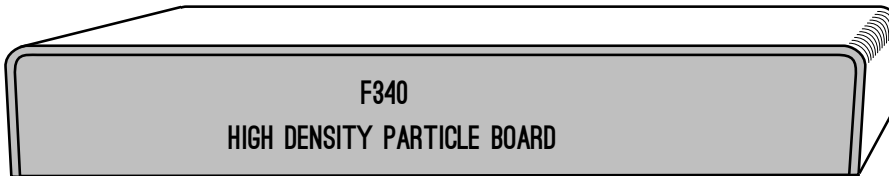
VENEERED DOOR JAMBS

MINIMUMS APPLY. PLEASE CONTACT YOUR ACCOUNT MANAGER FOR MORE INFO.

- F330A - 11/16" X 4 9/16"
- F330E - 11/16" X 4 13/16"
- F330J - 11/16" X 5 1/4"
- F330P - 11/16" X 6 9/16"

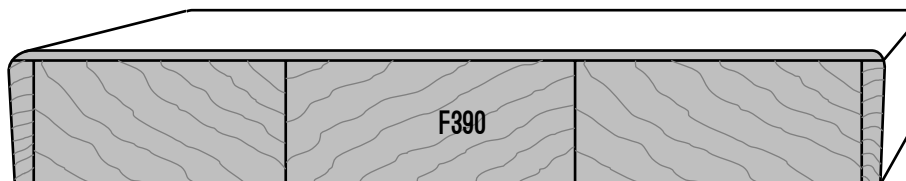
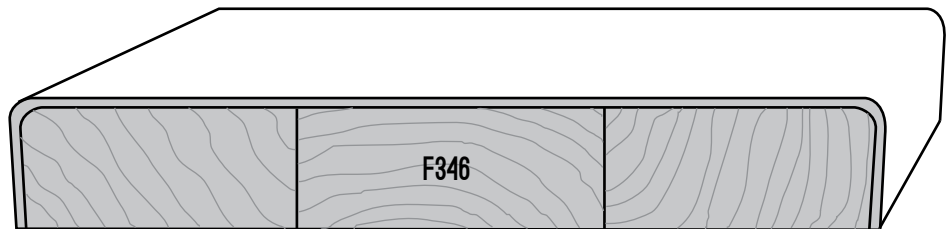


- F335T - 11/16" X 7 1/2" - TRIMMABLE JAMB
- F335L - 11/16" X 5 1/2" - TRIMMABLE JAMB



- F340A - 11/16" X 4 9/16"
- F340E - 11/16" X 4 13/16"
- F340J - 11/16" X 5 1/4"

- F346A - 11/16" X 4 9/16"
- F346E - 11/16" X 4 13/16"
- F346J - 11/16" X 5 1/4"




- F390A - 11/16" X 4 9/16"
- F390E - 11/16" X 4 13/16"
- F390J - 11/16" X 5 1/4"

NOTE: Veneered door jambs are not designed to be used as window extension jambs.

SOLID DOOR JAMBS

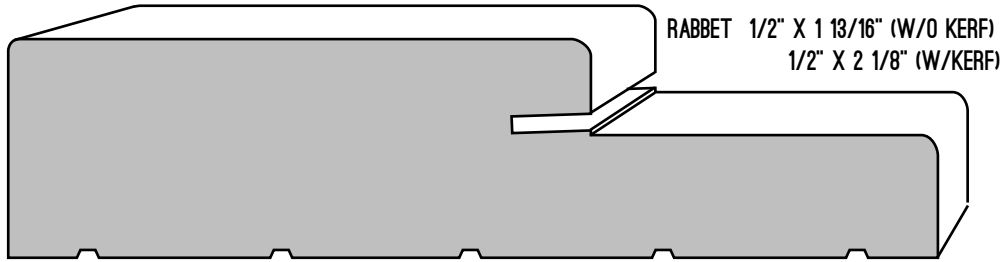
SOLID FLAT JAMB



F381A - 11/16" X 4 9/16"
 F381E - 11/16" X 4 13/16"
 F381J - 11/16" X 5 1/4"

* AVAILABLE AS NON-RATED T-STOP FRAME.
 ASK YOUR ACCOUNT MANAGER FOR MORE INFORMATION.

SOLID RABBETED JAMB



F365 A 1 3/16" X 4 9/16"
 F365E 1 3/16" X 4 13/16"
 F365K 1 3/16" X 5 3/8"

* ALSO AVAILABLE IN DOUBLE RABBET CONFIGURATION.
 ASK YOUR ACCOUNT MANAGER FOR MORE INFORMATION

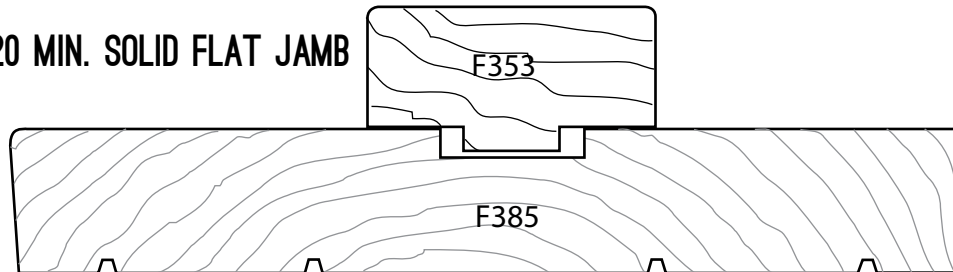
** ALL FERCHE JAMBS ARE ALSO AVAILABLE IN SQUARE
 EDGE UPON REQUEST. MINIMUMS MAY APPLY..



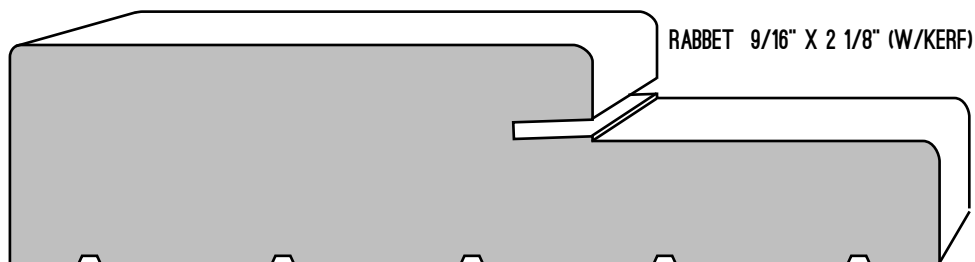
FIRERATED FRAMES

20 MINUTE SOLID FIRE-RATED FRAMES

20 MIN. SOLID FLAT JAMB



F385E 3/4" X 4 13/16"
 F385J 3/4" X 5 1/4"



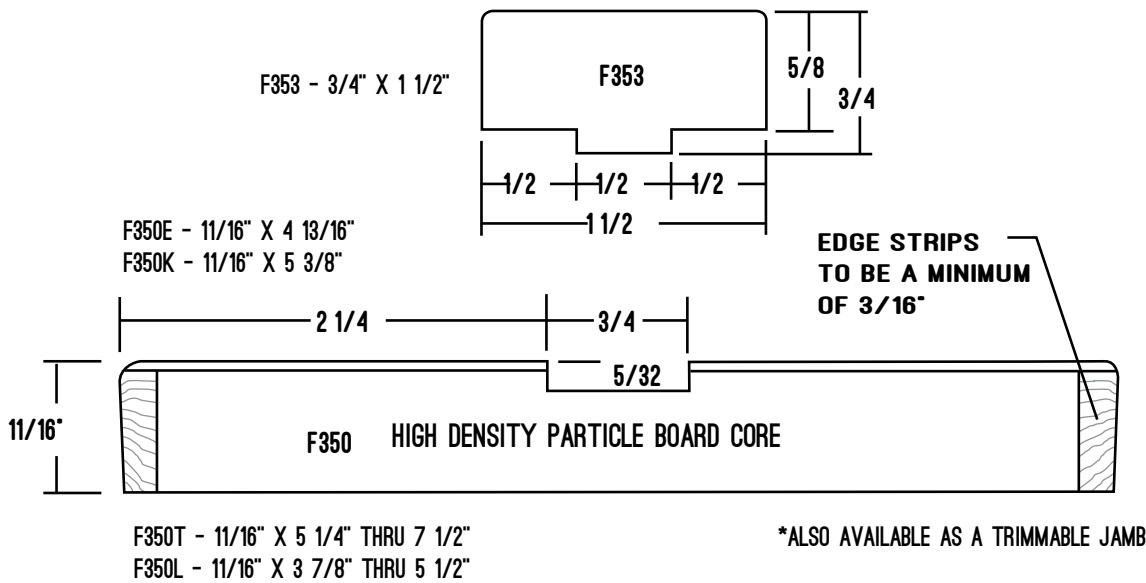
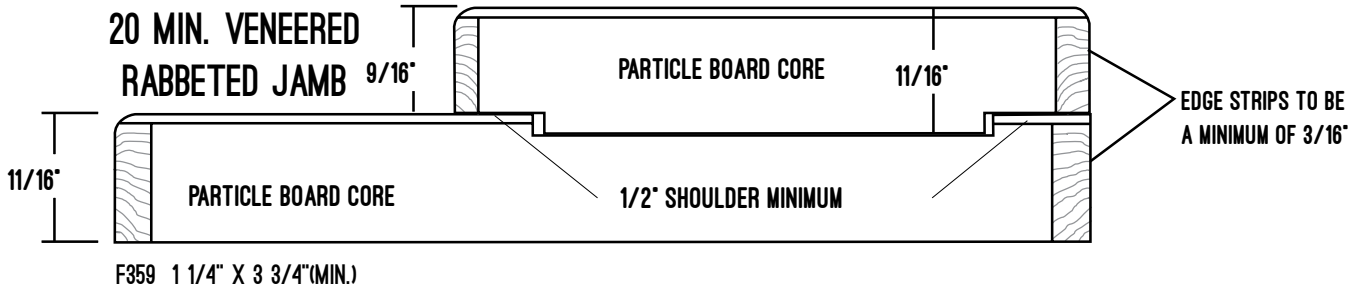
F355E 1 1/4" X 4 13/16"
 F355K 1 1/4" X 5 3/8"

* SOME SOLID DOOR JAMB CONFIGURATIONS AVAILABLE
 FOR SIDELIGHT/BORROWED LIGHT. CALL FOR MORE INFO.

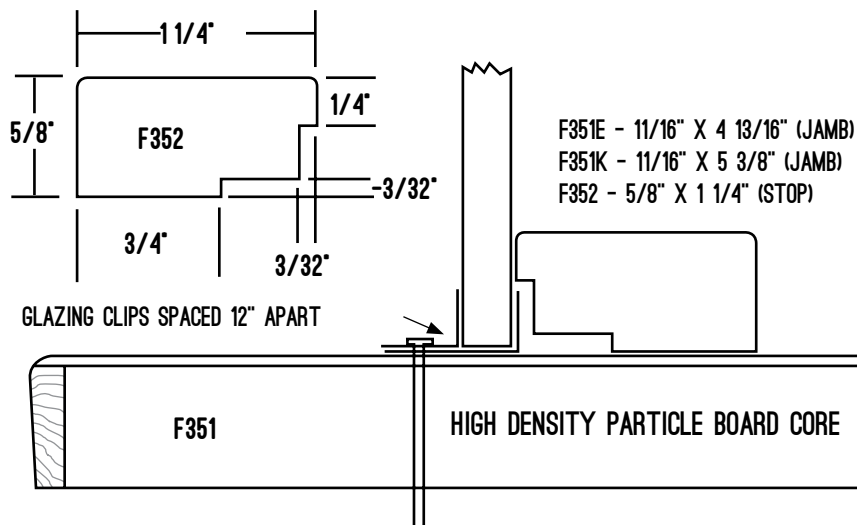
20 MINUTE VENEERED FIRE-RATED FRAMES

** ALL VENEERED PRODUCTS HAVE A MINIMUM ORDER QUANTITY AND MAY INCUR SET-UP CHARGES **

All technical information and specification details are available at www.fireratedwooddoorframes.com



VENEERED SIDELIGHT/BORROWED LIGHT WINDOW FRAME

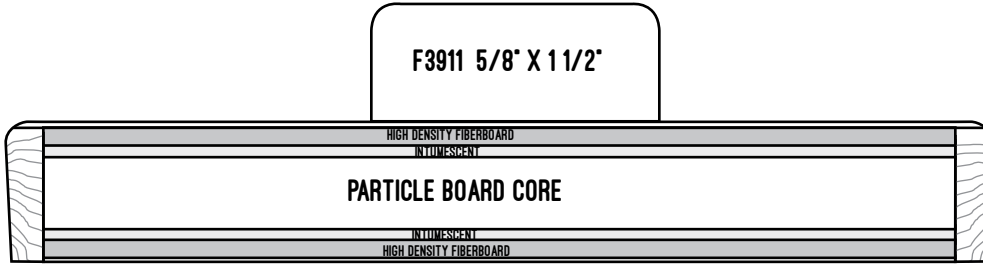


* SEVERAL SOLID AND VENEERED CONFIGURATIONS AVAILABLE FOR NON-RATED SIDELIGHT/BORROWED LIGHT & TRANSOM FRAMES. CALL FOR MORE INFO.

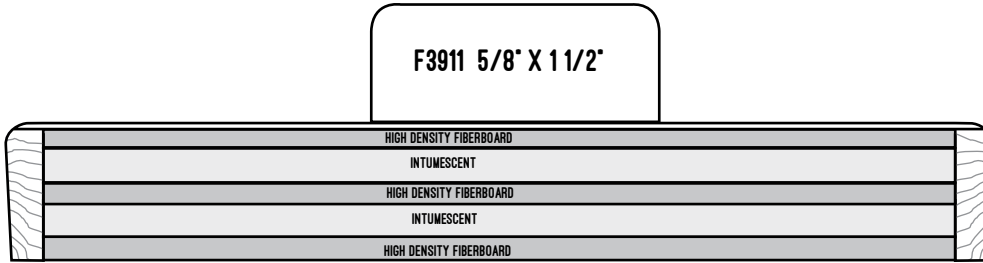
NOTE: Veneered door jambs are not designed to be used as window extension jambs.

45/60/90 MINUTE FIRE-RATED FRAMES

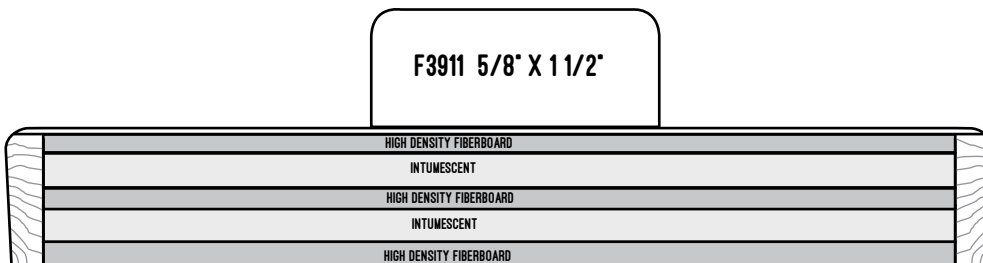
FLAT OR DOUBLE RABBET CONFIGURATIONS



F343 45 MINUTE FIRE RATED LAMINATED DOOR FRAME



F344 60 MINUTE FIRE RATED DOOR FRAME



F345 90 MINUTE FIRE RATED LAMINATED DOOR FRAME

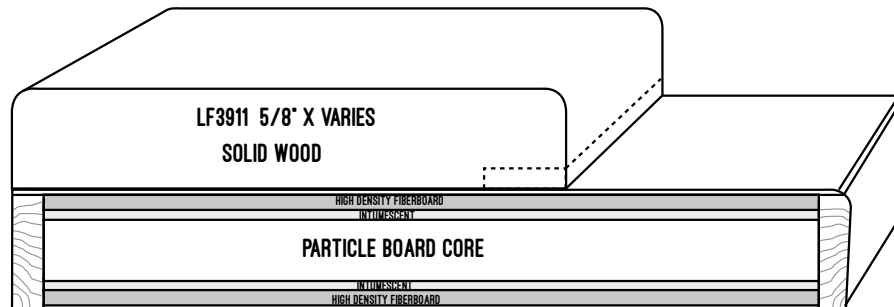


Ferche Fire-Rated Wood Door Frames are the industry's best.
All technical information and specification details are available at
www.fireratedwooddoorframes.com

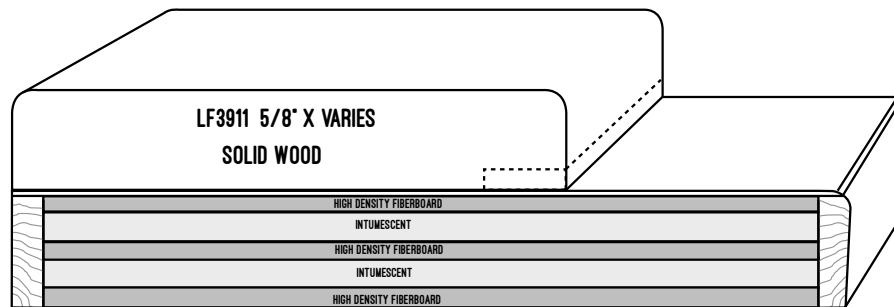
NOTE: Veneered door jambs are not designed to be used as window extension jambs.

45/60/90 MINUTE FIRE-RATED FRAMES

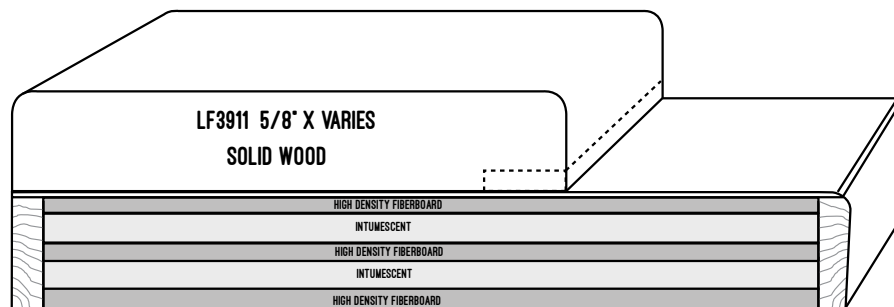
SINGLE RABBET CONFIGURATIONS



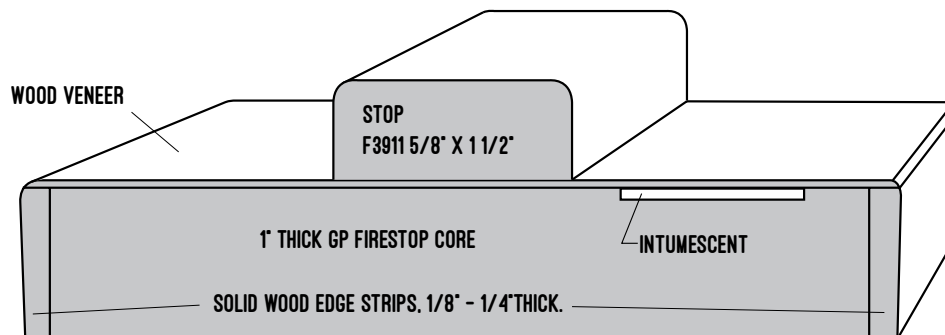
F347 45 MINUTE FIRE RATED LAMINATED DOOR FRAME



F348 60 MINUTE FIRE RATED DOOR FRAME



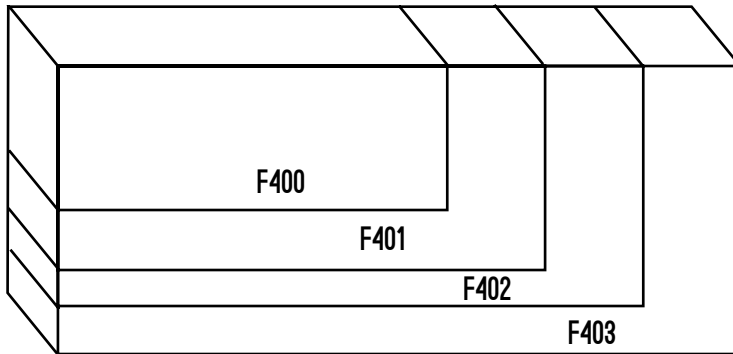
F349 90 MINUTE FIRE RATED DOOR FRAME



- F356 45 MINUTE POSITIVE PRESSURE FRAME**
- F357 60 MINUTE POSITIVE PRESSURE FRAME**
- F358 90 MINUTE POSITIVE PRESSURE FRAME**

NOTE: Veneered door jambs are not designed to be used as window extension jambs.

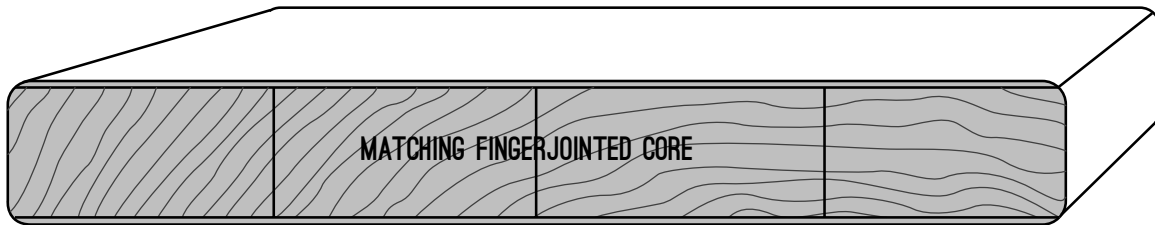
SOLID S4S BOARDS



F400 FOR 3/4" THICK
 F401 FOR 1 1/16" THICK
 F402 FOR 1 1/4" THICK
 F403 FOR 1 1/2" THICK

WIDTHS UP TO 11 1/4"

VENEERED BOARDS



F410
 3/4" X 5 1/2"
 (SPECIAL ORDER)

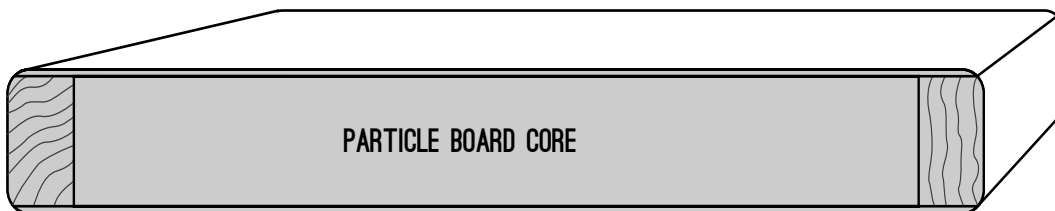
F412
 3/4" X 7 1/4"
 (SPECIAL ORDER)

F414
 3/4" X 9 1/4"
 (SPECIAL ORDER)

F416
 3/4" X 11 1/4"

NOTE: F410, F412, F414 & F416 are available with veneer on just 1 side upon request. Please specify when ordering.

SPECIAL ORDERS: There is a minimum quantity on special order boards. 18' is the maximum length.



F420
 3/4" X 5 1/2"
 (SPECIAL ORDER)

F421
 3/4" X 7 1/4"
 (SPECIAL ORDER)

F422
 3/4" X 9 1/4"
 (SPECIAL ORDER)


F424
 3/4" X 11 1/4"
 (SPECIAL ORDER)

SPECIAL ORDERS: There is a minimum quantity on special order boards. 18' is the maximum length.

NOTE: The veneered boards on this page are not designed to be used as window extension jambs.


CABINET PARTS/BAR RAIL

BACKSPLASH



F431 - 9/16 X 3 1/2"

EDGEBANDS

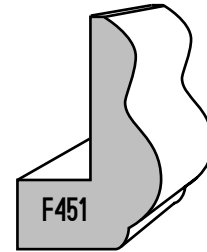


F435 - 9/16" X 1 1/2"



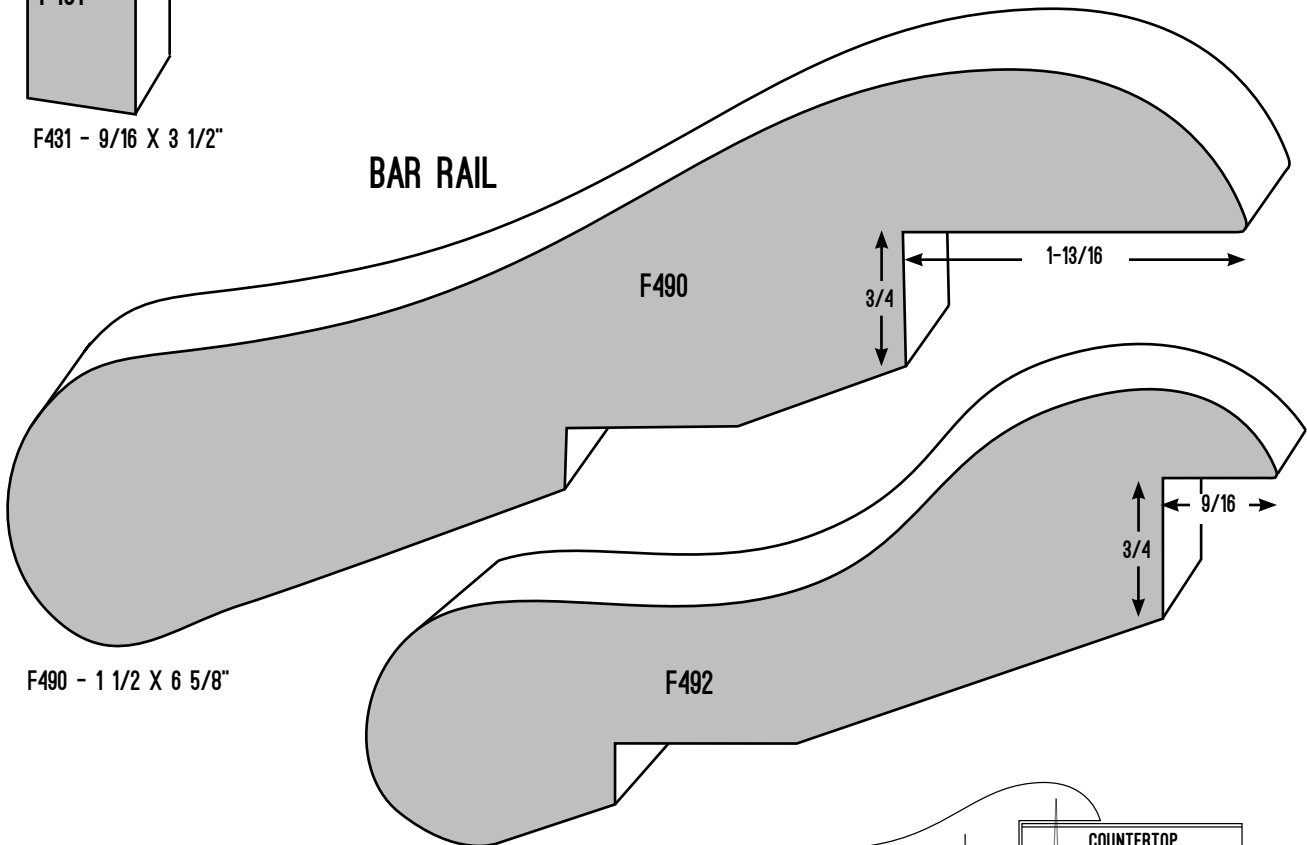
F440 - 3/8" X 1 1/2"

LIP MOULDING



F451 - 3/4" X 1 1/4"

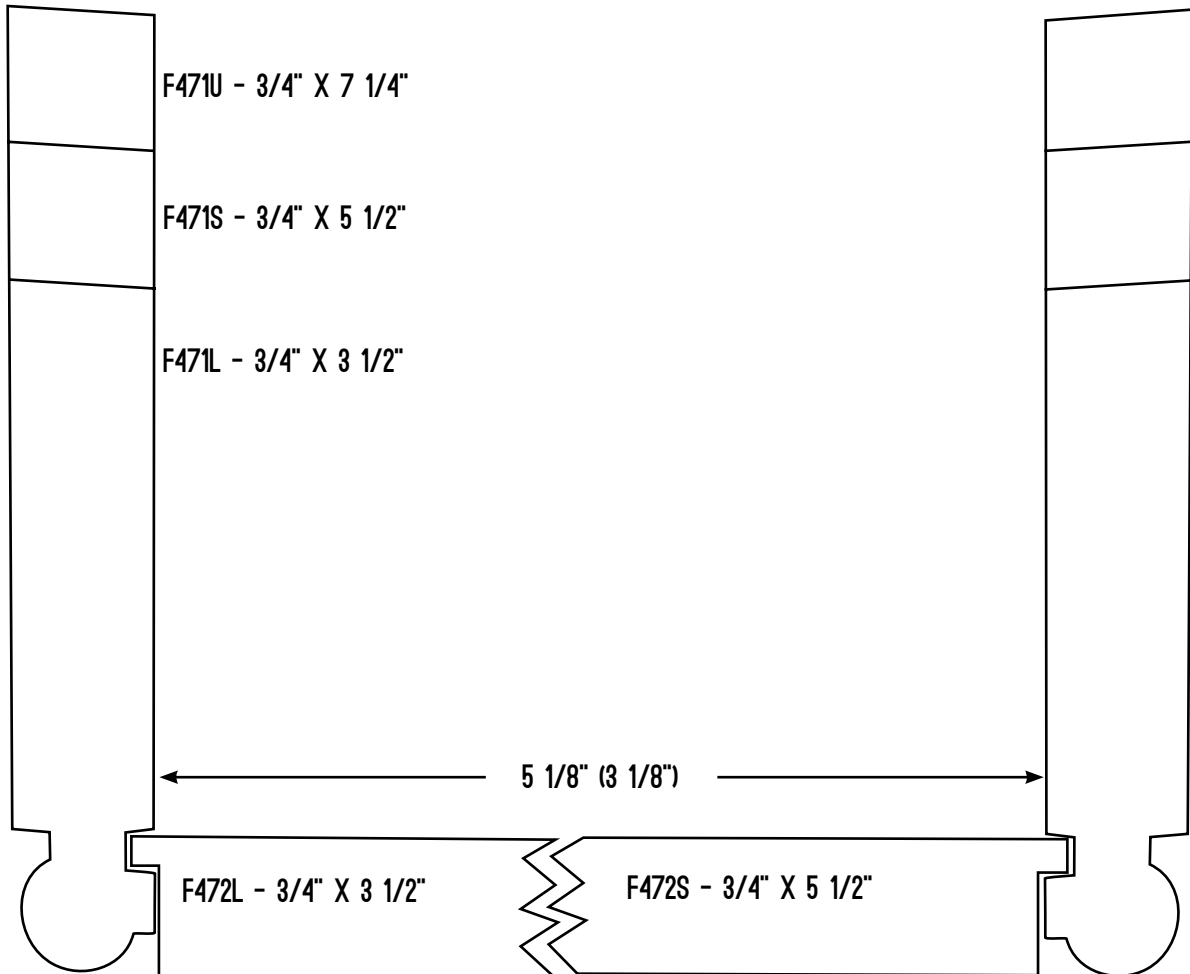
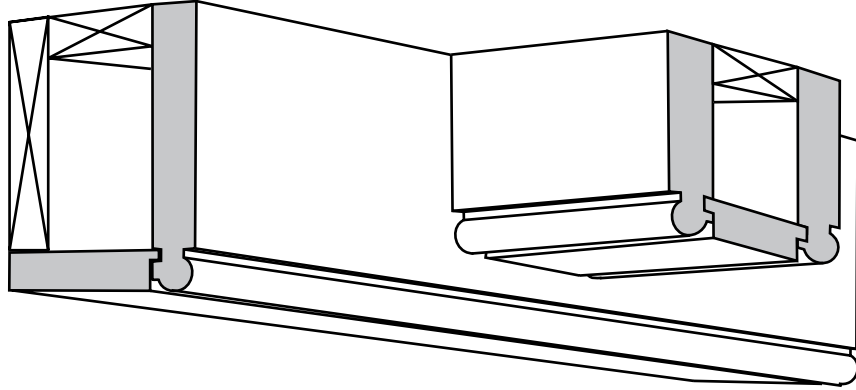
BAR RAIL



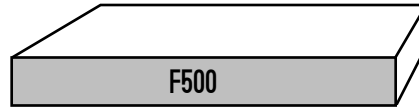
F490 - 1 1/2 X 6 5/8"

F492 - 1 1/4" X 5"

EZ BEAM CEILING BEAM SYSTEM

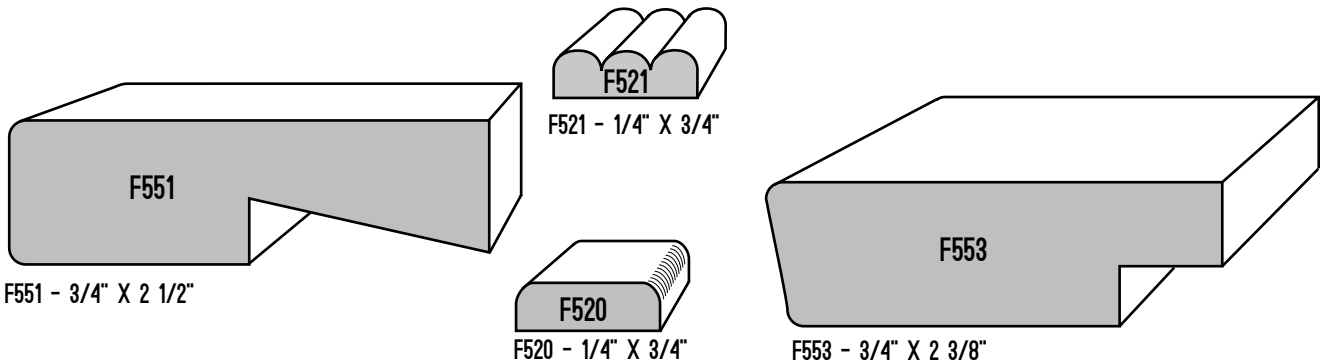


MULL CENTER

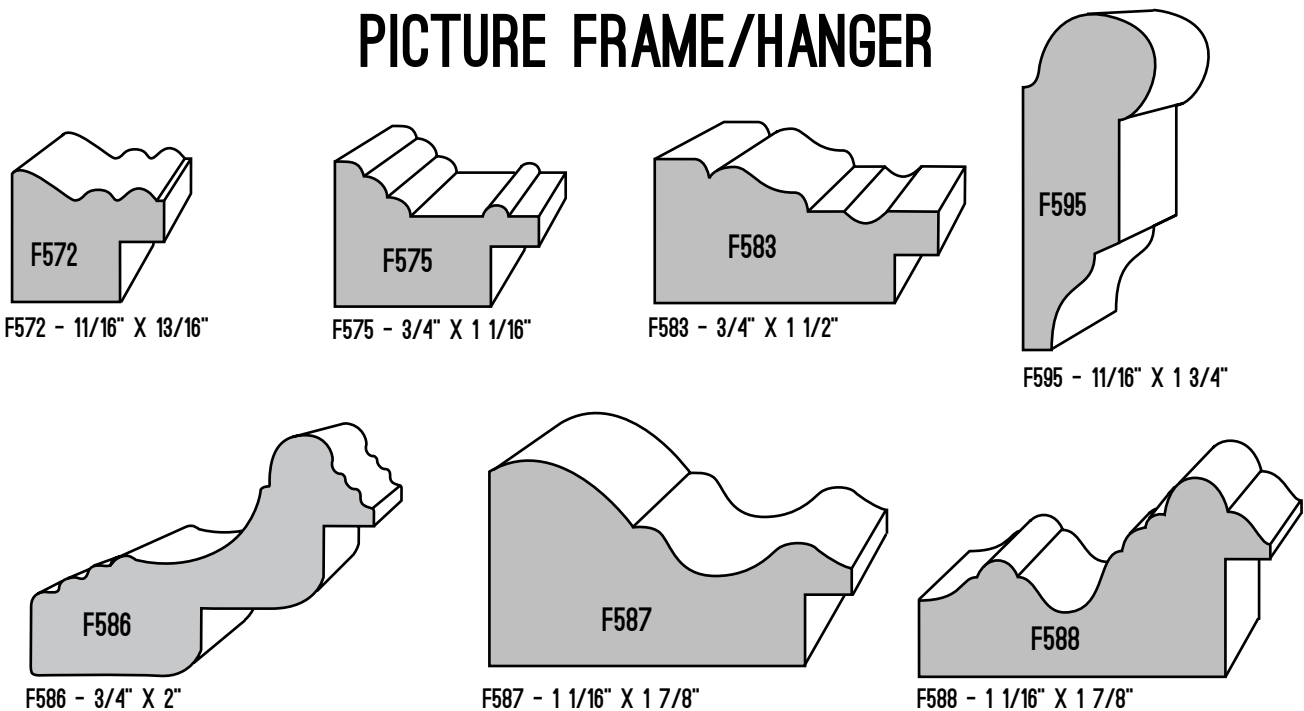


- | | |
|-----------------------|-----------------------|
| F500A - 1/4" X 1 1/4" | F500I - 1/4" X 3 1/2" |
| F500B - 1/4" X 1 1/2" | F500J - 1/4" X 4" |
| F500C - 1/4" X 1 3/4" | F500K - 1/4" X 4 1/2" |
| F500D - 1/4" X 2" | F500L - 1/4" X 5" |
| F500F - 1/4" X 2 1/2" | F500N - 1/4" X 6" |
| F500H - 1/4" X 3" | |

SCREEN MOULD/STOOL



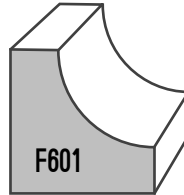
PICTURE FRAME/HANGER



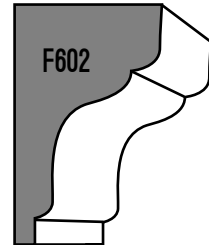
COVES



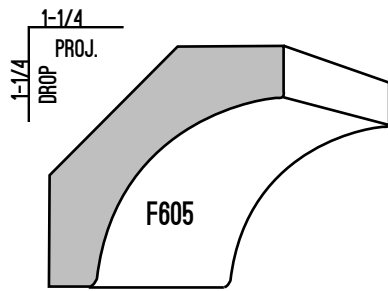
F600 - 1/2" X 1/2"



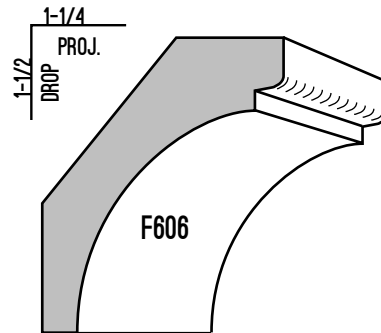
F601 - 3/4" X 3/4"



F602 - 3/4" X 1 1/4"

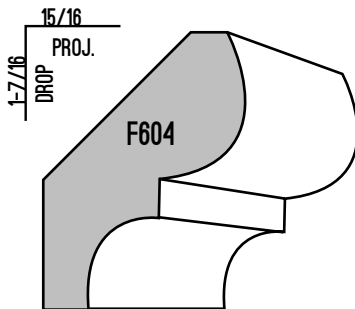


F605 - 9/16" X 1 3/4"

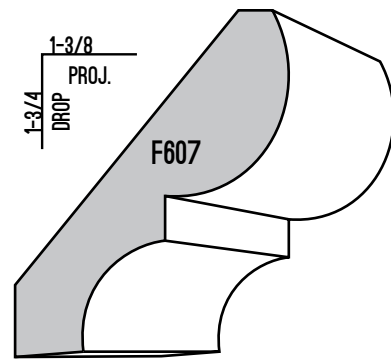


F606 - 9/16" X 2"

BED MOULDS

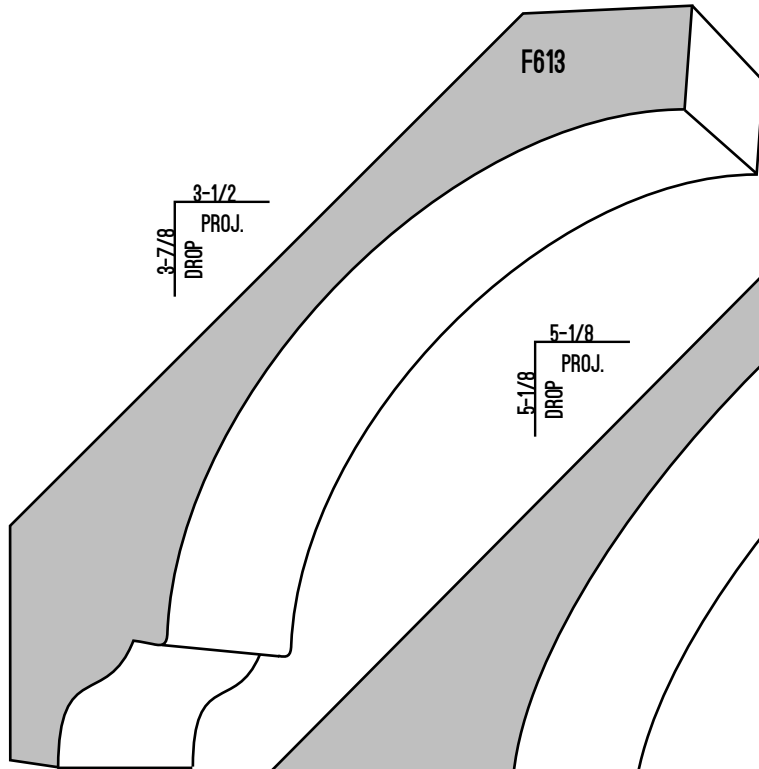


F604 - 9/16" X 1 3/4"

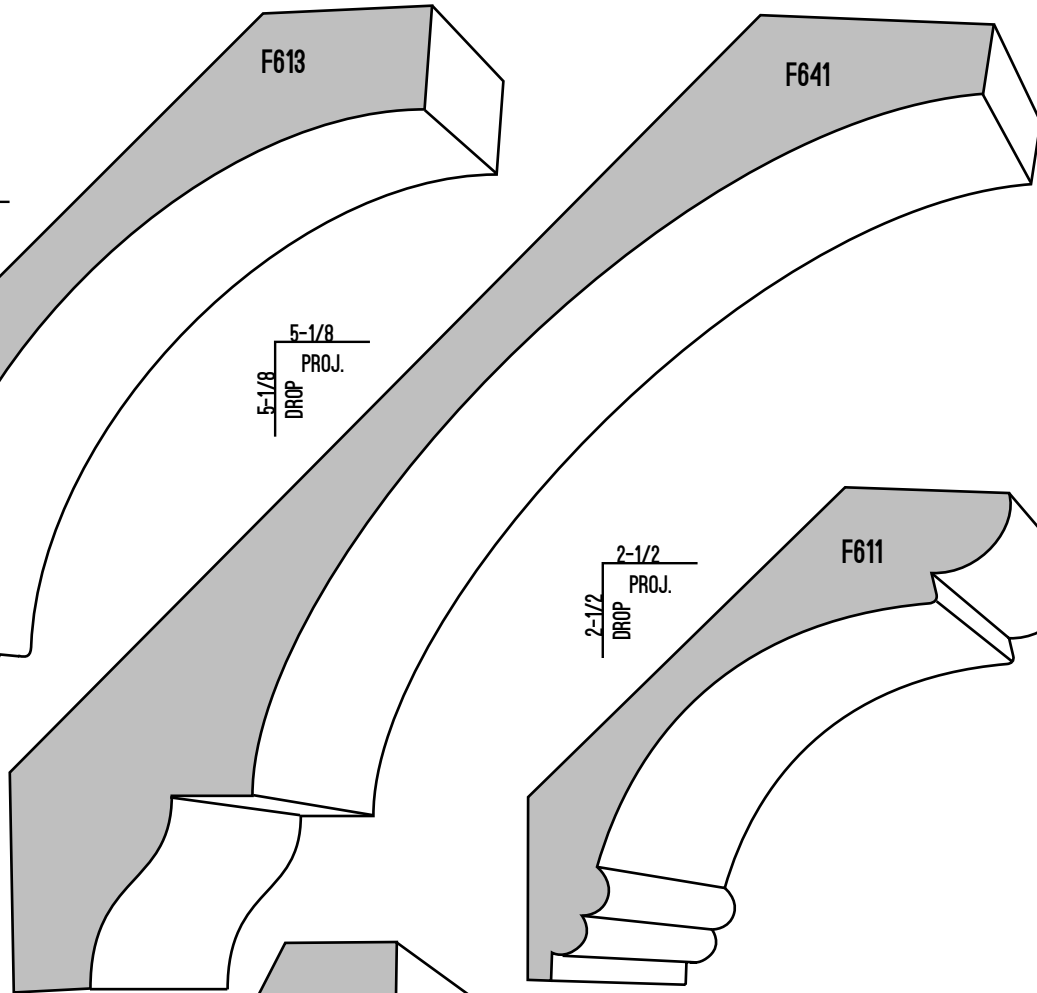


F607 - 9/16" X 2 1/4"

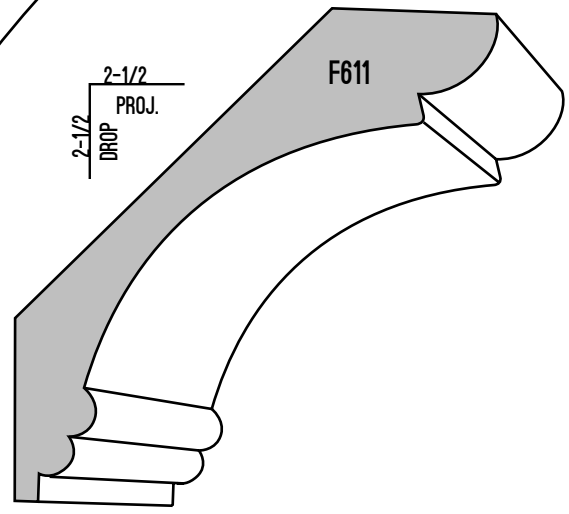
CROWNS



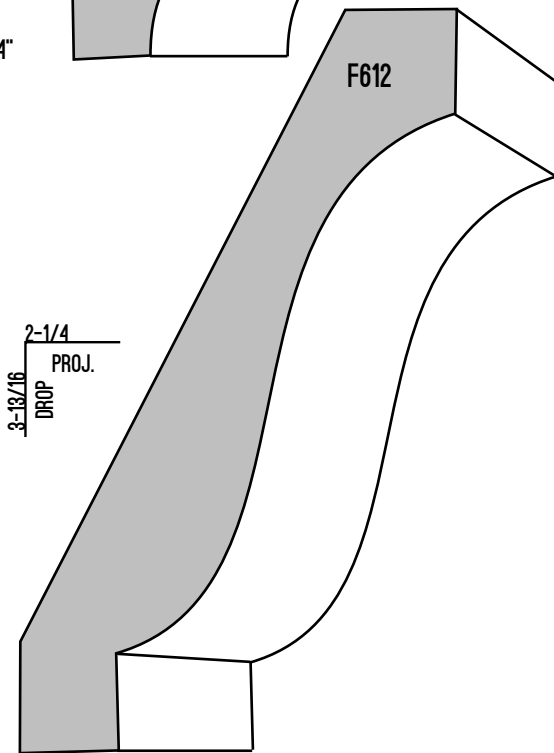
F613 -
1 1/16" X 5 3/8"



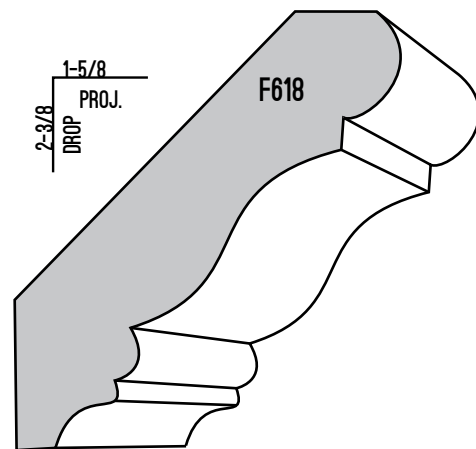
F641 -
1 1/16" X 7 1/4"



F611 - 3/4" X 3 5/8"

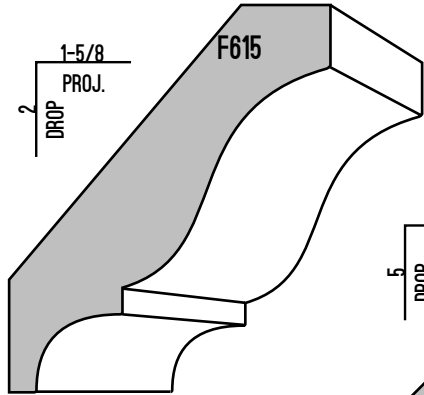


F612 - 3/4" X 4 9/16"

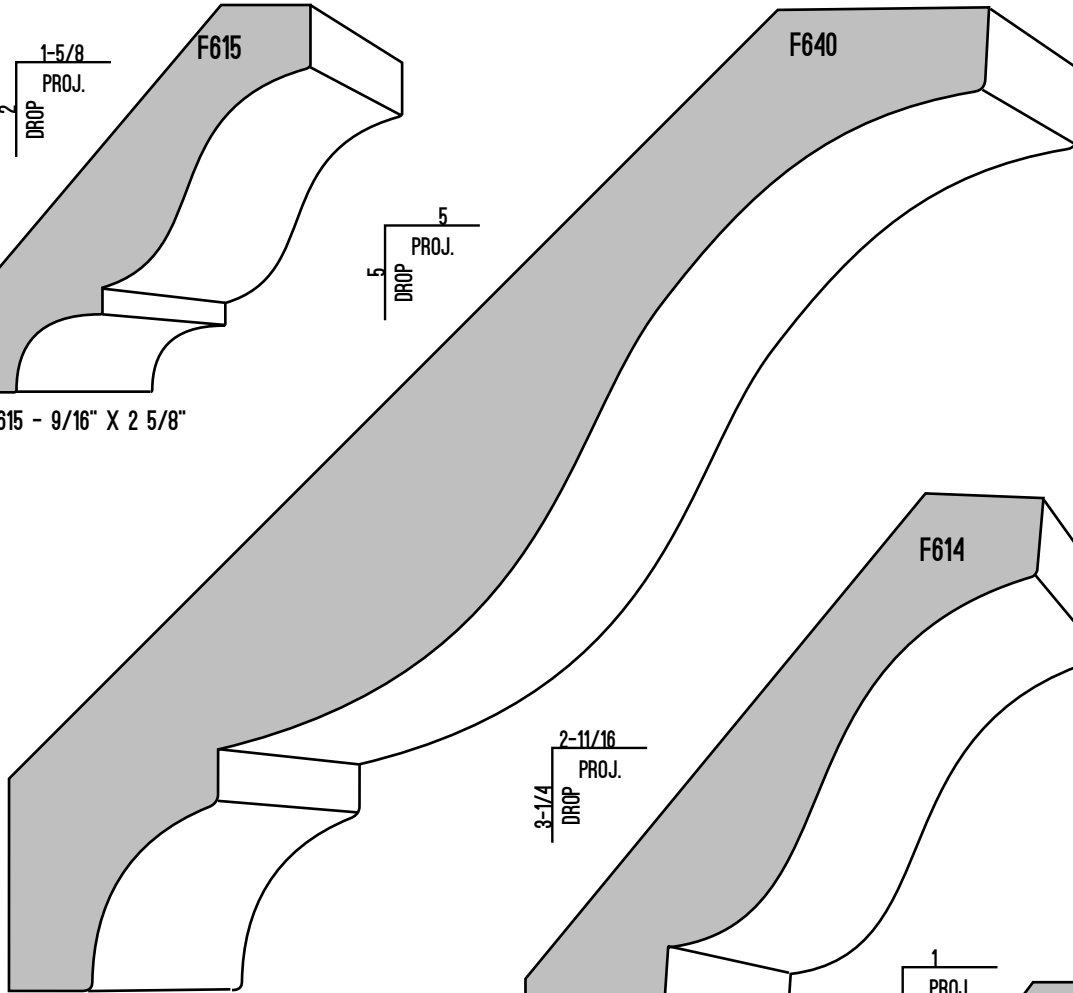


F618 - 3/4" X 3"

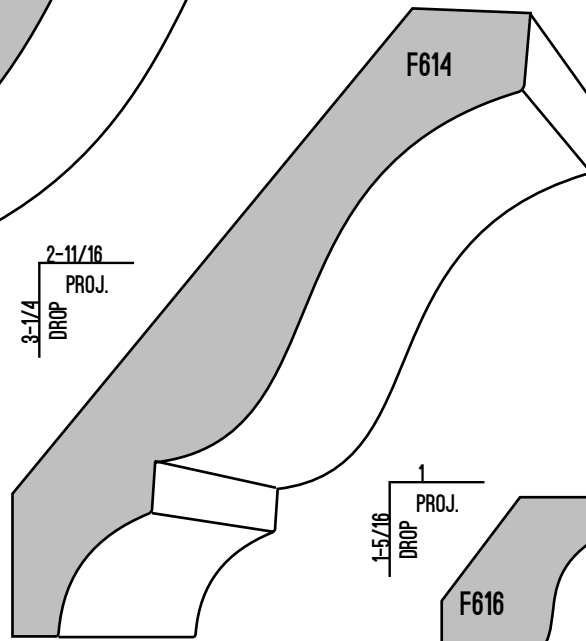
CROWNS



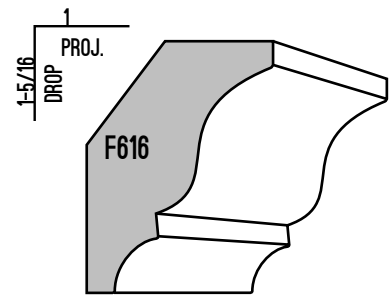
F615 - 9/16" X 2 5/8"



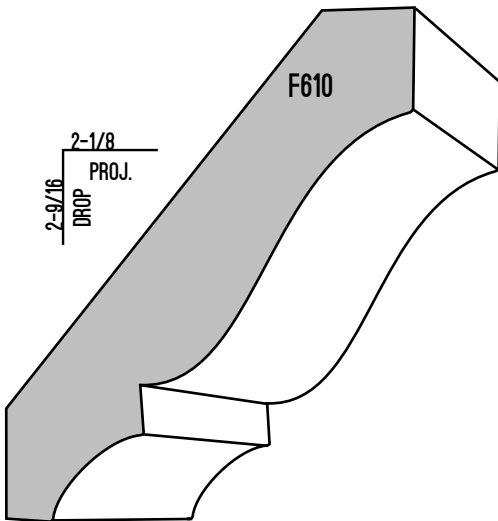
F640 - 1 1/16" X 7 1/4"



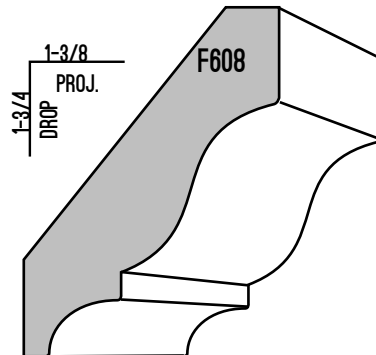
F614 - 11/16" X 4 1/4"



F616 - 9/16" X 1 5/8"

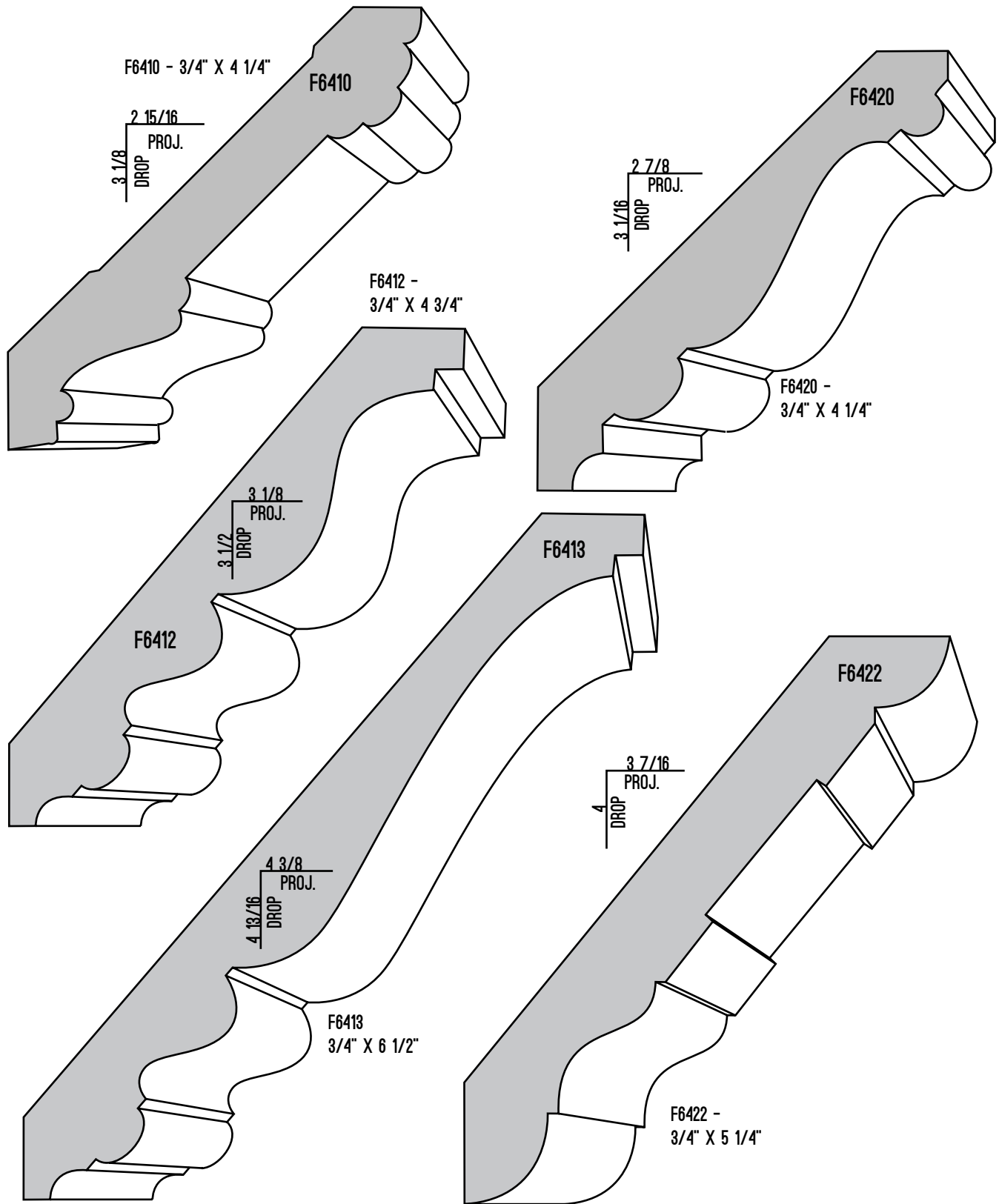


F610 - 11/16" X 3 7/16"

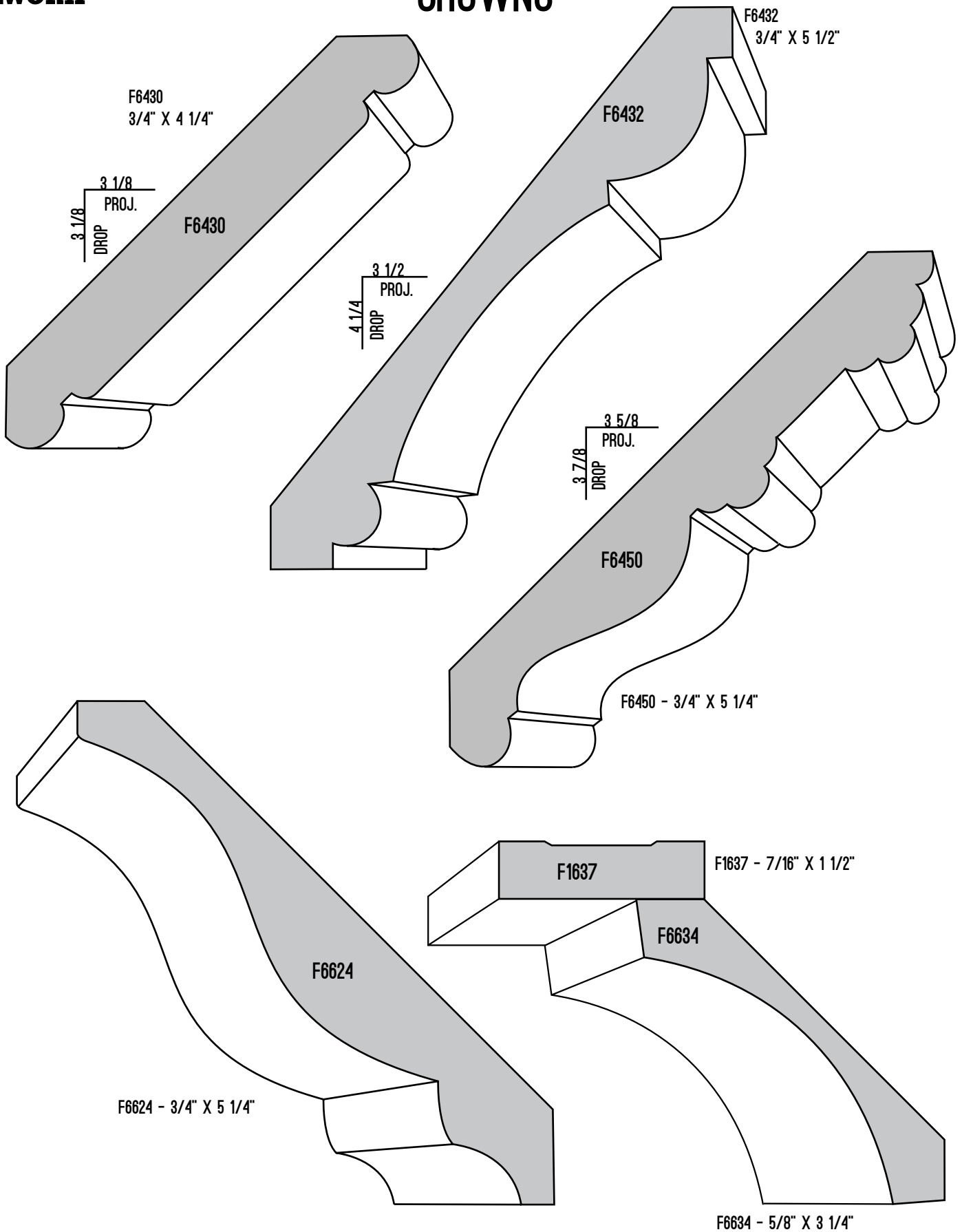


F608 - 9/16" X 2 1/4"

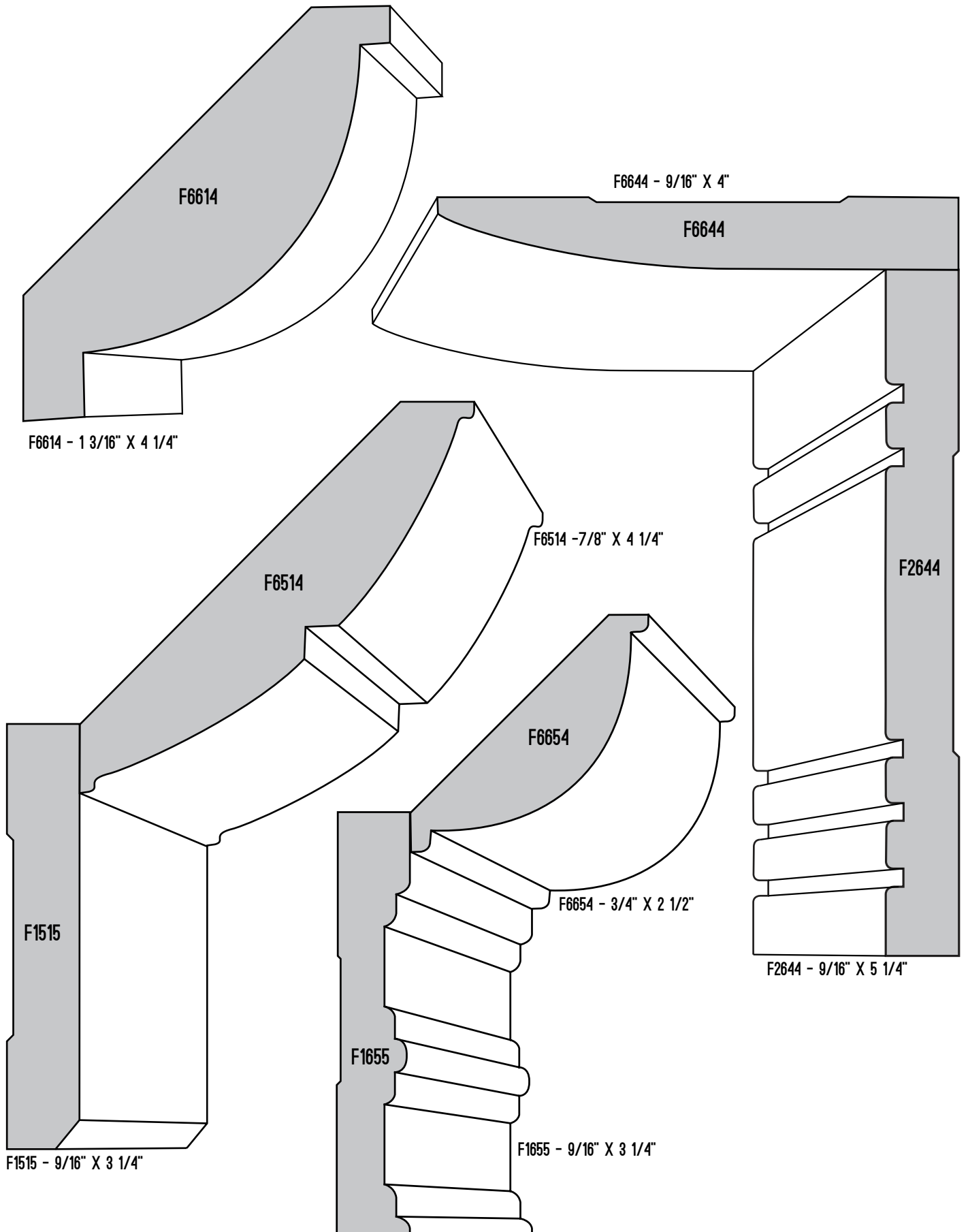
CROWNS



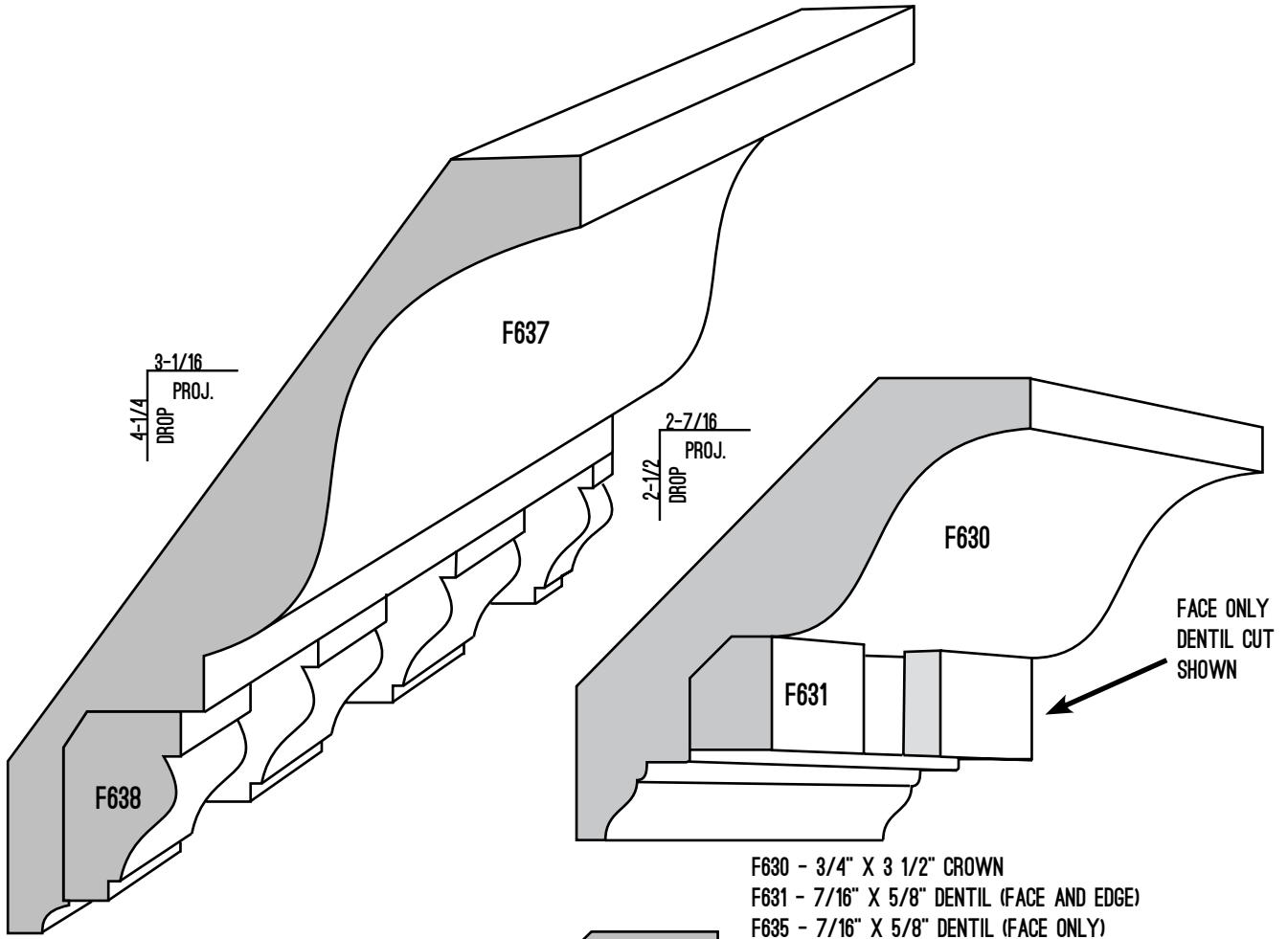
CROWNS



CROWNS

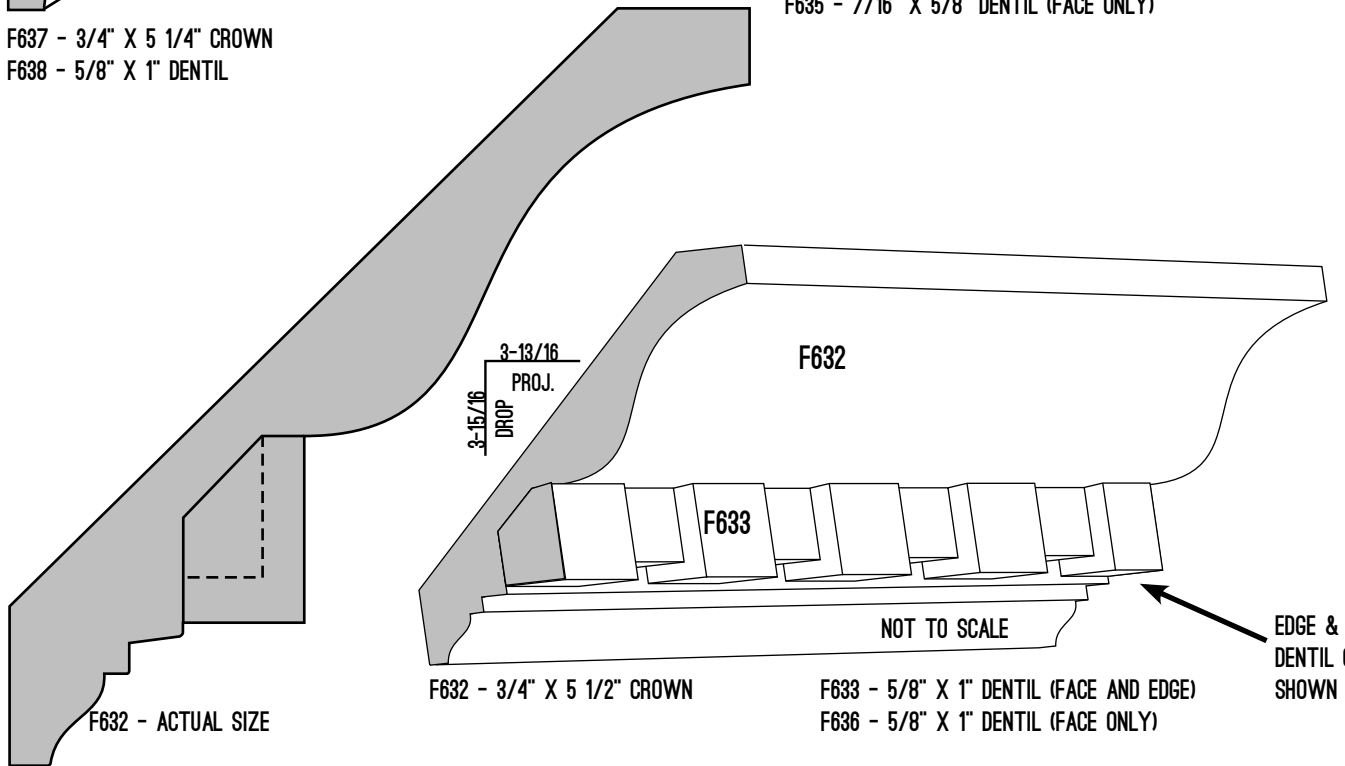


DENTIL CROWN



F637 - 3/4" X 5 1/4" CROWN
F638 - 5/8" X 1" DENTIL

F630 - 3/4" X 3 1/2" CROWN
F631 - 7/16" X 5/8" DENTIL (FACE AND EDGE)
F635 - 7/16" X 5/8" DENTIL (FACE ONLY)

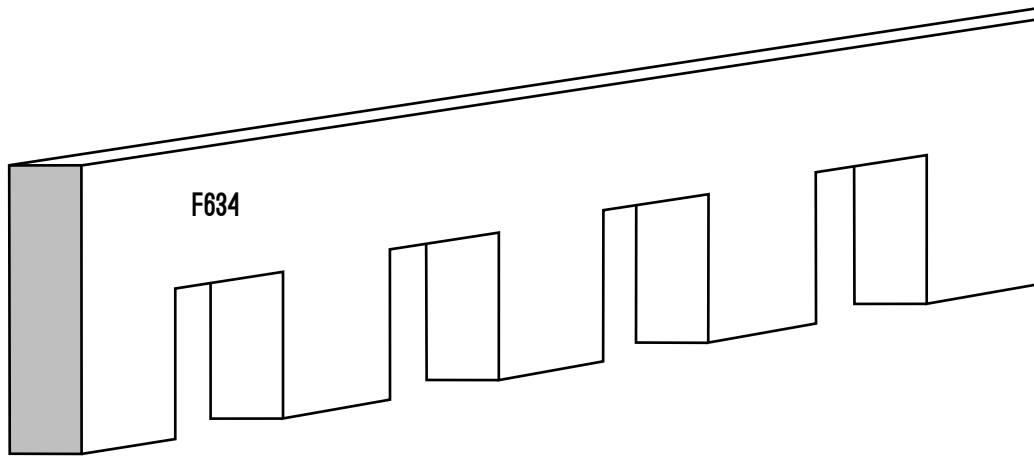


F632 - ACTUAL SIZE

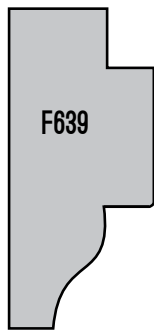
F632 - 3/4" X 5 1/2" CROWN

F633 - 5/8" X 1" DENTIL (FACE AND EDGE)
F636 - 5/8" X 1" DENTIL (FACE ONLY)

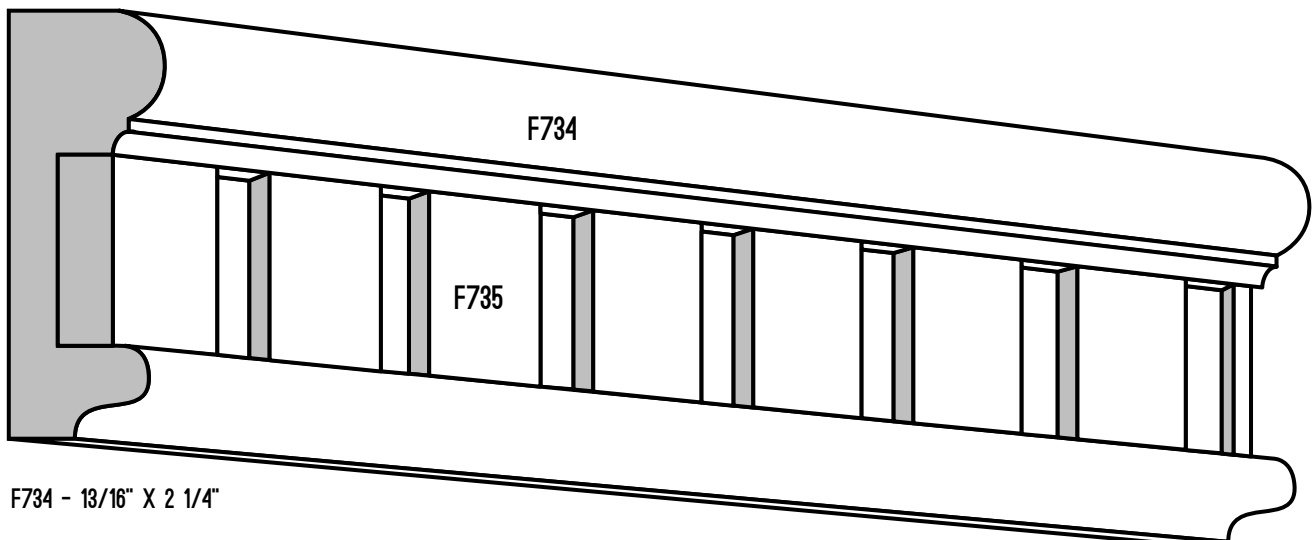
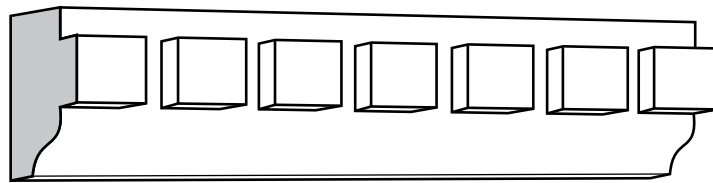
DENTIL MOULD



F634 - 3/8" X 1 1/2"



F639 - 3/4" X 1 5/8"

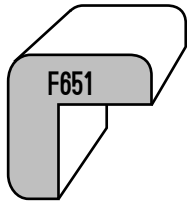


F734 - 13/16" X 2 1/4"

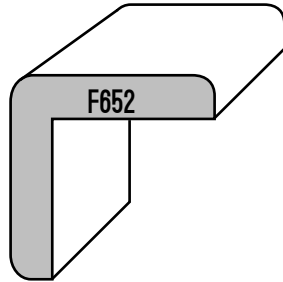
F735 - 9/32" X 1" DENTIL

CORNER MOULDINGS

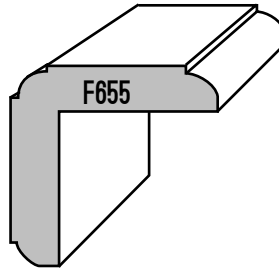
OUTSIDE CORNER



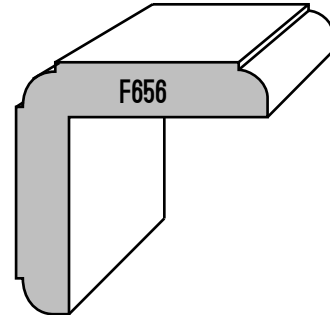
F651 -
3/4" X 3/4"



F652 -
1 1/16" X 1 1/16"




F655 -
1 1/16" X 1 1/16"

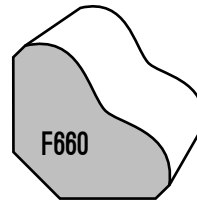


F656 -
1 5/16" X 1 5/16"

INSIDE CORNER

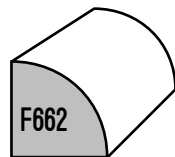


F667 -
3/4" X 3/4"

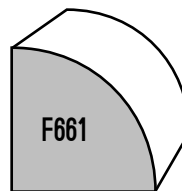


F660 -
9/16" X 1 1/8"

QUARTER ROUND

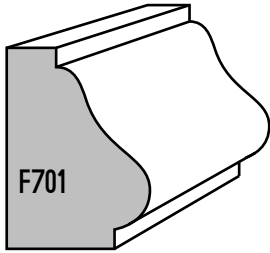


F662 -
1/2" X 1/2"

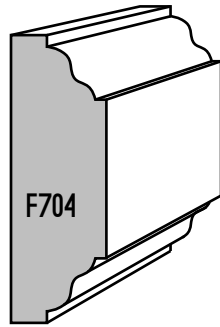


F661 -
3/4" X 3/4"

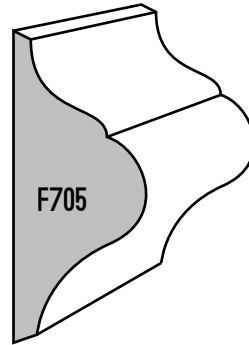
PANEL MOULDINGS



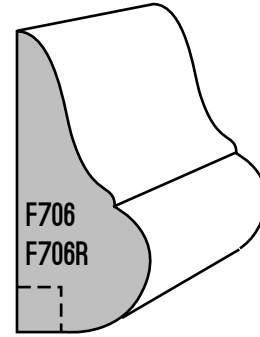
F701 - 3/4" X 1 1/16"



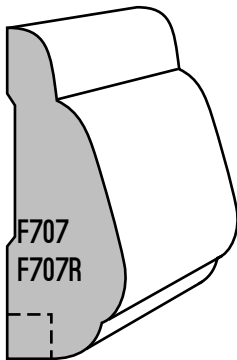
F704 - 1/2" X 1 1/2"



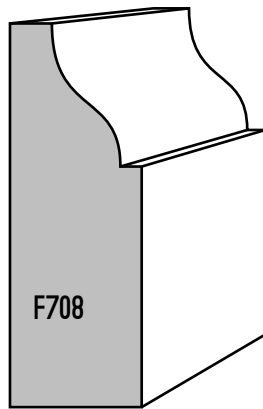
F705 - 11/16" X 1 5/8"



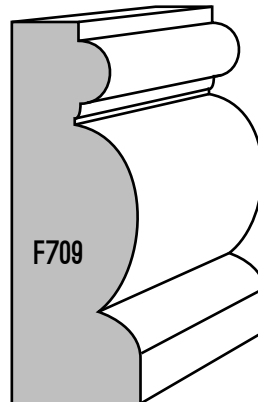
F706 - 11/16" X 1 5/8"
F706R - W/ 1/4" X 1/4" RABBET



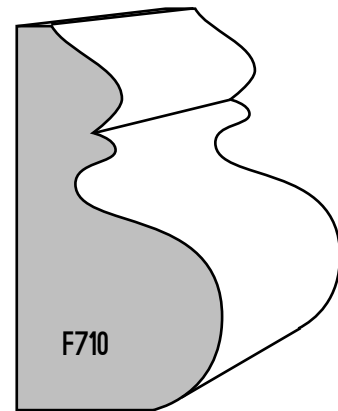
F707 - 5/8" X 1 3/4"
F707R - W/ 1/4" X 1/4" RABBET



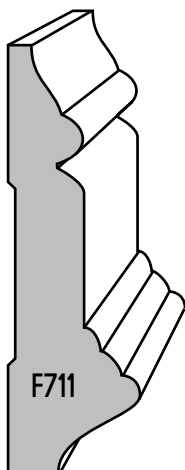
F708 - 11/16" X 2"




F709 - 11/16" X 2"



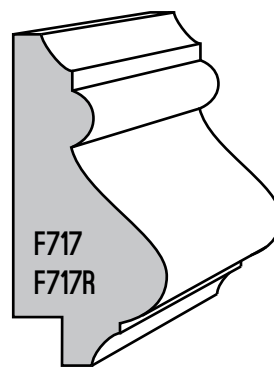
F710 - 1 1/16" X 2"



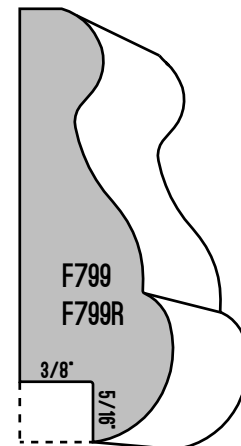
F711 - 11/16" X 2 1/4"



F715 - 7/16" X 2 1/2"



F717 - 13/16" X 1 3/4"
F717R - W/ 1/4" X 1/4" RABBET

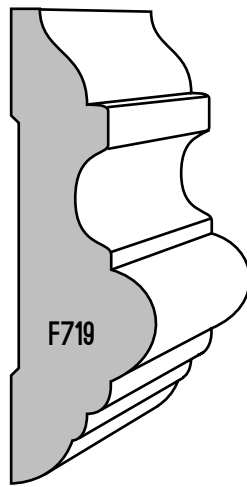


F799 - 13/16" X 2 1/4"
F799R - W/ 3/8" X 5/16" RABBET

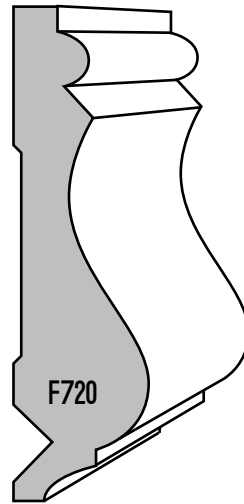
PANEL MOULDINGS



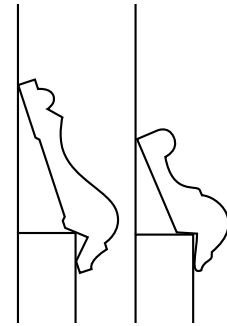
F718 - 5/8" X 2 1/2"



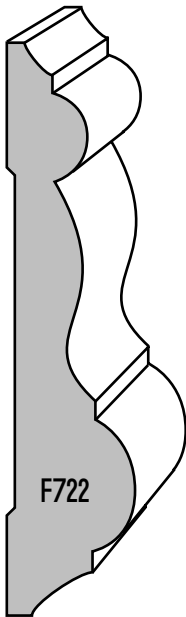
F719 - 3/4" X 2 1/2"



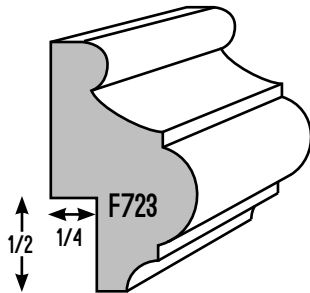
F720 - 11/16" X 2 5/8"



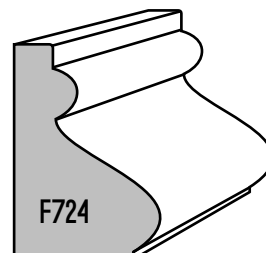
F720 /F721 INSTALLATION



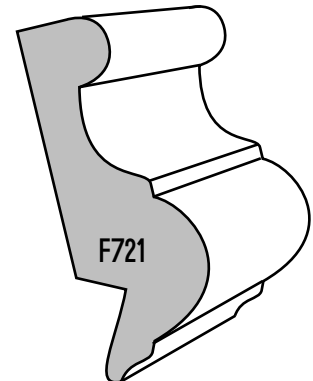
F722 - 11/16" X 3"



F723 - 3/4" X 1 5/16"




F724 - 3/4" X 1 1/8"




F721 - 11/16" X 2"



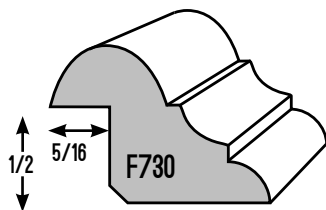
F726 - 1/2" X 3/4"



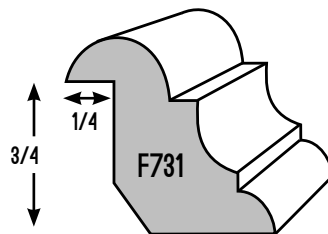
F728 - 3/8" X 3/4"



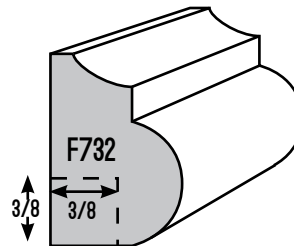
F729 - 7/16" X 3/4"



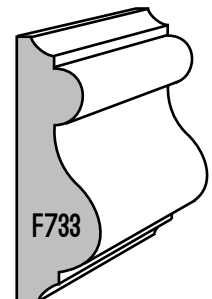
F730 - 3/4" X 1 1/8"



F731 - 1" X 1 1/8"

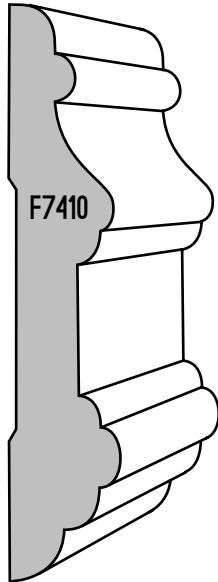


F732 - 11/16" X 1"
F732R - 11/16" X 1"



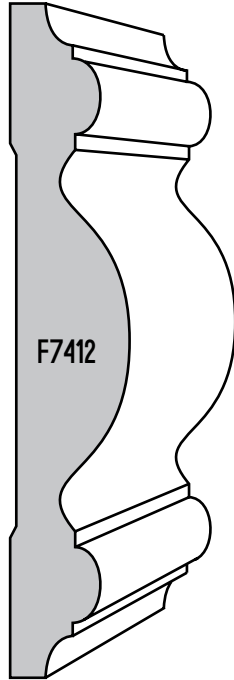
F733 - 7/16" X 1 3/8"

CHAIR RAILS

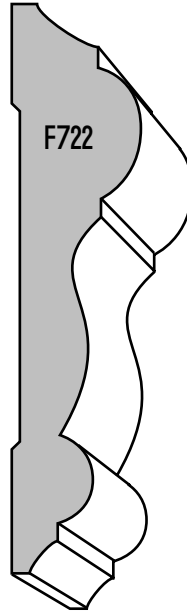


F7410
9/16" X 3"

F7412
5/8" X 3 1/2"



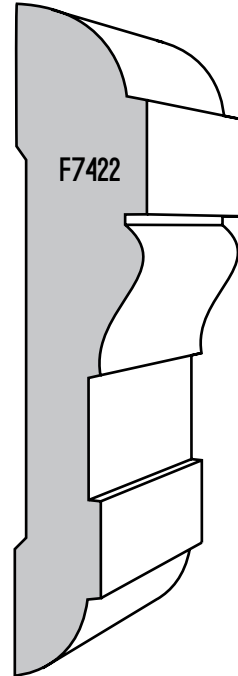
F7412



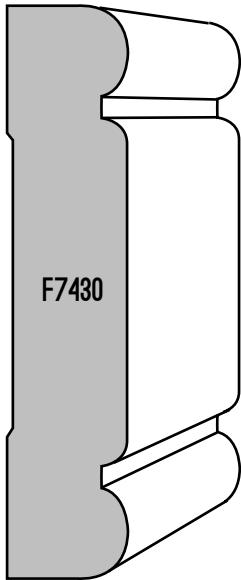
F722

F722 -
11/16" X 3"

F7422 -
11/16" X 3 1/2"

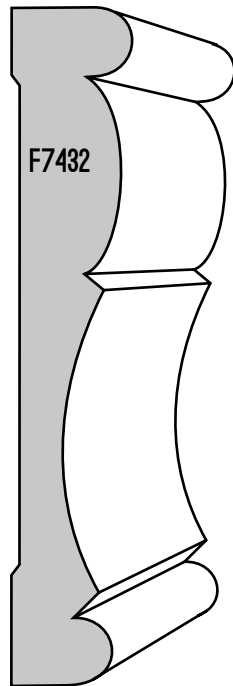


F7422

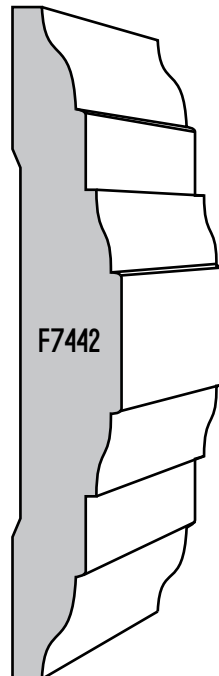


F7430
9/16" X 3"

F7432
5/8" X 3 1/2"



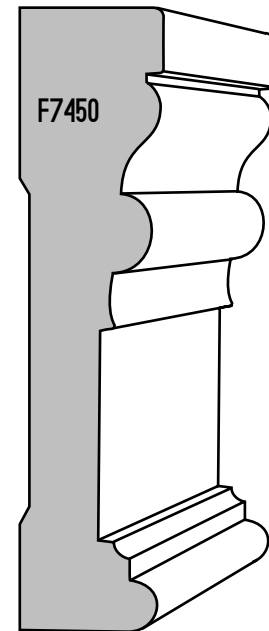
F7432



F7442

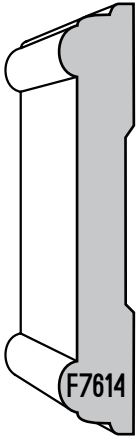
F7442 -
9/16" X 3 1/2"

F7450 -
3/4" X 3 1/4"

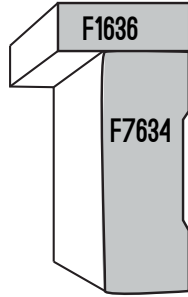


F7450

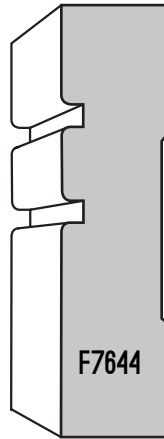
CHAIR RAILS



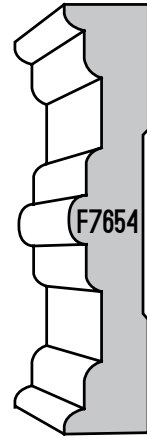
F7614 - 3/8" X 2 1/4"



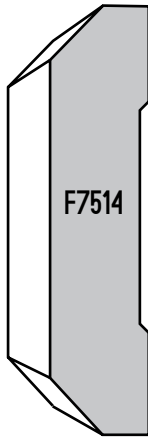
F7634 - 7/16" X 1 1/4"
F1636 CAP - 1/4" X 11/16"



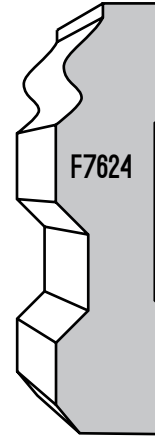
F7644 - 9/16" X 2 1/4"



F7654 - 7/16" X 2 1/4"

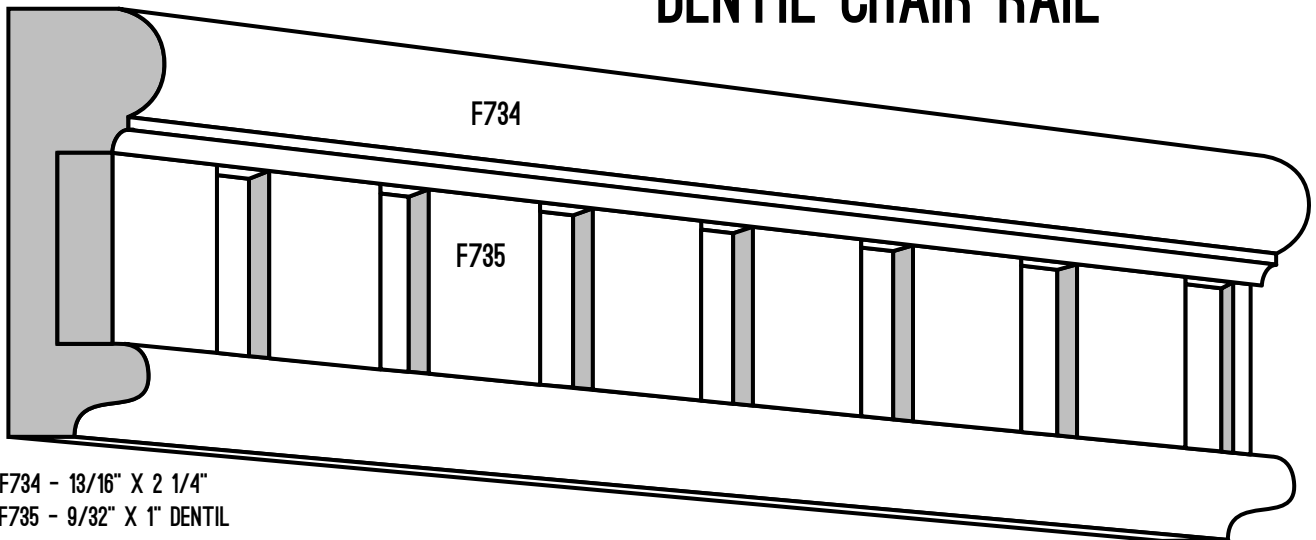


F7514 - 9/16" X 2 1/4"



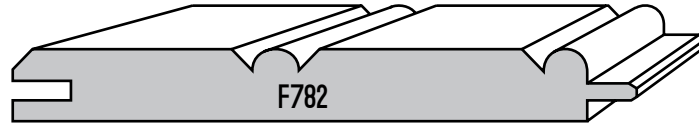
F7624 - 9/16" X 2 1/4"

DENTIL CHAIR RAIL

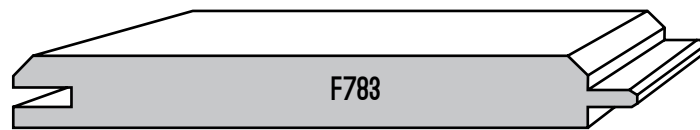


F734 - 13/16" X 2 1/4"
F735 - 9/32" X 1" DENTIL


TONGUE & GROOVE PANELING



F782 - 3/8" X 3 1/4"



F783 - 3/8" X 3 1/4"



F775A - 3/4" X 3 1/4"

F775B - 3/4" X 4 1/4"

F775C - 3/4" X 5 1/4"

PANELING COVERAGE

1 LFT.OF:= COVERAGE

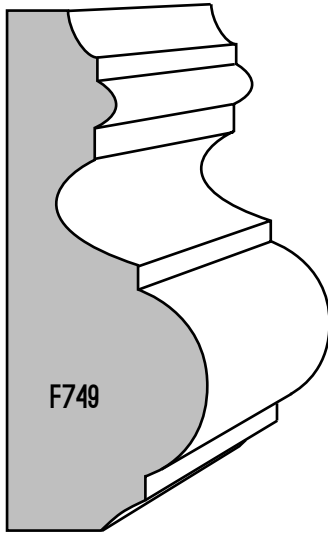
3 1/4" = .25 SQ.FT.

4 1/4" = .33 SQ.FT.

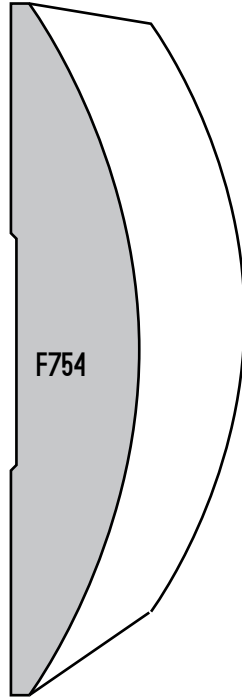
5 1/4" = .42 SQ.FT.

ADD FOR WASTE

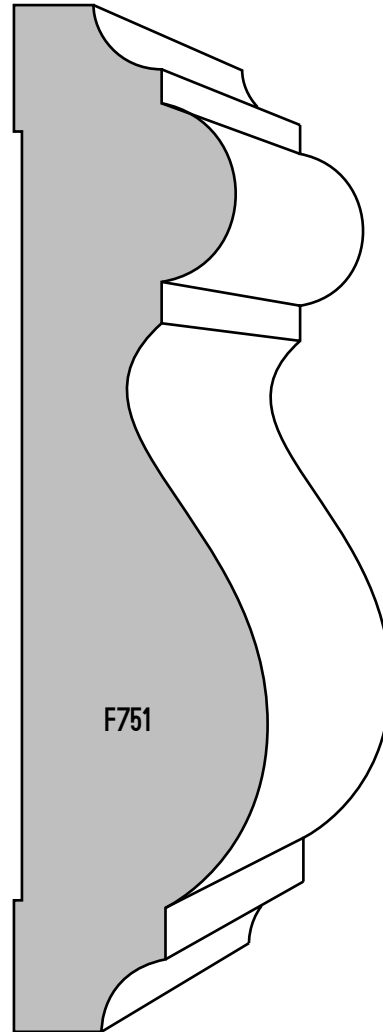
MANTEL MOULDINGS



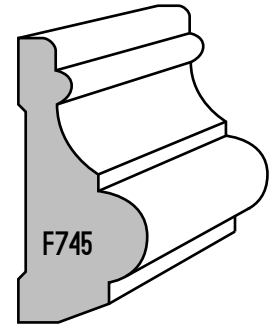
F749 - 1 1/16" X 2 3/4"



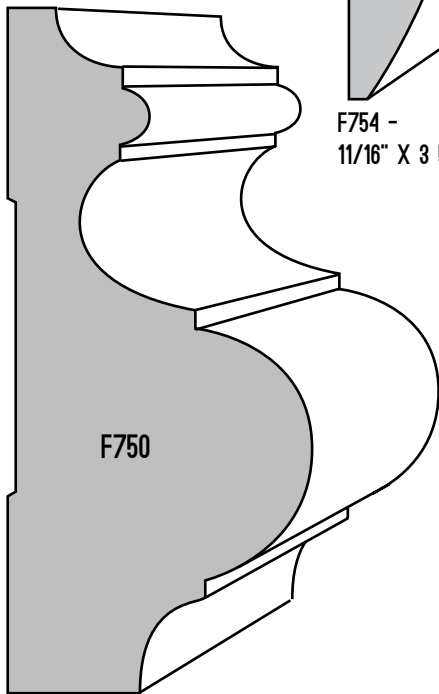
F754 -
11/16" X 3 5/8"



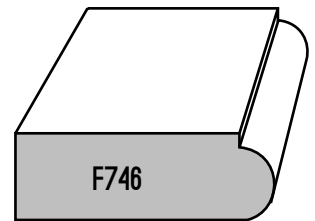
F751 - 1 5/16" X 5 3/8"



F745 - 11/16" X 1 1/2"

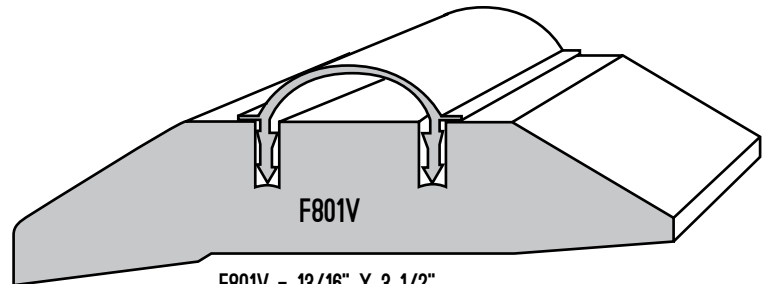


F750 - 1 5/8" X 3 5/8"

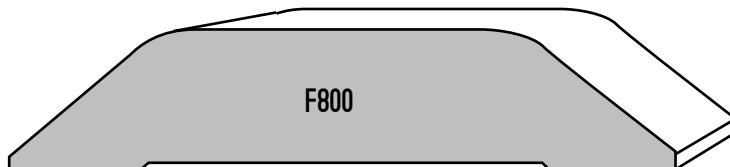


F746 - 7/16" X 1 3/8"

THRESHOLDS



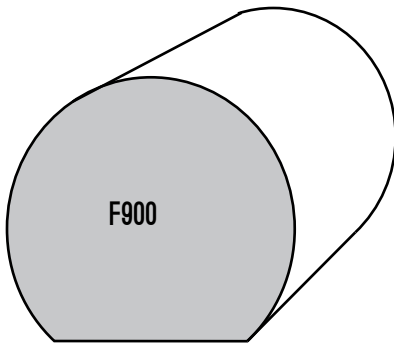
F801V - 13/16" X 3 1/2"



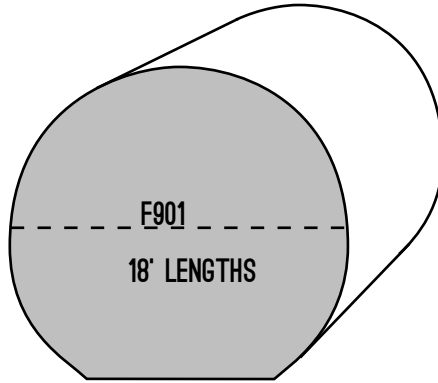
F800 - 3/4" X 3 1/2"

**** EXTERIOR DOOR SILLS ****
WE ALSO MAKE EXTERIOR SOLID WOOD DOOR SILLS.
PLEASE CONTACT US FOR MORE INFORMATION.

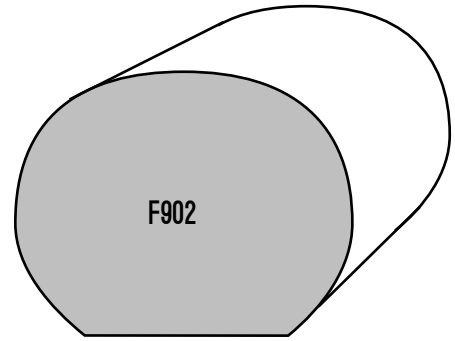
HANDRAILS



F900 - 1 3/8" X 1 1/2"



F901 - 1 5/8" X 1 3/4"
F901L (LAMINATED AND FINGERJOINTED)

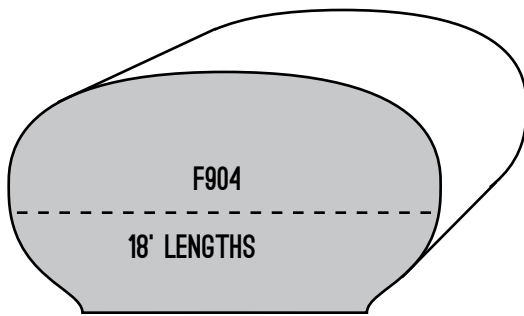


F902 - 1 3/8" X 1 3/4"

NOTE:

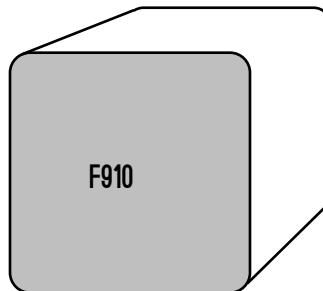
Laminated and fingerjointed handrails available in lengths up to 18' and have a minimum quantity.

Solid handrails available in up to 16' lengths, depending on species.

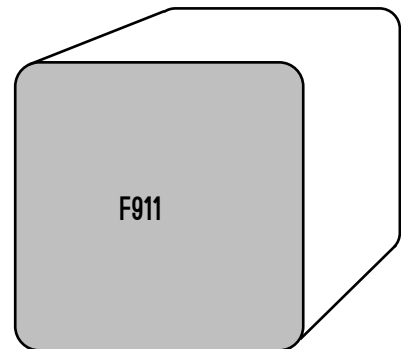


F904 - 1 1/4" X 2 1/4"
F904L (LAMINATED AND FINGERJOINTED)

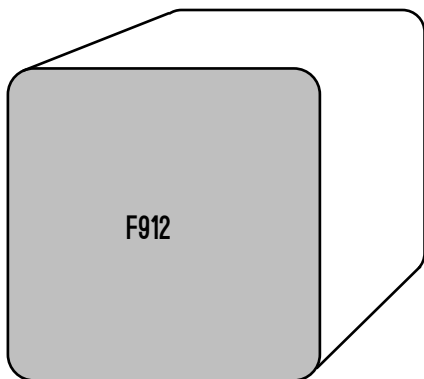
BALUSTERS



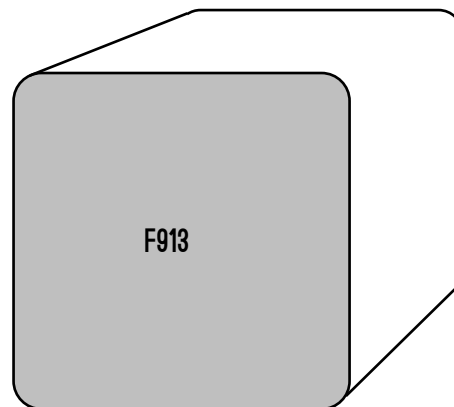
F910 - 1 1/4" X 1 1/4"



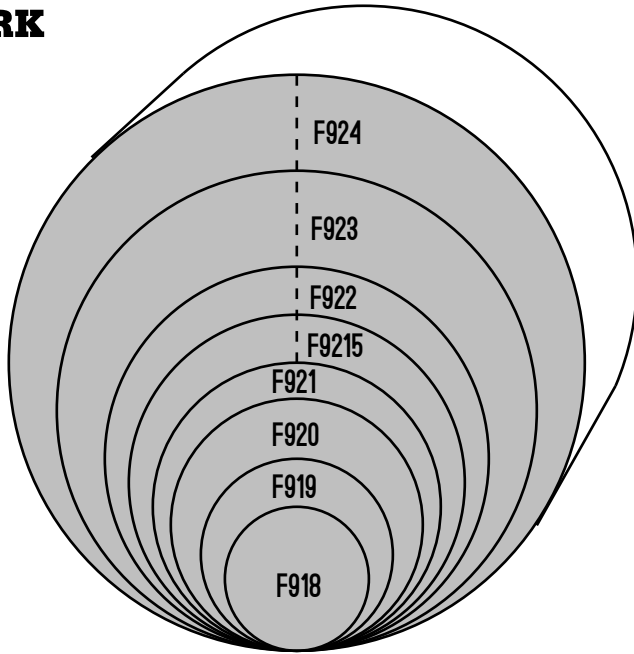
F911 - 1 1/2" X 1 1/2"



F912 - 1 5/8" X 1 5/8"



F913 - 1 3/4" X 1 3/4"



FULL ROUNDS

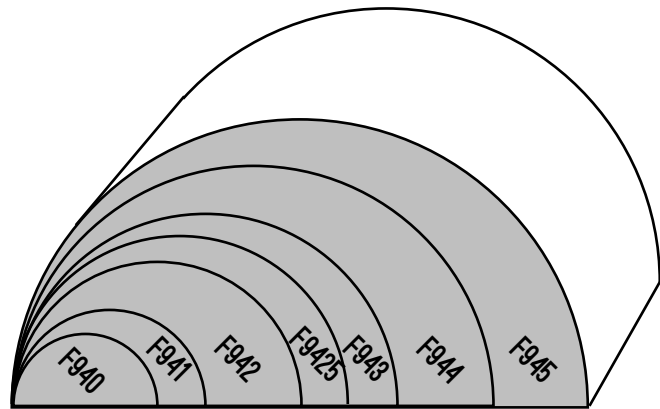
- F918 - 3/4"
- F919 - 1"
- F920 - 1 5/16"
- F921 - 1 1/2"
- F9215 - 1 3/4"
- F922 - 2"
- F923 - 2 1/2"
- F924 - 3"

NOTE:


Full Rounds and Half Rounds have a run minimum.

HALF ROUNDS

- F940 - 3/8" X 3/4"
- F941 - 1/2" X 1"
- F942 - 3/4" X 1 1/2"
- F9425 - 7/8" X 1 3/4"
- F943 - 1" X 2"
- F944 - 1 1/4" X 2 1/2"
- F945 - 1 1/2" X 3"




SAFETY RAILS



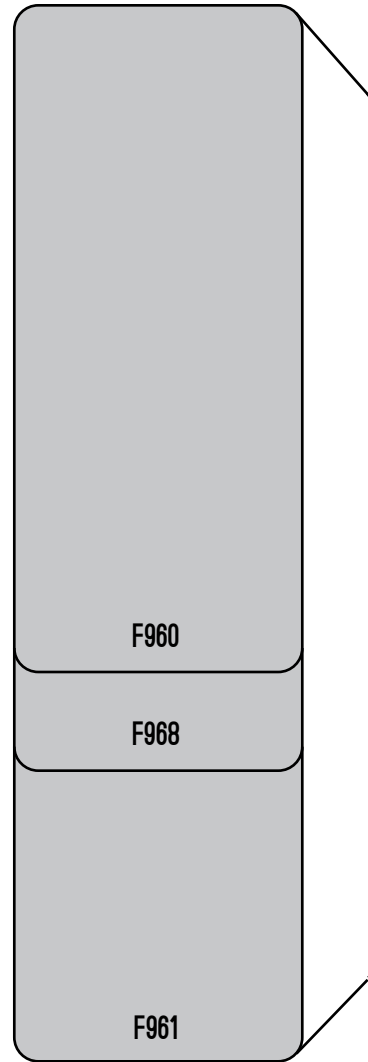
F966

F966 - 1 1/4" X 5 1/2"



F962

F962 - 1 1/4" X 5 1/2"



F960

F968

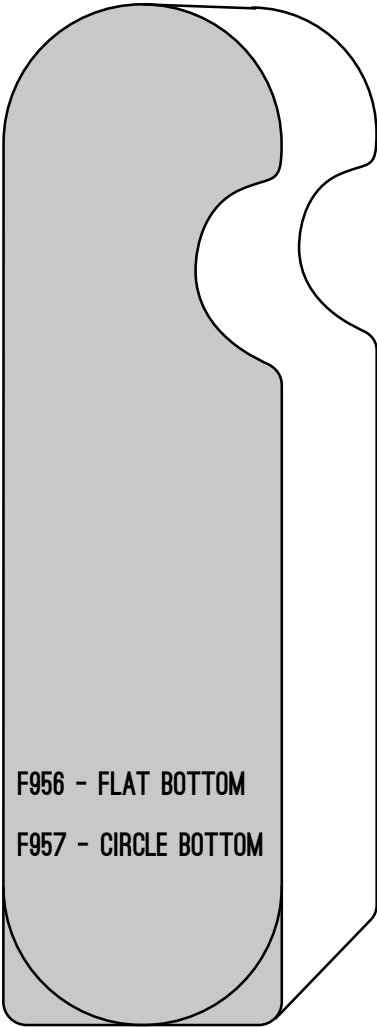
F961

F960 - 1 1/2" X 3 1/2" (SPECIAL ORDER)
F961 - 1 1/2" X 5 1/2" (SPECIAL ORDER)
F968 - 1 1/2" X 4" (SPECIAL ORDER)

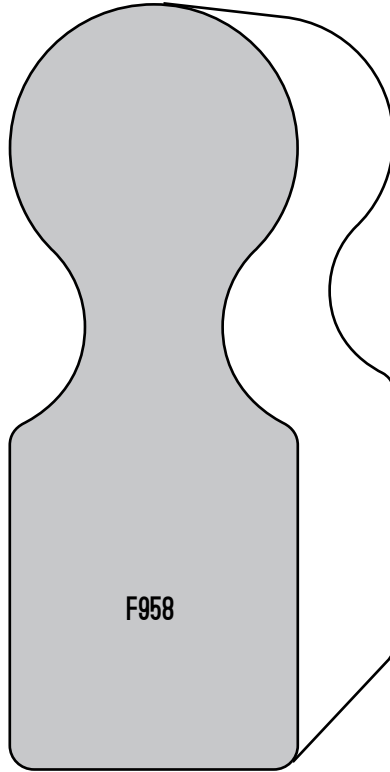
NOTE:

Special Order handrails have a minimum run quantity.

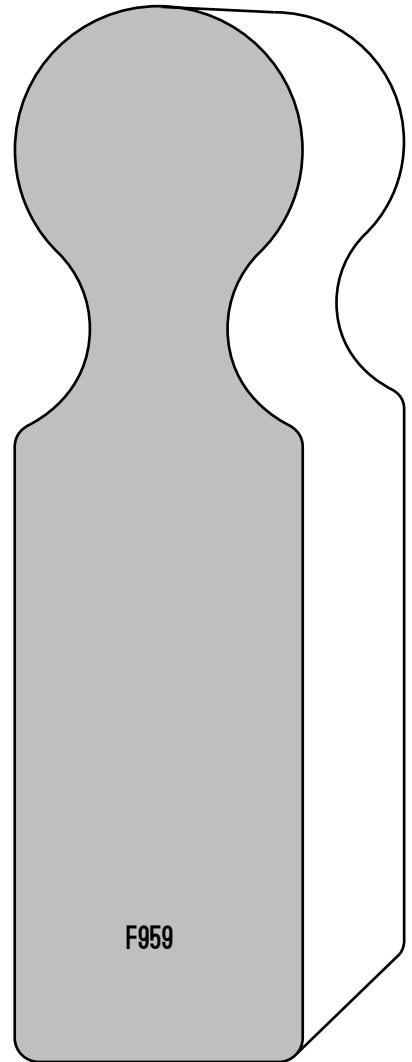
SAFETY RAILS



F956 - 1 1/2" X 5 1/2" (SPECIAL ORDER)
F957 - 1 1/2" X 5 1/2" (SPECIAL ORDER)



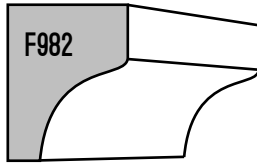
F958 - 1 1/2" X 4" (SPECIAL ORDER)



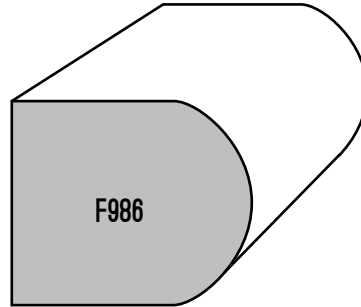
F959 - 1 1/2" X 5 1/2" (SPECIAL ORDER)

NOTE:
Special Order handrails have a minimum run quantity.

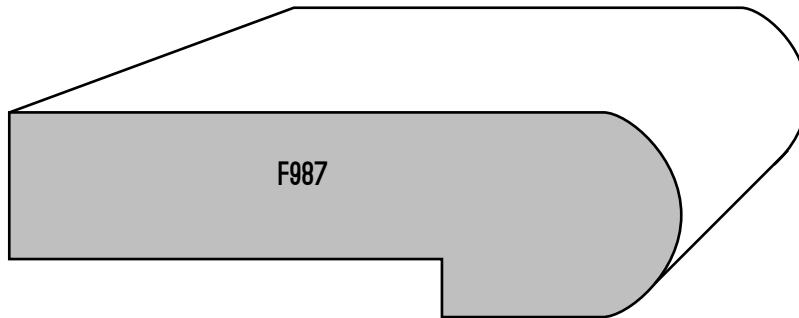
STAIR PARTS



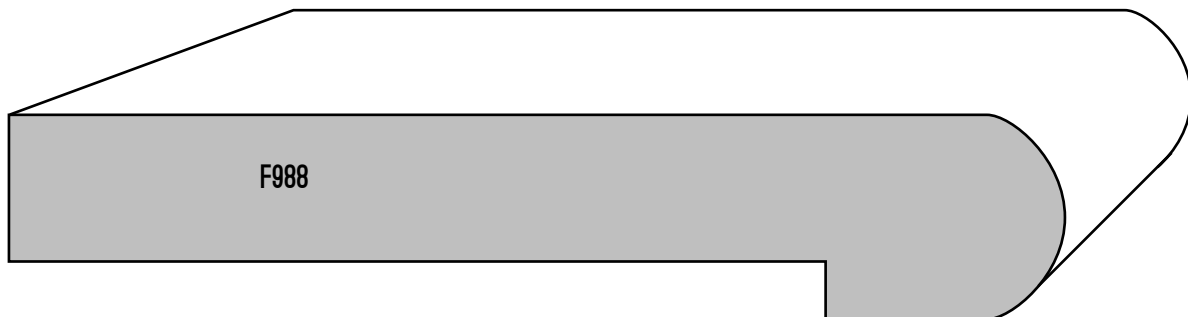
F982 - 5/8" X 13/16"



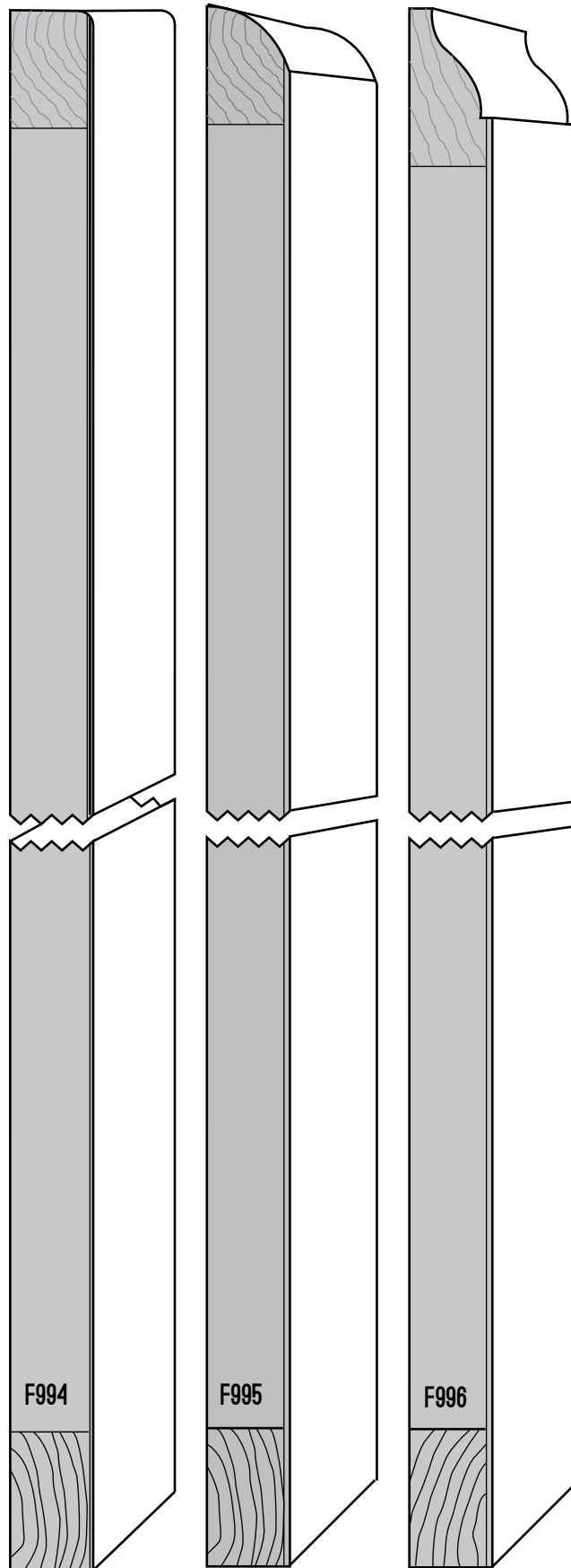
F986 - 1 1/16" X 1 1/4"



F987 - 1 1/16" X 3 1/2"



F988 - 1 1/16" X 5 1/2"



F994
7/16" X 9 1/4"
(SPECIAL ORDER)

F995
7/16" X 9 1/4"

F996
7/16" X 9 1/4"

**VENEERED
SKIRTBOARDS
(MDF CORE)**

AVAILABLE IN LENGTHS
UP TO 18 FEET.

MINIMUM QUANTITIES ON
SPECIAL ORDERS

Proudly Supplied By

**RIVER CITY
MILLWORK**