

Helping to Build your Business Since 1990



RIVER CITY MILLWORK

Interior Door List Price Catalog

Issued Date: 02.01.2023

WWW.RIVERCITYMILLWORK.COM

Phone: 815-965-9439

Toll-Free: 800-892-9297

Address: 200 Quaker Road

Rockford, IL 61104

E-mail: orders@rivercitymillwork.com

TABLE OF CONTENTS

04	Flush Series
05	Moulded Primed Panel
07	Heritage Primed Series
08	Recessed Panel Primed Series
09	West End Primed Collection
10	Moulded Primed Panel
11	Louver Doors
12	French Doors
13	Flat Panel Doors with Shaker Sticking
14	Raised Panel Doors with Ovolo Sticking
15	Raised & Plank Panel with Ovolo Sticking
16	Flat Panel Doors
17	Utility Doors with Frosted Glass
18	Barn Doors
19	6/8 Single Interior Door Options
20	7/0 Single Interior Door Options
21	8/0 Single Interior Door Options
22	Other Options

ABOUT

River City Millwork is a leading Midwest distributor of high-quality doors, windows, and millwork. Our extensive selection of doors can be customized to suit your specific requirements. Additionally, we carry a diverse line of door components, hardware, mouldings, millwork, columns stair parts and adhesives. Our partnerships with reputable manufacturers allow us to distribute quality products.

Since 1990, our philosophy has been to consistently provide quality products, competitive pricing and on time delivery. River City Millwork continues to make a conscious effort to help businesses carry out their projects. We are committed to providing our customers the highest level of customer service, professionalism, and sincere allegiance.

Our high level of craftsmanship and finishing standards combined with our ability to integrate a variety of innovative manufactured brands makes us a complete one-stop solution. River City Millwork is a division of America's lead distributor, [Rugby Architectural Building Products](#).

"We're here to make good things happen for other people."



HOW TO PRICE

Prices Shown Are Slab Only

Stock Prices Are Highlighted in Blue



How To Price a Single Prehung:

1. Select a Slab List Price
2. Select a Jamb List Price

Std Single prehung package includes:

- 4-9/16" matching door specie jamb, 1-1/4 col. stop
- Single bore and drive latch prep
- Satin Nickel hinges

How To Price a Double Prehung:

1. Select two Slab List Price
2. Select two a Jamb List Price

A Std Double prehung package includes:

- 4-9/16" matching door specie jamb, 1-1/4 col. stop
- US15 Satin Nickel hinges
- Ball Catch

For LIST PRICING not shown contact our Customer Care team for PRICE and AVAILABILITY

For Additional options see "OTHER OPTIONS" price page

Refer to our Door Configurator for additional products and pricing

[DOOR CONFIGURATOR](#)

We Are Proud To Distribute

FLUSH SERIES

From:



VIEW



BROCHURE

Prices Below Are Slab Only

Stock Prices Are Highlighted in Blue



BIRCH

THICKNESS	1-3/8 HOLLOW CORE BIRCH			HEIGHT
	6/8	7/0	8/0	
1/6	\$104			
1/8	\$150			
1/10	\$150			
2/0	\$116		\$172	
2/2	\$170			
2/4	\$131			
2/6	\$134			
2/8	\$140			
2/10	\$194			
3/0	\$149			

1-3/8 SOLID CORE BIRCH			
	6/8	7/0	8/0
1/6	\$162		
1/8	\$210		
1/10	\$210		
2/0	\$162		
2/2	\$229		
2/4	\$177		
2/6	\$192		
2/8	\$194		
2/10	\$273		
3/0	\$210	\$354	

1-3/4 SOLID CORE BIRCH			
	6/8	7/0	8/0
1/6	\$221		
1/8	\$221		
1/10	\$221		
2/0	\$221		
2/2	\$240		
2/4	\$240		
2/6	\$260		
2/8	\$263		
2/10	\$283		
3/0	\$218		



OAK

1-3/8 HOLLOW CORE OAK			
	6/8	7/0	8/0
1/6	\$113		
1/8	\$163		
1/10	\$163		
2/0	\$126		
2/2	\$185		
2/4	\$142		
2/6	\$146		
2/8	\$153		
2/10	\$212		
3/0	\$163		
3/6			

1-3/8 SOLID CORE OAK			
	6/8	7/0	8/0
1/6	\$176		
1/8	\$229		
1/10	\$229		
2/0	\$176		
2/2	\$250		
2/4	\$192		
2/6	\$209		
2/8	\$212		
2/10	\$297		
3/0	\$229	\$374	
3/6			

1-3/4 SOLID CORE OAK			
	6/8	7/0	8/0
1/6			
1/8			
1/10			
2/0			
2/2			
2/4			
2/6			
2/8			
2/10			
3/0			
3/6	\$307		



PRIMED HARDBOARD

1-3/8 HOLLOW CORE PRIMED HARDBOARD			
	6/8	7/0	8/0
1/6	\$86	\$145	\$166
1/8	\$120	\$145	\$145
1/10	\$120	\$153	\$175
2/0	\$93	\$153	\$175
2/2	\$95	\$156	\$193
2/4	\$95	\$156	\$193
2/6	\$105	\$159	\$193
2/8	\$105	\$168	\$199
2/10	\$112	\$176	\$212
3/0	\$112	\$176	\$212

1-3/8 SOLID CORE PRIMED HARDBOARD			
	6/8	7/0	8/0
1/6	\$180	\$208	\$240
1/8	\$186	\$278	\$312
1/10	\$241	\$278	\$312
2/0	\$186	\$214	\$246
2/2	\$194	\$288	\$320
2/4	\$194	\$288	\$246
2/6	\$194	\$222	\$246
2/8	\$199	\$226	\$254
2/10	\$210	\$238	\$269
3/0	\$210	\$238	\$269

1-3/4 SOLID CORE PRIMED HARDBOARD			
	6/8	7/0	8/0
1/6	\$238	\$274	\$248
1/8	\$246	\$282	\$323
1/10	\$246	\$282	\$323
2/0	\$246	\$282	\$248
2/2	\$255	\$292	\$330
2/4	\$255	\$292	\$254
2/6	\$255	\$292	\$254
2/8	\$261	\$297	\$263
2/10	\$276	\$312	\$360
3/0	\$276	\$312	\$277

1-3/8 X 6/8 HC BIFOLD (BOXED WITH TRACK & HARDWARE)					
BIRCH		OAK		PRIMED	
2/0	\$149	2/0	\$160	2/0	\$113
2/6	\$164	2/6	\$174	2/6	\$124
3/0	\$178	3/0	\$188	3/0	\$134

FJP ADDER FOR PRE-HUNG			
	6/8	7/0	8/0
Flat Jamb 4-9/16	\$104	\$129	\$140
Flat Jamb 4-13/16	\$104	\$131	\$142

We Are Proud To Distribute

MOULDED PRIMED PANEL

From:



VIEW



BROCHURE

Prices Below Are Slab Only

Stock Prices Are Highlighted in Blue



2-PANEL ROMAN SMOOTH ONLY

1-3/8 2-PANEL ROMAN SMOOTH HC			
	6/8	7/0	8/0
1/6	\$99	\$198	\$242
1/8	\$136	\$205	\$253
1/10	\$136	\$205	\$253
2/0	\$105	\$205	\$253
2/2	\$110	\$215	\$287
2/4	\$110	\$215	\$287
2/6	\$113	\$215	\$287
2/8	\$118	\$221	\$297
2/10	\$127	\$231	
3/0	\$127	\$231	\$318

1-3/8 2-PANEL ROMAN SMOOTH SC			
	6/8	7/0	8/0
1/6	\$176	\$305	\$359
1/8	\$183	\$312	\$359
1/10	\$238	\$312	\$359
2/0	\$201	\$312	\$359
2/2	\$201	\$318	\$399
2/4	\$201	\$318	\$399
2/6	\$205	\$318	\$399
2/8	\$217	\$337	\$406
2/10	\$227	\$344	\$422
3/0	\$227	\$344	\$422

1-3/4 2-PANEL ROMAN SMOOTH SC			
	6/8	7/0	8/0
1/6	\$232	\$357	\$372
1/8	\$243		\$372
1/10	\$243	\$364	\$372
2/0	\$243	\$363	\$372
2/2	\$265	\$371	\$413
2/4	\$265	\$371	\$413
2/6	\$270	\$371	\$413
2/8	\$282	\$390	\$420
2/10	\$299	\$396	\$435
3/0	\$299	\$393	\$435



2 PANEL SQUARE SMOOTH ONLY

1-3/8 2-PANEL SQUARE SMOOTH HC			
	6/8	7/0	8/0
1/6	\$99	\$198	\$242
1/8	\$136	\$205	\$253
1/10	\$105	\$205	\$253
2/0	\$105	\$205	\$253
2/2	\$110	\$215	\$287
2/4	\$110	\$215	\$287
2/6	\$113	\$215	\$287
2/8	\$118	\$221	\$297
2/10	\$127	\$231	\$318
3/0	\$217	\$231	\$318

1-3/8 2-PANEL SQUARE SMOOTH SC			
	6/8	7/0	8/0
1/6	\$176	\$235	\$276
1/8	\$183	\$312	\$359
1/10	\$183	\$312	\$359
2/0	\$183	\$240	\$276
2/2	\$201	\$318	\$399
2/4	\$201	\$245	\$307
2/6	\$205	\$245	\$307
2/8	\$214	\$259	\$312
2/10	\$227	\$344	\$325
3/0	\$227	\$264	\$325

1-3/4 2-PANEL SQUARE SMOOTH SC			
	6/8	7/0	8/0
1/6	\$232	\$357	\$372
1/8	\$243	\$364	\$372
1/10	\$243		\$372
2/0	\$243	\$363	\$372
2/2	\$265	\$371	\$413
2/4	\$265	\$371	\$413
2/6	\$270	\$371	\$413
2/8	\$282	\$390	\$420
2/10	\$299	\$396	\$435
3/0	\$299	\$396	\$435



2 PANEL ARCH TEXTURED ONLY

1-3/8 2-PANEL ARCH TEXTURED HC			
	6/8	7/0	8/0
1/6	\$128		
1/8	\$136		
1/10	\$136		
2/0	\$136		
2/2	\$143		
2/4	\$143		
2/6	\$143		
2/8	\$153		
2/10	\$165		
3/0	\$165		

1-3/8 2-PANEL ARCH TEXTURED SC			
	6/8	7/0	8/0
1/6	\$229		
1/8			
1/10			
2/0	\$238		
2/2			
2/4	\$262		
2/6	\$267		
2/8	\$278		
2/10	\$295		
3/0	\$295		

1-3/8 X 6/8 HC BIFOLD (BOXED WITH TRACK & HARDWARE)					
ROMAN		SQUARE		ARCH	
2/0	\$139	2/0	\$139	2/0	\$139
2/6	\$146	2/6	\$146	2/6	\$146
3/0	\$154	3/0	\$154	3/0	\$154

FJP ADDER FOR PRE-HUNG			
	6/8	7/0	8/0
Flat Jamb 4-9/16	\$104	\$129	\$140
Flat Jamb 4-13/16	\$104	\$131	\$142

We Are Proud To Distribute

MOULDED PRIMED PANEL

From:



Prices Below Are Slab Only
Stock Prices Are Highlighted in Blue



4-PANEL
SMOOTH ONLY

1-3/8 4-PANEL SMOOTH SC			
	6/8	7/0	8/0
1/6			
1/8			
1/10			
2/0	\$136	\$205	\$253
2/2	\$143	\$215	\$287
2/4	\$143	\$215	\$287
2/6	\$147	\$215	\$287
2/8	\$153	\$221	\$297
2/10	\$165	\$231	\$318
3/0	\$165	\$231	\$318

1-3/8 4-PANEL SMOOTH SC			
	6/8	7/0	8/0
1/6			
1/8			
1/10			
2/0	\$183		
2/2	\$262	\$318	
2/4	\$201		\$399
2/6	\$205		\$399
2/8	\$214		\$406
2/10	\$295		
3/0	\$227		\$422



6 PANEL
SMOOTH ONLY

1-3/8 6-PANEL SMOOTH HC			
	6/8	7/0	8/0
1/6	\$99	\$198	\$8/0
1/8	\$135	\$205	\$253
1/10	\$136	\$205	\$253
2/0	\$105	\$205	\$253
2/2	\$143	\$215	\$287
2/4	\$110	\$215	\$287
2/6	\$113	\$215	\$287
2/8	\$118	\$221	\$297
2/10	\$127	\$231	\$318
3/0	\$127	\$231	\$318

1-3/8 6-PANEL SMOOTH SC			
	6/8	7/0	8/0
1/6	\$176	\$305	\$359
1/8	\$183	\$312	\$359
1/10	\$183	\$312	\$359
2/0	\$183	\$312	\$359
2/2	\$201	\$318	\$399
2/4	\$201	\$318	\$399
2/6	\$205	\$318	\$399
2/8	\$214	\$337	\$406
2/10	\$227	\$344	\$422
3/0	\$227	\$344	\$422

1-3/4 6-PANEL SMOOTH SC			
	6/8	7/0	8/0
1/6	\$232	\$357	\$372
1/8	\$343	\$364	\$372
1/10	\$243	\$363	\$372
2/0	\$243	\$364	\$372
2/2	\$265	\$371	\$413
2/4	\$265	\$371	\$413
2/6	\$270	\$371	\$413
2/8	\$282	\$390	\$420
2/10	\$299	\$396	435
3/0	\$299	\$396	\$435

1-3/8 2-PANEL TEXTURED HC			
	6/8	7/0	8/0
1/6	\$99		
1/8	\$136		
1/10	\$136		
2/0	\$105		
2/2	\$110		
2/4	\$110		
2/6	\$113	\$215	
2/8	\$118	\$221	
2/10	\$165		
3/0	\$127		

1-3/8 6-PANEL TEXTURED HC			
	6/8	7/0	8/0
1/6	\$229		
1/8	\$238		
1/10	\$238		
2/0	\$238		
2/2	\$262		
2/4	\$262		
2/6	\$267		
2/8	\$278		
2/10			
3/0	\$295		

1-3/8 X 6/8 HC BIFOLD (BOXED WITH TRACK & HARDWARE)			
4-PANEL		6-PANEL SMOOTH	
2/0	\$139	2/0	\$139
2/6	\$146	2/6	\$146
3/0	\$154	3/0	\$154

FJP ADDER FOR PRE-HUNG			
	6/8	7/0	8/0
Flat Jamb 4-9/16	\$104	\$129	\$140
Flat Jamb 4-13/16	\$104	\$131	\$142

We Are Proud To Distribute

HERITAGE PRIMED SERIES

From:



VIEW



BROCHURE

Prices Below Are Slab Only

Stock Prices Are Highlighted in Blue



LINCOLN PARK

1-3/8 LINCOLN PARK SMOOTH HC			
	6/8	7/0	8/0
1/6	\$134	\$250	\$303
1/8	\$181	\$250	\$315
1/10	\$181	\$250	\$285
2/0	\$140	\$258	\$285
2/2	\$145	\$268	\$319
2/4	\$145	\$268	\$319
2/6	\$148	\$268	\$319
2/8	\$152	\$273	\$362
2/10	\$161	\$284	\$386
3/0	\$161	\$284	\$386

1-3/8 LINCOLN PARK SMOOTH SNS			
	6/8	7/0	8/0
1/6	\$203	\$357	\$411
1/8	\$274	\$363	\$411
1/10	\$274	\$363	\$411
2/0	\$211	\$363	\$411
2/2	\$228	\$370	\$452
2/4	\$228	\$370	\$452
2/6	\$232	\$370	\$452
2/8	\$240	\$389	\$460
2/10	\$253	\$396	\$476
3/0	\$253	\$396	\$476

1-3/4 LINCOLN PARK SMOOTH SNS			
	6/8	7/0	8/0
1/6	\$268	\$410	\$418
1/8	\$278		\$418
1/10	\$278	\$417	\$418
2/0	\$278	\$417	\$418
2/2	\$301	\$423	\$418
2/4	\$301	\$423	\$459
2/6	\$305	\$423	\$459
2/8	\$316	\$443	\$466
2/10	\$333	\$449	\$482
3/0	\$333	\$449	\$482



LOGAN

1-3/8 LOGAN SMOOTH HC			
	6/8	7/0	8/0
1/6	\$137	\$225	\$293
1/8	\$185	\$263	\$304
1/10	\$185	\$263	\$304
2/0	\$143	\$263	\$304
2/2	\$148	\$273	\$339
2/4	\$148	\$273	\$339
2/6	\$151	\$273	\$339
2/8	\$156	\$278	\$350
2/10	\$164	\$290	\$372
3/0	\$164	\$290	\$372

1-3/8 LOGAN SMOOTH SNS			
	6/8	7/0	8/0
1/6	\$207	\$364	\$323
1/8	\$280	\$371	\$420
1/10	\$280	\$371	\$420
2/0	\$215	\$371	\$323
2/2	\$233	\$377	\$461
2/4	\$233	\$377	\$355
2/6	\$237	\$377	\$355
2/8	\$246	\$397	\$361
2/10	\$258	\$403	\$486
3/0	\$258	\$403	\$374

1-3/4 LOGAN SMOOTH SNS			
	6/8	7/0	8/0
1/6	\$273	\$418	\$426
1/8	\$284	\$425	\$426
1/10	\$284		\$426
2/0	\$284	\$425	\$426
2/2	\$306	\$432	\$468
2/4	\$306	432	\$468
2/6	\$311	\$432	\$468
2/8	\$323	\$452	\$475
2/10	\$339	\$458	\$475
3/0	\$339	\$458	\$492



WINSLOW

1-3/8 WINSLOW SMOOTH HC			
	6/8	7/0	8/0
1/6	\$314	\$250	
1/8	\$181	\$258	
1/10	\$181	\$258	
2/0	\$140	\$258	
2/2	\$188	\$268	
2/4	\$145	\$268	
2/6	\$148	\$268	
2/8	\$152	\$273	
2/10	\$161	\$284	
3/0	\$161	\$284	

1-3/8 WINSLOW SMOOTH SNS			
	6/8	7/0	8/0
1/6	\$192	\$357	
1/8	\$258	\$363	
1/10	\$258	\$363	
2/0	\$199	\$363	
2/2	\$280	\$370	
2/4	\$215	\$370	
2/6	\$219	\$370	
2/8	\$227	\$389	
2/10	\$239	\$396	
3/0	\$239	\$396	

1-3/4 WINSLOW SMOOTH SNS			
	6/8	7/0	8/0
1/6	\$253	\$410	
1/8	\$263		
1/10	\$263	\$417	
2/0	\$263	\$417	
2/2	\$284	\$423	
2/4	\$284	\$423	
2/6	\$287	\$423	
2/8	\$298	\$443	
2/10	\$314	\$449	
3/0	\$314	\$449	

1-3/8 X 6/8 HC BIFOLD (BOXED WITH TRACK & HARDWARE)					
LINCOLN		LOGAN		WINSLOW	
2/0	\$173	2/0	\$177	2/0	\$173
2/6	\$179	2/6	\$183	2/6	\$179
3/0	\$187	3/0	\$191	3/0	\$187

FJP ADDER FOR PRE-HUNG			
	6/8	7/0	8/0
Flat Jamb 4-9/16	\$104	\$129	\$140
Flat Jamb 4-13/16	\$104	\$131	\$142

We Are Proud To Distribute

RECESSED PANEL PRIMED SERIES

From:



Prices Below Are Slab Only
Stock Prices Are Highlighted in Blue



LIVINGSTON

1-3/8 LIVINGSTON SMOOTH HC			
	6/8	7/0	8/0
1/6	\$134		
1/8			
1/10			
2/0	\$143		
2/2			
2/4	\$148		
2/6	\$151		
2/8	\$156		
2/10	\$164		
3/0	\$164		

1-3/8 LINCOLN PARK SMOOTH SNS			
	6/8	7/0	8/0
1/6	\$207	\$364	\$420
1/8			
1/10			
2/0	\$215	\$371	\$420
2/2			
2/4	\$233	\$377	\$461
2/6	\$237	\$377	\$461
2/8	\$246	\$397	\$469
2/10	\$258		
3/0	\$258	\$403	\$486

1-3/4 LINCOLN PARK SMOOTH SNS			
	6/8	7/0	8/0
1/6		\$418	\$426
1/8			
1/10			
2/0		\$425	\$426
2/2			
2/4		\$432	\$468
2/6		\$432	\$468
2/8		\$452	\$475
2/10			
3/0		\$458	\$492


1-3/8 X 6/8 HC BIFOLD (BOXED WITH TRACK & HARDWARE)	
LIVINGSTON	
2/0	\$177
2/6	\$183
3/0	\$191

FJP ADDER FOR PRE-HUNG			
	6/8	7/0	8/0
Flat Jamb 4-9/16	\$104	\$129	\$140
Flat Jamb 4-13/16	\$104	\$131	\$142

We Are Proud To Distribute

WEST END PRIMED COLLECTION

From:



Prices Below Are Slab Only
Stock Prices Are Highlighted in Blue




BERKLEY

1-3/8 BERKLEY SMOOTH HC		
	6/8	7/0
1/6	\$162	\$224
1/8	\$170	\$232
1/10	\$170	\$232
2/0	\$170	\$232
2/2	\$178	\$243
2/4	\$178	\$243
2/6	\$183	\$243
2/8	\$189	\$248
2/10	\$202	\$259
3/0	\$202	\$259

1-3/8 BERKLEY SMOOTH SC		
	6/8	7/0
1/6	\$188	\$342
1/8	\$253	\$349
1/10	\$253	\$349
2/0	\$196	\$349
2/2	\$215	\$356
2/4	\$215	\$356
2/6	\$219	\$356
2/8	\$228	\$377
2/10	\$242	\$383
3/0	\$242	\$383

1-3/4 BERKLEY SMOOTH SC		
	6/8	7/0
1/6	\$247	\$399
1/8	\$258	\$407
1/10	\$258	\$407
2/0	\$258	\$407
2/2	\$281	\$413
2/4	\$281	\$413
2/6	\$286	\$413
2/8	\$299	\$434
2/10	\$316	\$441
3/0	\$316	\$441



MELROSE

1-3/8 MELROSE SMOOTH HC		
	6/8	7/0
1/6	\$156	\$218
1/8	\$165	\$226
1/10	\$165	\$226
2/0	\$165	\$226
2/2	\$172	\$237
2/4	\$172	\$237
2/6	\$177	\$237
2/8	\$183	\$242
2/10	\$196	\$253
3/0	\$296	\$253

1-3/8 MELROSE SMOOTH SC		
	6/8	7/0
1/6	\$182	\$336
1/8	\$248	\$343
1/10	\$248	\$343
2/0	\$191	\$343
2/2	\$272	\$350
2/4	\$209	\$350
2/6	\$213	\$350
2/8	\$222	\$371
2/10	\$307	\$378
3/0	\$236	\$378

1-3/4 MELROSE SMOOTH SC		
	6/8	7/0
1/6	\$241	\$393
1/8	\$252	\$401
1/10	\$252	\$401
2/0	\$252	\$401
2/2	\$275	\$408
2/4	\$275	\$408
2/6	\$281	\$408
2/8	\$393	\$429
2/10	\$310	\$435
3/0	\$310	\$435

1-3/8 X 6/8 HC BIFOLD (BOXED WITH TRACK & HARDWARE)			
BERKLEY		MELROSE	
2/0	\$180	2/0	N/A
2/6	\$188	2/6	N/A
3/0	\$197	3/0	N/A

FJP ADDER FOR PRE-HUNG			
	6/8	7/0	8/0
Flat Jamb 4-9/16	\$104	\$129	\$140
Flat Jamb 4-13/16	\$104	\$131	\$142

We Are Proud To Distribute

MOULDED PRIMED PANEL

From:



VIEW



BROCHURE

Prices Below Are Slab Only

Stock Prices Are Highlighted in Blue



CHEYENNE

1-3/8 CHEYENNE SMOOTH HC			
	6/8	7/0	8/0
1/6	\$99		\$242
1/8	\$136		\$253
1/10	\$136		\$253
2/0	\$105		\$253
2/2	\$143		\$287
2/4	\$110		\$287
2/6	\$113		\$287
2/8	\$118		\$297
2/10	\$165		\$318
3/0	\$127		\$318

1-3/8 CHEYENNE SMOOTH SC			
	6/8	7/0	8/0
1/6	\$176		\$359
1/8	\$238		\$359
1/10	\$238		\$359
2/0	\$183		\$359
2/2	\$262		\$399
2/4	\$201		\$399
2/6	\$205		\$399
2/8	\$214		\$406
2/10	\$295		\$422
3/0	\$227		\$422



RIVERSIDE

1-3/8 RIVERSIDE SMOOTH HC			
	6/8	7/0	8/0
1/6	\$128	\$198	\$242
1/8	\$136	\$205	\$253
1/10	\$136	\$205	\$253
2/0	\$136	\$205	\$253
2/2	\$143	\$215	\$287
2/4	\$143	\$215	\$287
2/6	\$153	\$221	\$297
2/8	\$153	\$221	\$297
2/10	\$165	\$231	\$318
3/0	\$165	\$231	\$318

1-3/8 RIVERSIDE SMOOTH SC			
	6/8	7/0	8/0
1/6	\$176	\$305	\$359
1/8	\$238	\$312	\$359
1/10	\$238	\$312	\$359
2/0	\$183	\$312	\$359
2/2	\$262	\$318	\$399
2/4	\$201	\$318	\$399
2/6	\$205	\$318	\$399
2/8	\$214	\$337	\$406
2/10	\$295	\$344	\$422
3/0	\$227	\$344	\$422

1-3/4 RIVERSIDE SMOOTH SC			
	6/8	7/0	8/0
1/6	\$232	\$357	\$372
1/8	\$243	\$364	\$372
1/10	\$243	\$363	\$372
2/0	\$243	\$364	\$372
2/2	\$265	\$371	\$413
2/4	\$265	\$371	\$413
2/6	\$270	\$271	\$413
2/8	\$282	\$390	\$420
2/10	\$299	\$396	\$435
3/0	\$299	\$396	\$435

8/0 IS A 6-PANEL

1-3/8 X 6/8 HC BIFOLD (BOXED WITH TRACK & HARDWARE)			
CHEYENNE		RIVERSIDE	
2/0	\$139	2/0	\$181
2/6	\$146	2/6	\$190
3/0	\$154	3/0	\$200

FJP ADDER FOR PRE-HUNG			
	6/8	7/0	8/0
Flat Jamb 4-9/16	\$104	\$129	\$140
Flat Jamb 4-13/16	\$104	\$131	\$142

LOUVER DOORS

Prices Below Are Slab Only
Stock Prices Are Highlighted in Blue



730

1-3/8 PRIMED 730 LVR/LVR			
	6/8	7/0	8/0
1/6	\$168	\$247	
1/8	\$253		
1/10	\$253		
2/0	\$214	\$318	
2/2	\$312		
2/4	\$248	\$371	
2/6	\$248	\$371	
2/8	\$260		
2/10	\$271		
3/0	\$271		

1-3/8 RADIATA PINE 730 LVR/LVR			
	6/8	7/0	8/0
1/6	\$235		
1/8	\$285		
1/10	\$285		
2/0	\$302		
2/2	\$352		
2/4	\$352		
2/6	\$352		
2/8	\$369		
2/10	\$386		
3/0	\$386		

1-3/8 OAK 730 LVR/LVR			
	6/8	7/0	8/0
1/6	\$458		
1/8	\$632		
1/10	\$632		
2/0	\$632		
2/2	\$736		
2/4	\$736		
2/6	\$736		
2/8	\$771		
2/10	\$805		
3/0	\$805		



732

1-3/8 PRIMED 732 LVR/PNL			
	6/8	7/0	8/0
1/6	\$230		
1/8	\$279		
1/10	\$279		
2/0	\$296		
2/2	\$345		
2/4	\$345		
2/6	\$345		
2/8	\$361		
2/10	\$377		
3/0	\$377		

1-3/8 RADIATA PINE 732 LVR/PNL			
	6/8	7/0	8/0
1/6	\$259		
1/8	\$315		
1/10	\$315		
2/0	\$333		
2/2	\$389		
2/4	\$389		
2/6	\$389		
2/8	\$408		
2/10	\$426		
3/0	\$426		

1-3/4 OAK 732 LVR/PNL			
	6/8	7/0	8/0
1/6	\$504		
1/8	\$696		
1/10	\$696		
2/0	\$696		
2/2	\$812		
2/4	\$812		
2/6	\$812		
2/8	\$851		
2/10	\$889		
3/0	\$889		

Closet Louvers go down on the hinge

Room Louvers go down on the stop side

1-1/8 X 6/8 BIFOLD (BOXED WITH TRACK & HARDWARE)							
730			732				
	PRIMED	RAD PINE	OAK		PRIMED	RAD PINE	OAK
2/0	\$183	\$219	\$898	2/0	\$231	\$244	\$975
2/6	\$198	\$238	\$993	2/6	\$251	\$265	\$1,079
3/0	\$214	\$257	\$1,137	3/0	\$271	\$286	\$1,235

FJP ADDER FOR PRE-HUNG			
	6/8	7/0	8/0
Flat Jamb 4-9/16	\$104	\$129	\$140
Flat Jamb 4-13/16	\$104	\$131	\$142

FRENCH DOORS

Prices Below Are Slab Only
Stock Prices Are Highlighted in Blue



620 CLEAR
1-LITE

1-3/8 X 6/8			
	PRIMED	RAD PINE	OAK
1/6	\$241	\$319	\$538
1/8	\$268	\$319	\$538
1/10	\$268	\$319	\$538
2/0	\$190	\$319	\$538
2/2	\$330	\$394	\$564
2/4	\$233	\$394	\$564
2/6	\$233	\$394	\$564
2/8	\$237	\$402	\$575
2/10	\$343	\$409	\$575
3/0	\$241	\$409	\$575


1-3/8 X 8/0 4620 SHAKER CLEAR 1 LITE	
	PRIMED
1/6	
1/8	
1/10	
2/0	\$190
2/2	
2/4	\$233
2/6	\$233
2/8	\$237
2/10	
3/0	\$241



620 FROSTED
1-LITE

1-3/8 X 6/8	
	PRIMED FROSTED
1/6	\$345
1/8	\$362
1/10	\$379
2/0	\$349
2/2	\$476
2/4	\$433
2/6	\$448
2/8	\$468
2/10	\$557
3/0	\$504

1-3/8 X 6/8	
	PINE FROSTED
1/6	\$411
1/8	\$431
1/10	\$450
2/0	\$470
2/2	\$564
2/4	\$584
2/6	\$603
2/8	\$630
2/10	\$657
3/0	\$677



627
15-LITE

1-3/8 X 6/8			
	PRIMED	PINE	OAK
1/6	\$292	\$336	\$358
1/8	\$304	\$350	\$543
1/10	\$304	\$350	\$543
2/0	\$207	\$294	\$383
2/2	\$312		\$583
2/4	\$242	\$343	\$410
2/6	\$240	\$343	\$410
2/8	\$244	\$349	\$416
2/10	\$323	\$426	\$591
3/0	\$249	\$356	\$416

630 5-LITE
630 5-LITE
630 5-LITE
625 10-LITE
625 10-LITE
627 15-LITE
627 15-LITE
627 15-LITE
627 15-LITE
627 15-LITE

1-3/8 X 6/8		
	POPLAR	MAPLE
1/6	\$363	\$418
1/8		
1/10		
2/0	\$389	\$450
2/2		
2/4	\$417	\$482
2/6	\$417	\$482
2/8		\$489
2/10		
3/0	\$423	\$489

1-3/8 X 6/8	
	BEVELED PRIMED
1/6	\$493
1/8	
1/10	
2/0	
2/2	
2/4	\$799
2/6	\$807
2/8	\$820
2/10	
3/0	\$841

630 5-LITE

627 15-LITE
627 15-LITE
627 15-LITE

627 15-LITE

1-3/4 X 8/0	
	PRIMED
1/6	
1/8	
1/10	
2/0	
2/2	
2/4	\$400
2/6	\$400
2/8	\$408
2/10	
3/0	\$415

628 18-LITE
628 18-LITE
628 18-LITE

628 18-LITE

FJP ADDER FOR PRE-HUNG			
	6/8	7/0	8/0
Flat Jamb 4-9/16	\$104	\$129	\$140
Flat Jamb 4-13/16	\$104	\$131	\$142

FLAT PANEL DOORS WITH SHAKER STICKING

Prices Below Are Slab Only
Stock Prices Are Highlighted in Blue



4020 FLAT 1-PANEL

1-3/8 X 6/8		
	PRIMED	OAK
1/6	\$189	\$582
1/8	\$276	\$635
1/10	\$276	\$635
2/0	\$198	\$635
2/2	\$322	\$708
2/4	\$216	\$708
2/6	\$220	\$708
2/8	\$220	\$740
2/10	\$369	\$760
3/0	\$233	\$760

1-3/8 X 6/8	
	POPLAR
1/6	\$355
1/8	
1/10	
2/0	\$364
2/2	
2/4	\$340
2/6	\$340
2/8	\$355
2/10	
3/0	\$364

1-3/8 X 7/0	
	PRIMED
1/6	\$299
1/8	
1/10	
2/0	\$336
2/2	
2/4	\$391
2/6	\$391
2/8	\$429
2/10	
3/0	\$447

1-3/4 X 8/0	
	PRIMED
1/6	\$291
1/8	
1/10	
2/0	\$327
2/2	
2/4	\$382
2/6	\$382
2/8	\$382
2/10	\$411
3/0	\$411



4102 FLAT 2-PANEL

1-3/8 X 6/8		
	PRIMED	OAK
1/6	\$201	\$328
1/8	\$278	\$328
1/10	\$278	\$328
2/0	\$208	\$333
2/2	\$324	\$333
2/4	\$230	\$333
2/6	\$230	\$333
2/8	\$230	\$348
2/10	\$371	\$357
3/0	\$243	\$357

1-3/8 X 6/8		
	POPLAR	MAPLE
1/6	\$307	\$381
1/8		
1/10		
2/0	\$340	\$423
2/2		
2/4	\$340	\$423
2/6	\$340	\$423
2/8	\$355	\$441
2/10		
3/0	\$364	\$453

1-3/8 X 7/0	
	PRIMED
1/6	\$322
1/8	
1/10	
2/0	\$350
2/2	
2/4	\$408
2/6	\$408
2/8	\$408
2/10	
3/0	\$467

1-3/4 X 8/0	
	PRIMED
1/6	\$517
1/8	
1/10	
2/0	\$344
2/2	
2/4	\$401
2/6	\$401
2/8	\$401
2/10	\$415
3/0	\$430



4103T FLAT 3-PANEL

1-3/8 X 6/8		
	PRIMED	OAK
1/6	\$207	\$302
1/8	\$298	\$328
1/10	\$298	\$328
2/0	\$236	\$333
2/2	\$348	\$333
2/4	\$255	\$333
2/6	\$255	\$333
2/8	\$255	\$348
2/10	\$399	\$357
3/0	\$269	\$357

1-3/8 X 6/8			
	KNOTTY ALDER	OAK	MAPLE
1/6	\$325	\$307	\$381
1/8			
1/10			
2/0	\$408	\$340	\$423
2/2			
2/4	\$434	\$340	\$423
2/6	\$434	\$340	\$423
2/8	\$461	\$355	\$441
2/10		\$364	
3/0	\$487	\$364	\$453

1-3/8 X 6/8 BIFOLD (BOXED WITH TRACK & HARDWARE)								
	4102			4103T				
	OAK	POPLAR	MAPLE		OAK	K ALD	POPLAR	MAPLE
2/0	\$394	\$422	\$502	2/0	\$394	\$550	\$422	\$502
2/6	\$423	\$454	\$540	2/6	\$423	\$584	\$454	\$540
3/0	\$452	\$485	\$577	3/0	\$452	\$637	\$485	\$577

FJP ADDER FOR PRE-HUNG			
	6/8	7/0	8/0
Flat Jamb 4-9/16	\$104	\$129	\$140
Flat Jamb 4-13/16	\$104	\$131	\$142

RAISED PANEL DOORS WITH OVOLO STICKING

Prices Below Are Slab Only
Stock Prices Are Highlighted in Blue



102 RAISED 2-PANEL

1-3/8 X 6/8		
	RAD PINE	OAK
1/6	\$317	\$582
2/0	\$439	\$733
2/2	\$485	\$733
2/4	\$785	\$733
2/6	\$485	\$733
2/8	\$523	\$766
2/10	\$556	\$787
3/0	\$556	\$787

1-3/8 X 6/8		
	KNOTTY ALDER	POPLAR
1/6	\$375	\$301
2/0	\$375	\$354
2/2		
2/4	\$401	\$354
2/6	\$401	\$354
2/8	\$401	\$370
2/10		
3/0	\$427	\$379



106 RAISED 4-PANEL

1-3/8 X 6/8		
	RAD PINE	OAK
1/6	\$189	\$302
2/0	\$220	\$333
2/2	\$401	\$333
2/4	\$238	\$333
2/6	\$238	\$333
2/8	\$264	\$333
2/10	\$459	\$357
3/0	\$281	\$357

2-PANEL

1-3/8 X 6/8		
	POPLAR	MAPLE
1/6	\$301	\$381
2/0	\$332	\$423
2/2		
2/4	\$332	\$423
2/6	\$332	\$423
2/8	\$347	\$441
2/10		
3/0	\$356	\$453

2-PANEL



108 RAISED 6-PANEL

1-3/8 X 6/8		
	RAD PINE	OAK
1/10	\$183	\$302
2/0	\$208	\$333
2/2	\$227	\$333
2/4	\$227	\$333
2/6	\$232	\$333
2/8	\$250	\$348
2/10	\$364	\$357
3/0	\$264	\$357

3-PANEL

1-3/8 X 6/8			
	KNOTTY ALDER	POPLAR	MAPLE
1/6	\$401	\$301	\$381
2/0	\$401	\$332	\$423
2/2			
2/4	\$428	\$332	\$423
2/6	\$428	\$332	\$423
2/8	\$454	\$347	\$441
2/10			
3/0	\$454	\$356	\$453

3-PANEL

1-3/8 X 6/8 BIFOLD (BOXED WITH TRACK & HARDWARE)											
102			106			108					
	K ALD		OAK	POPLAR	MAPLE		RAD PINE	OAK	K ALD	POPLAR	MAPLE
2/0	\$394	2/0	\$394	\$393	\$502	2/0	\$317	\$394	\$567	\$393	\$502
2/6	\$423	2/6	\$423	\$422	\$540	2/6	\$362	\$423	\$594	\$422	\$540
3/0	\$452	3/0	\$452	\$451	\$577	3/0	\$418	\$452	\$650	\$451	\$577

FJP ADDER FOR PRE-HUNG			
	6/8	7/0	8/0
Flat Jamb 4-9/16	\$104	\$129	\$140
Flat Jamb 4-13/16	\$104	\$131	\$142

RAISED & PLANK PANEL WITH OVOLO STICKING

Prices Below Are Slab Only
Stock Prices Are Highlighted in Blue



802 RAISED 2-PANEL

1-3/8 X 6/8	
	OAK
1/6	\$327
1/8	\$356
1/10	\$356
2/0	\$362
2/2	\$362
2/4	\$362
2/6	\$362
2/8	\$378
2/10	\$388
3/0	\$388

1-3/8 X 6/8		
	K ALD	POPLAR
1/6	\$406	\$316
1/8		
1/10		
2/0	\$406	\$349
2/2		
2/4	\$434	\$349
2/6	\$434	\$349
2/8	\$462	\$365
2/10		
3/0	\$462	\$374

1-3/8 X 6/8 HC BIFOLD (BOXED WITH TRACK & HARDWARE)			
	OAK	K ALD	POPLAR
2/0	\$429	\$595	\$413
2/6	\$461	\$633	\$444
3/0	\$493	\$393	\$475



802 RAISED 2-PANEL

1-3/8 X 6/8	
	KNOTTY ALDER
1/6	\$425
1/8	
1/10	
2/0	\$425
2/2	
2/4	\$454
2/6	\$454
2/8	\$483
2/10	
3/0	\$483

1-3/8 X 6/8 HC BIFOLD (BOXED WITH TRACK & HARDWARE)			
	OAK	K ALD	POPLAR
2/0		\$623	
2/6		\$663	
3/0		\$726	



102 PAISED 2-PANEL PLANK

1-3/8 X 6/8	
	KNOTTY ALDER
1/6	\$393
1/8	
1/10	
2/0	\$393
2/2	
2/4	\$419
2/6	\$419
2/8	\$419
2/10	
3/0	\$446

1-3/8 X 6/8 HC BIFOLD (BOXED WITH TRACK & HARDWARE)			
	OAK	K ALD	POPLAR
2/0		\$569	
2/6		\$606	
3/0		\$663	

FJP ADDER FOR PREHUNG			
	6/8	7/0	8/0
Flat Jamb 4-9/16	\$104	\$129	\$140
Flat Jamb 4-13/16	\$104	\$131	\$142

We Are Proud To Distribute

FLAT PANEL DOORS

Prices Below Are Slab Only
Stock Prices Are Highlighted in Blue



4106 FLAT PANEL
4-PANEL

1-3/8 X 6/8	
	OAK
1/6	\$582
1/8	\$635
1/10	\$635
2/0	\$708
2/2	\$708
2/4	\$708
2/6	\$708
2/8	\$740
2/10	\$760
3/0	\$760



4107 FLAT PANEL
5-PANEL

1-3/8 X 6/8	
	PRIMED
1/6	\$210
1/8	
1/10	
2/0	\$237
2/2	
2/4	\$259
2/6	\$259
2/8	\$259
2/10	
3/0	\$274

FJP ADDER FOR PRE-HUNG			
	6/8	7/0	8/0
Flat Jamb 4-9/16	\$104	\$129	\$140
Flat Jamb 4-13/16	\$104	\$131	\$142

We Are Proud To Distribute

UTILITY DOORS WITH FROSTED GLASS

Prices Below Are Slab Only
Stock Prices Are Highlighted in Blue



PANTRY
650

1-3/8 X 6/8	
	PRIMED PINE
1/6	
1/8	
1/10	
2/0	\$391
2/2	
2/4	\$483
2/6	\$499
2/8	\$520
2/10	
3/0	\$540



PANTRY
652



WINE CELLAR
653

FJP ADDER FOR PRE-HUNG			
	6/8	7/0	8/0
Flat Jamb 4-9/16	\$104	\$129	\$140
Flat Jamb 4-13/16	\$104	\$131	\$142

BARN DOORS

Prices Below Are Slab Only
Stock Prices Are Highlighted in Blue



180 PLK

1-3/8		
	PRIMED 6/8	PRIMED 7/0
1/6		
2/0		
2/2		
2/4		
2/6	\$591	\$707
2/8		
2/10		
3/0	\$633	\$757

1-3/8		
	K ALD 6/8	K ALD 7/0
1/6		
2/0		
2/2		
2/4		
2/6	\$523	\$571
2/8		
2/10		
3/0	\$620	\$679



181 PLK

1-3/8		
	PRIMED 6/8	PRIMED 7/0
1/6		
2/0		
2/2		
2/4		
2/6	\$655	\$784
2/8		
2/10		
3/0	\$703	\$842

1-3/8		
	K ALD 6/8	K ALD 7/0
1/6		
2/0		
2/2		
2/4		
2/6	\$558	\$609
2/8		
2/10		
3/0	\$662	\$723

FJP ADDER FOR PRE-HUNG			
	6/8	7/0	8/0
Flat Jamb 4-9/16	\$104	\$129	\$140
Flat Jamb 4-13/16	\$104	\$131	\$142

6/8 SINGLE INTERIOR DOOR OPTIONS

6/8 PREHUNG JAMB OPTIONS

	FJP	Solid Pine	Pine PB Veneer	Solid Oak	Oak WC Veneer	Oak PB Veneer	Solid Poplar	FJP Poplar	Poplar PB Veneer	Cherry PB Veneer	ALder PB Veneer	Maple PB Veneer	Door specie jamb/stop
Flat jamb 4-9/16	\$104.00	\$79.00	\$220.00	\$220.00	\$98.00	\$86.00	\$195.00	\$111.00	\$107.00	\$149.00	\$117.00	\$131.00	Cherry/Cherry Veneer
Flat Jamb 4-13/16	\$104.00	\$147.00	\$220.00	\$220.00		\$92.00	\$249.00	\$107.00					Birch/Pine Veneer
Flat jamb 5	\$111.00	\$147.00	\$220.00	\$220.00			\$169.00	\$142.00					Knotty Alder/Alder Veneer
Flat jamb 5-1/2"			\$220.00	\$220.00									Maple/Maple Veneer
Flat jamb 6-9/16	\$143.00	\$147.00	\$277.00	\$277.00			\$209.00	\$209.00					Oak/Oak Veneer
Flat jamb 6-7/8	\$149.00	\$147.00	\$277.00	\$277.00			\$209.00	\$209.00					Poplar/Poplar Veneer
Flat jamb 7-1/4	\$199.00	\$162.00	\$291.00	\$291.00			\$223.00	\$235.00					Primed/FJP Primed
Rip Down Charge	\$17.00	\$17.00	\$17.00	\$17.00	\$17.00	\$17.00	\$17.00	\$17.00	\$17.00	\$17.00	\$17.00	\$17.00	Radiata Pine/Pine Veneer

6/8 CASING OPTIONS (1 SIDE)

Add for each side of casing

Single Door	FJP	Solid Oak	MDF	Pine
356 2-1/4 Colonial			\$26.00	
444 3-1/4 Colonial			\$45.00	
444 3-1/4 LJ Colonial	\$45.00			
445 3-1/4 Colonial		\$44.00		
F113 2-1/4 Ranch		\$41.00		
F115 2-1/4 Colonial		\$89.00		
F136 3-1/4 Colonial				
WM356 2-1/4 Colonial	\$28.00			\$39.00
WM445 3-1/4 Colonial	\$50.00			
327J 2-1/4 Ranch	\$39.00			

6/8 CASING OPTIONS (1 SIDE)

Add for each side of casing

Double Door	FJP	Solid Oak	MDF	Pine
356 2-1/4 Colonial			\$29.00	
444 3-1/4 Colonial			\$52.00	
444 3-1/4 LJ Colonial	\$51.00			
445 3-1/4 Colonial				
F113 2-1/4 Ranch		\$52.00		
F115 2-1/4 Colonial		\$48.00		
F136 3-1/4 Colonial		\$106.00		
WM356 2-1/4 Colonial	\$32.00			\$46.00
WM445 3-1/4 Colonial	\$57.00			
327J 2-1/4 Ranch	\$44.00			

6/8 CASED OPENINGS

	FJP	Solid Pine	Pine PB Veneer	Solid Oak	Oak PC Veneer	Oak WC Veneer	Solid Poplar	FJP Poplar
C/O SGL to 4-9/16	\$68.00	\$51.00	\$94.00	\$172.00	\$49.00	\$61.00	\$165.00	\$81.00
C/O SGL to 4-13/16	\$69.00	\$109.00		\$172.00	\$55.00		\$219.00	\$77.00
C/O SGL to 5	\$75.00	\$109.00		\$172.00			\$127.00	\$111.00
C/O SGL to 6-9/16	\$108.00	\$109.00		\$229.00			\$167.00	\$179.00
C/O SGL to 6-7/8	\$113.00	\$109.00		\$229.00			\$167.00	\$179.00
C/O SGL to 7-1/4	\$138.00	\$109.00		\$229.00			\$167.00	\$179.00
C/O SGL to 9-1/4	\$150.00	\$165.00		\$369.00			\$219.00	\$280.00
C/O SGL to 11-1/4	\$190.00	\$212.00		\$383.00				\$280.00
4/0 and wider								
C/O DBL to 4-9/16	\$78.00	\$59.00	\$110.00	\$203.00	\$55.00	\$70.00	\$194.00	\$94.00
C/O DBL to 4-13/16	\$79.00	\$128.00		\$203.00	\$63.00		\$259.00	\$89.00
C/O DBL to 5	\$87.00	\$128.00		\$203.00			\$161.00	\$140.00
C/O DBL to 6-9/16	\$126.00	\$128.00		\$271.00			\$212.00	\$211.00
C/O DBL to 6-7/8	\$132.00	\$128.00		\$271.00			\$212.00	\$211.00
C/O DBL to 7-1/4	\$162.00	\$128.00		\$271.00			\$212.00	\$211.00
C/O DBL to 9-1/4	\$177.00	\$190.00		\$428.00			\$280.00	\$309.00
C/O DBL to 11-1/4	\$225.00	\$245.00		\$428.00				\$309.00

6/8 PREFINISH OPTIONS

NOTE: for mixed Paint and Stain color options of - choose individual 1 side pricing

	Paint 1 Color 1 Side	Paint 1 Color 2 Sides	Stain 1 Color 1 Side	Stain 1 Color 2 Sides
SLAB				
Flush Door Slab	\$62.00	\$124.00	\$85.00	\$170.00
Panel Door Slab	\$62.00	\$124.00	\$85.00	\$170.00
French Door Slab	\$85.00	\$170.00	\$108.00	\$216.00
Louver Door Slab	\$85.00	\$170.00	\$108.00	\$216.00
FRAME				
Standard Frame	\$26.00	\$52.00	\$31.00	\$62.00
Cased Opening	\$26.00	\$52.00	\$31.00	\$62.00
CASING				
Casing	\$26.00	\$52.00	\$31.00	\$62.00

Custom color match is \$128.00 NET per order upcharge in addition to the above listed pricing

\$1.30 Lf Paint / \$1.55 Lf Stain for moulding

6/8 Hinge Options 1-3/8 Door

Includes 3 Rad/Rad standard 3.5" hinges

6/8 Hinge Options 1-3/4 Door

Includes 3 Rad/Rad standard 4" hinges

7/0 SINGLE INTERIOR DOOR OPTIONS

7/0 PREHUNG JAMB OPTIONS

	FJP	Solid Pine	Solid Oak	Solid Poplar	FJP Poplar
Flat jamb 4-9/16	\$129.00	\$156.00	\$227.00	\$165.00	\$183.00
Flat Jamb 4-13/16	\$131.00	\$156.00	\$227.00	\$165.00	\$192.00
Flat jamb 5	\$144.00	\$156.00	\$227.00	\$191.00	\$162.00
Flat jamb 6-9/16	\$162.00	\$156.00	\$283.00	\$235.00	\$220.00
Flat jamb 6-7/8	\$152.00	\$156.00	\$283.00	\$235.00	\$220.00
Flat jamb 7-1/4	\$200.00	\$170.00	\$298.00	\$249.00	\$246.00
Rip Down Charge	\$17.00	\$17.00	\$17.00	\$17.00	\$17.00

Door specie jamb/stop

Cherry/Cherry Veneer
Birch/Pine Veneer
Knotty Alder/Alder Veneer
Maple/Maple Veneer
Oak/Oak Veneer
Poplar/Poplar Veneer
Primed/FJP Primed
Radiata Pine/Pine Veneer

7/0 CASING OPTIONS (1 SIDE)

Add for each side of casing

Single Door	FJP	Solid Oak	MDF	Pine
356 2-1/4 Colonial			\$32.00	
444 3-1/4 Colonial			\$45.00	
444 3-1/4 LJ Colonial	\$51.00			
445 3-1/4 Colonial				
F113 2-1/4 Ranch		\$40.00		
F115 2-1/4 Colonial		\$44.00		
F136 3-1/4 Colonial		\$90.00		
WM356 2-1/4 Colonial	\$36.00			\$55.00
WM445 3-1/4 Colonial	\$73.00			
327J 2-1/4 Ranch	\$44.00			

7/0 CASING OPTIONS (1 SIDE)

Add for each side of casing

Double Door	FJP	Solid Oak	MDF	Pine
356 2-1/4 Colonial			\$32.00	
444 3-1/4 Colonial			\$52.00	
444 3-1/4 LJ Colonial	\$57.00			
445 3-1/4 Colonial				
F113 2-1/4 Ranch		\$45.00		
F115 2-1/4 Colonial		\$49.00		
F136 3-1/4 Colonial		\$102.00		
WM356 2-1/4 Colonial	\$40.00			\$67.00
WM445 3-1/4 Colonial	\$63.00			
327J 2-1/4 Ranch	\$49.00			

7/0 CASED OPENINGS

	FJP	Solid Pine	Solid Oak	Solid Poplar	FJP Poplar
C/O SGL to 4-9/16	\$91.00	\$109.00	\$172.00	\$139.00	\$121.00
C/O SGL to 4-13/16	\$94.00	\$109.00	\$172.00	\$139.00	\$121.00
C/O SGL to 5	\$114.00	\$109.00	\$172.00	\$139.00	\$121.00
C/O SGL to 6-9/16	\$125.00	\$109.00	\$229.00	\$182.00	\$179.00
C/O SGL to 6-7/8	\$113.00	\$109.00	\$229.00	\$182.00	\$179.00
C/O SGL to 7-1/4	\$138.00	\$109.00	\$229.00	\$182.00	\$179.00
C/O SGL to 9-1/4	\$150.00	\$182.00	\$408.00	\$240.00	\$309.00
C/O SGL to 11-1/4	\$190.00	\$234.00	\$424.00		\$309.00
4/0 and wider					
C/O DBL to 4-9/16	\$107.00	\$128.00	\$203.00	\$172.00	\$150.00
C/O DBL to 4-13/16	\$109.00	\$128.00	\$203.00	\$172.00	\$150.00
C/O DBL to 5	\$134.00	\$128.00	\$203.00	\$172.00	\$150.00
C/O DBL to 6-9/16	\$146.00	\$128.00	\$271.00	\$227.00	\$211.00
C/O DBL to 6-7/8	\$132.00	\$128.00	\$271.00	\$227.00	\$211.00
C/O DBL to 7-1/4	\$260.00	\$128.00	\$271.00	\$227.00	\$211.00
C/O DBL to 9-1/4	\$284.00	\$207.00	\$487.00	\$301.0	\$367.00
C/O DBL to 11-1/4	\$365.00	\$267.00	\$506.00		\$367.00

7/0 PREFINISH OPTIONS

NOTE: for mixed Paint and Stain color options of - choose individual 1 side pricing

	Paint 1 Color 1 Side	Paint 1 Color 2 Sides	Stain 1 Color 1 Side	Stain 1 Color 2 Sides
SLAB				
Flush Door Slab	\$72.00	\$144.00	\$90.00	\$180.00
Panel Door Slab	\$72.00	\$144.00	\$90.00	\$180.00
French Door Slab	\$95.00	\$190.00	\$113.00	\$226.00
Louver Door Slab	\$95.00	\$190.00	\$113.00	\$226.00
FRAME				
Standard Frame	\$29.00	\$58.00	\$34.00	\$68.00
Cased Opening	\$29.00	\$58.00	\$34.00	\$68.00
CASING				
Casing	\$29.00	\$58.00	\$34.00	\$68.00

Custom color match is \$128.00 NET per order upcharge in addition to the above listed pricing

\$1.30 Lf Paint / \$1.55 Lf Stain for moulding

7/0 Hinge Options 1-3/8 Door

Includes 3 Rad/Rad standard 3.5" hinges

7/0 Hinge Options 1-3/4 Door

Includes 3 Rad/Rad standard 4" hinges

8/0 SINGLE INTERIOR DOOR OPTIONS

8/0 PREHUNG JAMB OPTIONS

	FJP	Solid Pine	Solid Oak	Solid Poplar	FJP Poplar
Flat jamb 4-9/16	\$140.00	\$195.00	\$308.00	\$183.00	\$190.00
Flat Jamb 4-13/16	\$142.00	\$195.00	\$308.00	\$183.00	\$199.00
Flat jamb 5	\$156.00	\$195.00	\$308.00	\$198.00	\$170.00
Flat jamb 6-9/16	\$173.00	\$163.00	\$394.00	\$198.00	\$260.00
Flat jamb 6-7/8	\$163.00	\$163.00	\$394.00	\$198.00	\$260.00
Flat jamb 7-1/4	\$285.00	\$178.00	\$408.00	\$213.00	\$285.00
Rip Down Charge	\$17.00	\$17.00	\$17.00	\$17.00	\$17.00

Door specie jamb/stop

Cherry/Cherry Veneer
Birch/Pine Veneer
Knotty Alder/Alder Veneer
Maple/Maple Veneer
Oak/Oak Veneer
Poplar/Poplar Veneer
Primed/FJP Primed
Radiata Pine/Pine Veneer

8/0 CASING OPTIONS (1 SIDE)

Add for each side of casing

Single Door	FJP	Solid Oak	MDF	Pine
356 2-1/4 Colonial			\$32.00	
444 3-1/4 Colonial			\$52.00	
444 3-1/4 LJ Colonial	\$59.00			
445 3-1/4 Colonial				
F113 2-1/4 Ranch		\$46.00		
F115 2-1/4 Colonial		\$46.00		
F136 3-1/4 Colonial		\$106.00		
WM356 2-1/4 Colonial	\$42.00			\$55.00
WM445 3-1/4 Colonial	\$66.00			
327J 2-1/4 Ranch	\$50.00			

8/0 CASING OPTIONS (1 SIDE)

Add for each side of casing

Double Door	FJP	Solid Oak	MDF	Pine
356 2-1/4 Colonial			\$40.00	
444 3-1/4 Colonial			\$67.00	
444 3-1/4 LJ Colonial	\$65.00			
445 3-1/4 Colonial				
F113 2-1/4 Ranch		\$51.00		
F115 2-1/4 Colonial		\$56.00		
F136 3-1/4 Colonial		\$117.00		
WM356 2-1/4 Colonial	\$46.00			\$67.00
WM445 3-1/4 Colonial	\$73.00			
327J 2-1/4 Ranch	\$55.00			

8/0 CASED OPENINGS

	FJP	Solid Pine	Solid Oak	Solid Poplar	FJP Poplar
C/O SGL to 4-9/16	\$91.00	\$109.00	\$246.00	\$139.00	\$121.00
C/O SGL to 4-13/16	\$94.00	\$109.00	\$246.00	\$139.00	\$121.00
C/O SGL to 5	\$114.00	\$109.00	\$246.00	\$139.00	\$121.00
C/O SGL to 6-9/16	\$125.00	\$109.00	\$332.00	\$182.00	\$211.00
C/O SGL to 6-7/8	\$113.00	\$109.00	\$332.00	\$182.00	\$211.00
C/O SGL to 7-1/4	\$211.00	\$109.00	\$332.00	\$182.00	\$211.00
C/O SGL to 9-1/4	\$230.00	\$199.00	\$447.00	\$240.00	\$211.00
C/O SGL to 11-1/4	\$295.00	\$256.00	\$465.00		\$211.00
4/0 and wider					
C/O DBL to 4-9/16	\$107.00	\$128.00	\$309.00	\$172.00	\$338.00
C/O DBL to 4-13/16	\$109.00	\$128.00	\$309.00	\$172.00	\$338.00
C/O DBL to 5	\$134.00	\$128.00	\$309.00	\$172.00	\$150.00
C/O DBL to 6-9/16	\$146.00	\$128.00	\$418.00	\$227.00	\$150.00
C/O DBL to 6-7/8	\$132.00	\$128.00	\$418.00	\$227.00	\$244.00
C/O DBL to 7-1/4	\$211.00	\$128.00	\$418.00	\$227.00	\$244.00
C/O DBL to 9-1/4	\$230.00	\$224.00	\$565.00	\$301.00	\$382.00
C/O DBL to 11-1/4	\$295.00	\$288.00	\$588.00		\$382.00

8/0 PREFINISH OPTIONS

NOTE: for mixed Paint and Stain color options of - choose individual 1 side pricing

	Paint 1 Color 1 Side	Paint 1 Color 2 Sides	Stain 1 Color 1 Side	Stain 1 Color 2 Sides
SLAB				
Flush Door Slab	\$85.00	\$170.00	\$95.00	\$190.00
Panel Door Slab	\$85.00	\$170.00	\$95.00	\$190.00
French Door Slab	\$108.00	\$216.00	\$123.00	\$246.00
Louver Door Slab	\$108.00	\$216.00	\$120.00	\$240.00
FRAME				
Standard Frame	\$31.00	\$62.00	\$39.00	\$78.00
Cased Opening	\$31.00	\$62.00	\$39.00	\$78.00
CASING				
Casing	\$31.00	\$62.00	\$39.00	\$78.00

Custom color match is \$128.00 NET per order upcharge in addition to the above listed pricing

\$1.30 Lf Paint / \$1.55 Lf Stain for moulding

8/0 Hinge Options 1-3/8 Door

Includes 3 Rad/Rad standard 3.5" hinges

8/0 Hinge Options 1-3/4 Door

Includes 3 Rad/Rad standard 4" hinges

OTHER OPTIONS

STOCKED STANDARD RAD/RAD HINGES

Antique Brass US5	\$5.30
Antique Nickel US15A	\$5.30
Bright Brass US3	\$5.30
Brushed Chrome US26D	\$5.30
Colonial Bronze US10CB	\$5.30
Dull Brass US4/YC2	\$5.30
Flat Black US19	\$5.30
Polished Chrome US26	\$5.30
Polished Nickel US14	\$5.30
Satin Nickel US15	\$5.30

ADDITIONAL OPTIONS & MACHINING

Apply bifold or bypass track	\$35.00
Bypass cup pull machining	\$14.00
Slab Cut down in hgt 1 cut max 2"	\$70.00
Slab Cut down in hgt 2 cuts	\$139.00
Prehung, Frame only or Cased Opening Cut down	\$24.00
Cut out for special lite, location or louver	\$31.00
Double bore	\$8.00
Dutch door cut	\$104.00
Kerf for barn door track	\$28.00
Machine door only for Bore and/or Hinges stnd loc	\$10.00
Machine door/PH only for Hinges custom location	\$104.00 NET
Mortised Lock prep/strike jamb prep	\$75.00
Pocket door bore machining	\$10.00
Special Bore Location	\$7.00
Squared Out Edge Prep per slab	\$7.00
Square corner hinge prep only (no hinges)	\$15.00
Corner Clip Door	\$139.00
Customer Supplied Hinges	\$65.00

BARN DOOR TRACK

Black Strap Mount Barn Door Kit	\$399.00
Black Strap Mount Barn Door Kit	\$422.00
Black Top Mount Barn Door Kit	\$399.00
Black Top Mount Barn Door Kit	\$422.00
Satin Nickel Strap Mount Barn Door Kit	\$468.00
Satin Nickel Strap Mount Barn Door Kit	\$491.00
Satin Nickel Top Mount Barn Door Kit	\$468.00
Satin Nickel Top Mount Barn Door Kit	\$491.00
Black Barn Door Flush Mount Handle	\$23.00
Satin Nickel Barn Door Flush Mount Handle	\$23.00

FLUSH BOLTS

6" Flush Bolt 6/8 (stock finishes only)	\$13.53
---	---------

SHIMS 15"

Pallet Qty (270 Bundles)	\$6.60 pc
Sub Pack Qty (80 Bundles)	\$6.95 pc
Bundle (42 Pieces)	\$7.35pc

OTHER OPTIONS

3.5" Radius Ball Bearing hinges (each)	\$8.84
3.5" Square hinges (each)	\$13.84
3.5" Square Ball Bearing hinges (each)	\$13.84
Magnetic Ball Catch	\$19.00
4" Radius Standard hinges (each)	\$7.07
4" Radius Ball Bearing hinges (each)	\$8.83
4" Radius Spring hinges (each)	\$15.90
4" Square hinges (each)	\$7.07
4" Square Ball Bearing hinges (each)	\$8.83

ALDER WOOD (CHEVRON) LOUVER INSERT

12x24	Alder wood louver for 1-3/8" door	\$121.00
14x22	Alder wood louver for 1-3/8" door	\$132.00
16x24	Alder wood louver for 1-3/8" door	\$144.00
18x24	Alder wood louver for 1-3/8" door	\$156.00
20x22	Alder wood louver for 1-3/8" door	\$168.00
20x24	Alder wood louver for 1-3/8" door	\$172.00
22x24	Alder wood louver for 1-3/8" door	\$191.00
28x24	Alder wood louver for 1-3/8" door	\$246.00
14x22	Alder wood louver for 1-3/4" door	\$144.00
18x22	Alder wood louver for 1-3/4" door	\$156.00
20x22	Alder wood louver for 1-3/4" door	\$172.00
24x22	Alder wood louver for 1-3/4" door	\$191.00
26x22	Alder wood louver for 1-3/4" door	\$236.00

BYPASS TRACK & HARDWARE

Track & hardware for 48" Bypass door	\$38.00
Track & hardware for 60" Bypass door	\$43.00
Track & hardware for 72" Bypass door	\$48.00

UNIVERSAL POCKET DOOR FRAME

Universal Pocket Door Frame 1500PF (Box) Up to 3/0 x 6/8	\$173.00
--	----------

ASTRAGALS

Maple Astragal 68 138	\$78.00
Maple Astragal 70 138	\$78.00
Oak Astragal 68 138	\$71.00
Oak Astragal 68 134	\$82.00
Oak Astragal 70 134	\$82.00
Oak Astragal 80 134	\$82.00
Pine Astragal 68 138	\$37.00
Pine Astragal 70 138	\$41.00
Pine Astragal 80 138	\$41.00
Pine Astragal 68 134	\$44.00
Pine Astragal 70 134	\$46.00
Pine Astragal 80 134	\$46.00
Poplar Astragal 68 138	\$69.00
Poplar Astragal 70 138	\$69.00
Poplar Astragal 80 138	\$69.00
Primed Pine Astragal 68 138	\$30.00

www.rivercitymillwork.com



RIVER CITY MILLWORK



815-965-9439
800-892-9297



200 Quaker Road
Rockford, IL 61104



orders@rivercitymillwork.com



rivercitymillwork.com

Scan to Visit Website



Issued Date:

02.01.2023