

# FINYL LINE™

Finyl Line Vinyl Railing is easy to install and is reinforced with strong aluminum — designed to provide added safety. Choose from a traditional T-Top style or Deck Top profile to add a deck board to and create a flat "cocktail rail". Available with three baluster styles — square, turned or black round aluminum round aluminum and a Decorative Screen Panel\* infill option.

*\*Decorative Screen Panels sold separately.*



## PRODUCT BENEFITS

- Deck Top rail allows for deck board to be easily turned into a flat "cocktail rail"
- Aluminum stiffeners reinforce top and bottom rails for added strength and support
- Code compliant
- Made in the USA


## HOMEOWNER BENEFITS

- Easy to maintain
- Transferrable Limited Lifetime Warranty

## DESIGN VERSATILITY

- Decorative Screen Panel infill option offers increased customization with multiple designs and colors
- Brackets conceal all fasteners — providing a clean, finished look
- 2 top rail profile options
- 4 infill options
- Available in 3 colors

**NEW!**



White



Clay



Sand



## SOLARGUARD®

SolarGuard is a material composition that provides fade resistance\* so that your outdoor living products will look good for years to come.

\*Does not apply to white vinyl products.


## Product Spotlight

Finyl Line Vinyl Railing is available with a code compliant Decorative Screen Panel infill option.




## HOW TO SHOP:

### T-TOP WITH SQUARE BALUSTERS



- A** Post sleeves available for wooden 4" x 4" or structural posts.
- B** Rail Kit includes top and bottom rails with aluminum stiffeners, balusters, brackets and mounting hardware.
- C** Post caps and LED post caps as well as a variety of trim rings available.

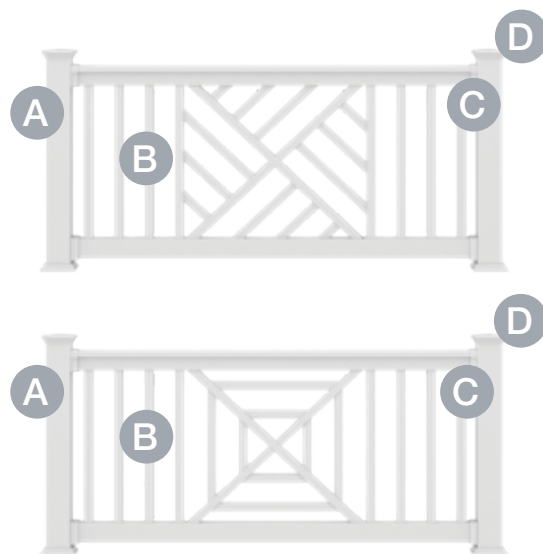
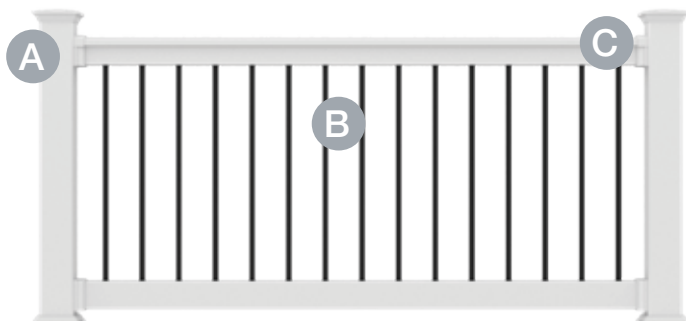
### T-TOP WITH TURNED BALUSTERS



- A** Post sleeves available for wooden 4" x 4" or structural posts.
- B** Rail Kit includes top and bottom rails with aluminum stiffeners, balusters, brackets and mounting hardware.
- C** Post caps and LED post caps as well as a variety of trim rings available.

**T-TOP WITH BLACK ROUND ALUMINUM BALUSTERS**

**T-TOP WITH DECORATIVE INFILL  
(LEVEL ONLY)**




- A** Post sleeves available for wooden 4" x 4" or structural posts.
- B** Rail Kit includes top and bottom rails with aluminum stiffeners, balusters, brackets and mounting hardware.
- C** Post caps and LED post caps as well as a variety of trim rings available.

- A** Post sleeves available for wooden 4" x 4" or structural posts.
- B** Pre-assembled rail panel comes in two decorative infill styles.
- C** Brackets sold separately.
- D** Post caps and LED post caps as well as a variety of trim rings available.


## HOW TO SHOP:

### T-TOP WITH DECORATIVE SCREEN PANEL INFILL (LEVEL ONLY)




- A** Post sleeves available for wooden 4" x 4" or structural posts.
- B** Rail Kit includes top and bottom rails with aluminum stiffeners, brackets, mounting hardware and Decorative Screen Panel uprights. For 36" finished rail heights only.
- C** Decorative Screen Panel infill sold separately.
- D** Post caps and LED post caps as well as a variety of trim rings available.

### DECK TOP WITH SQUARE BALUSTERS



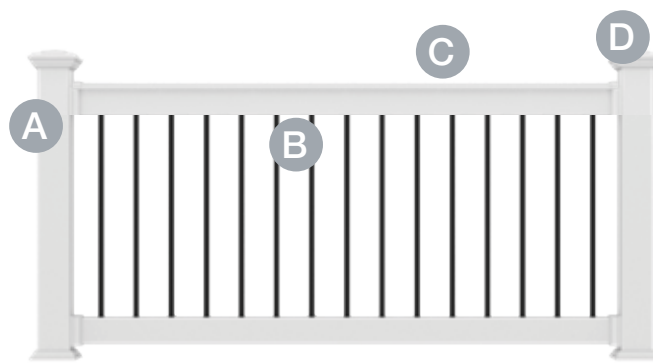
- A** Post sleeves available for wooden 4" x 4" or structural posts.
- B** Rail Kit includes top and bottom rails with aluminum stiffeners, balusters, brackets and mounting hardware.
- C** Deck board required to complete installation and sold separately.
- D** Post caps and LED post caps as well as a variety of trim rings available.

## DECK TOP WITH TURNED BALUSTERS



- A** Post sleeves available for wooden 4" x 4" or structural posts.
- B** Rail Kit includes top and bottom rails with aluminum stiffeners, balusters, brackets and mounting hardware.
- C** Deck board required to complete installation and sold separately.
- D** Post caps and LED post caps as well as a variety of trim rings available.

## DECK TOP WITH BLACK ROUND ALUMINUM BALUSTERS



- A** Post sleeves available for wooden 4" x 4" or structural posts.
- B** Rail Kit includes top and bottom rails with aluminum stiffeners, balusters, brackets and mounting hardware.
- C** Deck board required to complete installation and sold separately.
- D** Post caps and LED post caps as well as a variety of trim rings available.

**STRUCTURAL POSTS**

Description	
Structural Post for 36" Rail Height – Flush Mount	73019022
Structural Post for 36" Rail Height – Thru/Fascia Mount	73019023
Structural Post for 42" Rail Height – Flush Mount	73019024
Structural Post for 42" Rail Height – Thru/Fascia Mount	73019025

**VINYL POST SLEEVES & POST WRAPS**

Description	White	Clay	Sand
4" x 4" x 39" Post Sleeve (unit pack of 84)	61109087	73053601	73041475
4" x 4" x 39" Post Sleeve (unit pack of 22)	73019260	N/A	N/A
4" x 4" x 45" Post Sleeve	61109088	73053602	73041476
4" x 4" x 54" Post Sleeve	73019029	N/A	N/A
4" x 4" x 100" Post Sleeve	73012479	N/A	N/A
4" x 4" x 108" Post Sleeve	61109090	73053603	73041477
4" x 4" x 120" Post Sleeve	73006803	N/A	N/A
4" x 4" x 48" Turned Post Sleeve (requires structural post)	73018760	N/A	N/A
5" x 5" x 39" Post Sleeve	73043921	N/A	N/A
5" x 5" x 45" Post Sleeve	73043922	N/A	N/A
5" x 5" x 108" Post Sleeve	73043923	N/A	N/A
5" x 5" Post Inserts*	73019139		
6" x 6" x 54" Post Sleeve	73018734	N/A	N/A
6" x 6" x 108" Post Sleeve	73018731	73053608	73041478
6" x 6" x 144" Post Sleeve	73047640	N/A	N/A
4" x 4" x 96" – 4 Piece Post Wrap**	73018473	73053604	73041479
4" x 4" x 120" – 4 Piece Post Wrap**	73018007	73053605	73041480
6" x 6" x 96" – 4 Piece Post wrap**	73018478	73053606	73041481
6" x 6" x 120" – 4 Piece Post Wrap**	73018008	73053607	73041482

\*Post Inserts are used when sleeving 4" x 4" wooden posts or structural posts.

\*\*4" x 4" Post Wrap can wrap a post from 3<sup>3</sup>/<sub>8</sub>" square to 4<sup>1</sup>/<sub>8</sub>" square and 6" x 6" Post Wrap can wrap a post from 5<sup>7</sup>/<sub>16</sub>" square to 6<sup>1</sup>/<sub>8</sub>" square.



Structural Post –  
Flush Mount




Structural Post –  
Thru/Fascia Mount



Post Sleeve



Post Insert



4-Piece Post Wrap

**VINYL PORCH POSTS**

Description	White	Clay	Sand
4" x 4" x 108" Square Post – 2,500 lb. Capacity*	<b>73018767</b>	<b>N/A</b>	<b>N/A</b>
4" x 4" x 108" Turned Post – 2,500 lb. Capacity*	<b>73018752</b>	<b>N/A</b>	<b>N/A</b>
5" x 5" x 108" Square Post – 5,000 lb. Capacity*	<b>73018769</b>	<b>N/A</b>	<b>N/A</b>
5" x 5" x 108" Turned Post – 5,000 lb. Capacity*	<b>73018010</b>	<b>73053609</b>	<b>73041483</b>
5" x 5" x 108" Premiere Square Post – 4,500 lb. Capacity**	<b>73047642</b>	<b>N/A</b>	<b>N/A</b>
5" x 5" x 108" Premiere Turned Post – 4,500 lb. Capacity**	<b>73047641</b>	<b>N/A</b>	<b>N/A</b>


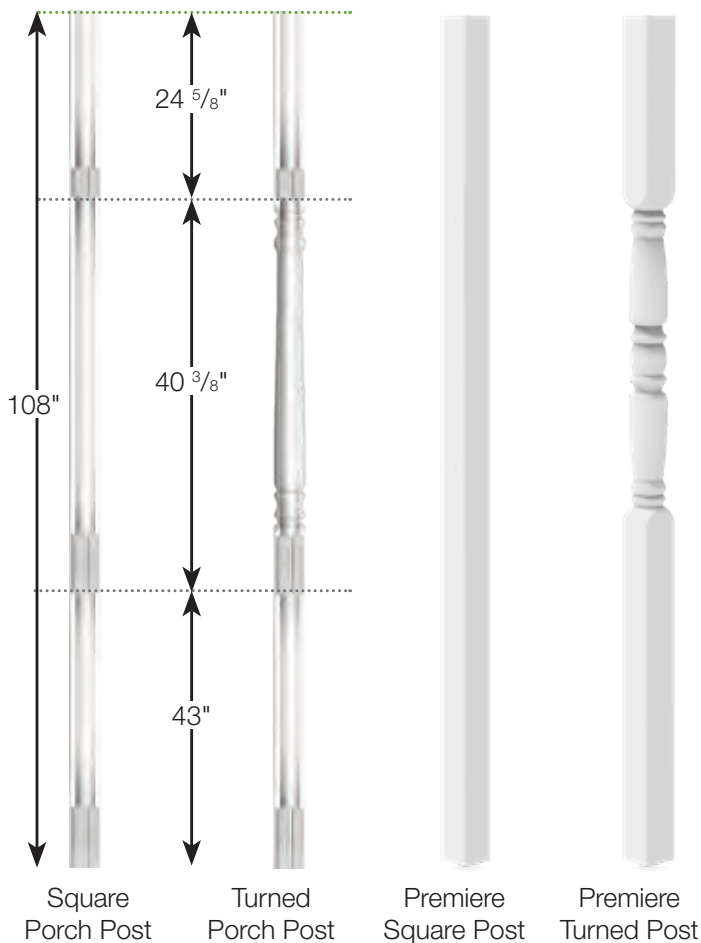
\*Porch Posts require a Porch Post Mounting Kit

\*\*Premiere Posts include post mounting kits. Internal blocking not included and required if mounting railing to these posts.

**PORCH POST MOUNTING KITS**

Description	
4" Standard Base Kit (includes 1 bottom and 1 top mounting plate)	<b>73018005</b>
4" Wind Uplift Base Kit* (includes 1 bottom, 1 top mounting plate, 2 pistons and 2 PVC gaskets)	<b>73018089</b>
5" Standard Base Kit (includes 1 bottom and 1 top mounting plate)	<b>73018006</b>
5" Wind Uplift Base Kit* (includes 1 bottom, 1 top mounting plate, 2 pistons and 2 PVC gaskets)	<b>73018090</b>

\*Wind Uplift Base Kit prevents wind uplift up to 2,800 lbs.



\*The Wind Uplift Base Kit is shown in black for illustration purposes only. The PVC gasket prevents corrosion of the base plate and accommodates all base kits.



VINYL POST CAPS			
Description	White	Clay	Sand
4" x 4" Flat Post Cap	73018076	73053668	73041484
4" x 4" New England Post Cap	73044950	73053673	73044952
4" x 4" Elite Post Cap	73018073	73018071	73041485
4" x 4" Heritage Post Cap	73012500	N/A	N/A
4" x 4" Contemporary Post Cap	73019233	N/A	N/A
4" x 4" Contemporary Solar Post Cap	73019234	73045510	73045511
5" x 5" Flat Post Cap	73003093	N/A	N/A
5" x 5" New England Post Cap	73045003	N/A	N/A
5" x 5" Contemporary Post Cap	73013124	N/A	N/A
5" x 5" Contemporary Solar Post Cap	73013110	N/A	N/A
6" x 6" New England Post Cap	73018108	73018106	73041489
6" x 6" Elite Post Cap	73018105	N/A	N/A



Flat Post Cap



New England Post Cap



4" Elite Post Cap



6" Elite Post Cap



Heritage Post Cap



Contemporary Post Cap



Contemporary Solar Post Cap


VINYL POST TRIM RINGS			
Description	White	Clay	Sand
4" x 4" Elite Trim Ring	73018091	73018092	73041490
4" x 4" Heritage Trim Ring*	73012503	73053674	73045024
4" x 4" Low Profile Trim Ring	73045041	73053680	73045043
5" x 5" 2-Piece Trim Ring	73043929	N/A	N/A
3.5" to 6.5" – 4-Piece Elite Trim Ring**	73018131	73018066	73041493

\*The Heritage Trim Ring complements the New England Post Cap and the Heritage Post Cap. Does not allow for a 2" bottom space when used with Endurance Original Rail.

\*\*Adjustable Elite 4-Piece Trim Ring can be installed at any time and can be adjusted to fit posts from 3½" x 3½" to 6½" x 6½" without nails, screws or glue. 4-Piece Elite Trim Ring required for Wind Uplift Base Kit.



Elite Trim Ring



Heritage Trim Ring



Low Profile Trim Ring



5" 2-Piece Trim Ring



4-Piece Elite Trim Ring

**T-TOP 1½" SQUARE BALUSTER RAIL KITS – 36" HEIGHT**

Description	White	White*	Clay	Sand
4' x 36" H – Level Rail Kit	73019536	73019688	N/A	N/A
5' x 36" H – Level Rail Kit	73019560	N/A	N/A	N/A
6' x 36" H – Level Rail Kit	73019603	73019690	73053637	73041503
8' x 36" H – Level Rail Kit	73019652	73019691	73053649	73041563
10' x 36" H – Level Rail Kit	73019517	73019687	73053631	73041504
6' x 36" H – 26° to 38° Stair Rail Kit	73019599	73019600	73053639	73041505
8' x 36" H – 26° to 38° Stair Rail Kit	73019648	73019649	73053652	73041506
10' x 36" H – 26° to 38° Stair Rail Kit	73019515	N/A	N/A	N/A

\*Packed in clear see-through shrink “toughpack”; all other kits boxed.

Kits include top and bottom rails with aluminum stiffeners, balusters, bracket kit, support foot (10' kits only) and installation hardware.

**T-TOP 1½" SQUARE BALUSTER RAIL KITS – 42" HEIGHT**

Description	White	Clay	Sand
4' x 42" H – Level Rail Kit	73019543	N/A	N/A
5' x 42" H – Level Rail Kit	73019567	N/A	N/A
6' x 42" H – Level Rail Kit	73019616	73053641	73041509
8' x 42" H – Level Rail Kit	73019665	73053656	73041510
6' x 42" H – 26° to 38° Stair Rail Kit	73019615	N/A	N/A
8' x 42" H – 26° to 38° Stair Rail Kit	73019664	73053657	73041512

Kits include top and bottom rails with aluminum stiffeners, balusters, bracket kit, support foot and installation hardware.

**T-TOP 1½" TURNED BALUSTER RAIL KITS – 36" HEIGHT**

Description	White	Clay	Sand
4' x 36" H – Level Rail Kit	73019537	N/A	N/A
6' x 36" H – Level Rail Kit	73019604	73053638	73041515
8' x 36" H – Level Rail Kit	73019653	73053650	73041516
10' x 36" H – Level Rail Kit	73019519	73053632	73041517
6' x 36" H – 26° to 38° Stair Rail Kit	73019601	N/A	N/A
8' x 36" H – 26° to 38° Stair Rail Kit	73019650	73053653	73041519

Kits include top and bottom rails with aluminum stiffeners, balusters, bracket kit, support foot (10' kits only) and installation hardware.



1½" Square Balusters



1½" Turned Balusters




¾" Round Aluminum Balusters

T-TOP 3/4" ROUND ALUMINUM BALUSTER RAIL KITS – 36" HEIGHT			
Description	White	Clay	Sand
4' x 36" H – Level Rail Kit	<b>73019535</b>	<b>N/A</b>	<b>N/A</b>
6' x 36" H – Level Rail Kit	<b>73019602</b>	<b>73053636</b>	<b>73041522</b>
8' x 36" H – Level Rail Kit	<b>73019651</b>	<b>73053648</b>	<b>73041523</b>
10' x 36" H – Level Rail Kit	<b>73019516</b>	<b>73053630</b>	<b>73041524</b>
6' x 36" H – 26° to 38° Stair Rail Kit	<b>73019598</b>	<b>N/A</b>	<b>N/A</b>
8' x 36" H – 26° to 38° Stair Rail Kit	<b>73019647</b>	<b>73053651</b>	<b>73041526</b>

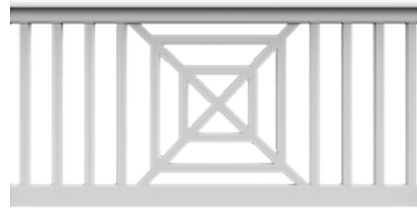
Kits include top and bottom rails with aluminum stiffeners, balusters, bracket kit, support foot (10' kits only) and installation hardware.

T-TOP DECORATIVE INFILL PRE-BUILT PANELS – 36" HEIGHT	
Description	White
6' x 36" H – Chippendale Level Rail Panel	<b>73047634</b>
8' x 36" H – Chippendale Level Rail Panel	<b>73047635</b>
10' x 36" H – Chippendale Level Rail Panel	<b>73047636</b>
6' x 36" H – Freeport Level Rail Panel	<b>73047637</b>
8' x 36" H – Freeport Level Rail Panel	<b>73047638</b>
10' x 36" H – Freeport Level Rail Panel	<b>73047639</b>

Decorative infill SKUs come as pre-built panels. Brackets not included with rail panels; must be purchased separately.



Chippendale



Freeport

T-TOP LEVEL RAIL KIT FOR 3' X 6' DECORATIVE SCREEN PANEL INFILL			
Description	White	Clay	Sand
6' x 36" H – Level Rail Kit	<b>73050461</b>	<b>73054371</b>	<b>73050463</b>

Decorative Screen Panels to use as infill sold separately. See page 88 for all 3' x 6' Decorative Screen Panel options.



Level Rail Kit with Decorative Screen Panel infill (sold separately)

**DECK TOP 1½" SQUARE BALUSTER RAIL KITS – 36" HEIGHT**

Description	White	Clay	Sand
6' x 36" H – Level Rail Kit	<b>73019584</b>	<b>73053634</b>	<b>73041529</b>
8' x 36" H – Level Rail Kit	<b>73019633</b>	<b>73053643</b>	<b>73041530</b>
10' x 36" H – Level Rail Kit	<b>73019518</b>	<b>N/A</b>	<b>N/A</b>
6' x 36" H – 26° to 38° Stair Rail Kit	<b>73019581</b>	<b>N/A</b>	<b>N/A</b>
8' x 36" H – 26° to 38° Stair Rail Kit	<b>73019630</b>	<b>73053646</b>	<b>73041533</b>

Kits include top and bottom rails with aluminum stiffeners, balusters, bracket kit, support foot (10' kits only) and installation hardware.

**DECK TOP 1½" SQUARE BALUSTER RAIL KITS – 42" HEIGHT**

Description	White	Clay	Sand
6' x 42" H – Level Rail Kit	<b>73019610</b>	<b>N/A</b>	<b>N/A</b>
8' x 42" H – Level Rail Kit	<b>73019659</b>	<b>N/A</b>	<b>N/A</b>
8' x 42" H – 26° to 38° Stair Rail Kit	<b>73019658</b>	<b>N/A</b>	<b>N/A</b>

Kits include top and bottom rails with aluminum stiffeners, balusters, bracket kit and installation hardware.

**DECK TOP 1½" TURNED BALUSTER RAIL KITS – 36" HEIGHT**

Description	White	Clay	Sand
6' x 36" H – Level Rail Kit	<b>73019585</b>	<b>N/A</b>	<b>N/A</b>
8' x 36" H – Level Rail Kit	<b>73019634</b>	<b>N/A</b>	<b>N/A</b>
10' x 36" H – Level Rail Kit	<b>73019508</b>	<b>N/A</b>	<b>N/A</b>
6' x 36" H – 26° to 38° Stair Rail Kit	<b>73019582</b>	<b>N/A</b>	<b>N/A</b>
8' x 36" H – 26° to 38° Stair Rail Kit	<b>73019631</b>	<b>N/A</b>	<b>N/A</b>

Kits include top and bottom rails with aluminum stiffeners, balusters, bracket kit, support foot (10' kits only) and installation hardware.

**DECK TOP ¾" ROUND ALUMINUM BALUSTER RAIL KITS – 36" HEIGHT**

Description	White	Clay	Sand
6' x 36" H – Level Rail Kit	<b>73019583</b>	<b>73053633</b>	<b>73041549</b>
8' x 36" H – Level Rail Kit	<b>73019632</b>	<b>73053642</b>	<b>73041550</b>
10' x 36" H – Level Rail Kit	<b>73019507</b>	<b>N/A</b>	<b>N/A</b>
6' x 36" H – 26° to 38° Stair Rail Kit	<b>73019580</b>	<b>N/A</b>	<b>N/A</b>
8' x 36" H – 26° to 38° Stair Rail Kit	<b>73019629</b>	<b>73053645</b>	<b>73041553</b>

Kits include top and bottom rails with aluminum stiffeners, balusters, bracket kit, support foot (10' kits only) and installation hardware.

T-TOP BRACKET KITS			
Description	White	Clay	Sand
Level Bracket Set (2 top and 2 bottom brackets)	<b>73019685</b>	<b>73019681</b>	<b>73041560</b>
Stair Bracket Set (2 top and 2 bottom brackets)	<b>73019686</b>	<b>73019682</b>	<b>73041561</b>
Swivel Stair Bracket Set (2 top and 2 bottom brackets)	<b>73018804</b>	<b>N/A</b>	<b>N/A</b>
Swivel Level-Angle Bracket Set (2 top and 2 bottom brackets)	<b>73018805</b>	<b>N/A</b>	<b>N/A</b>
Angle Bracket Set (1 pair – cut to desired angle)	<b>73021923</b>	<b>73021924</b>	<b>73041562</b>



T-Top Level Brackets



T-Top Stair Brackets (26° to 38°)



T-Top Swivel Stair Brackets (0° to 45°)



T-Top Swivel Level-Angle Brackets (0° to 44°)



T-Top Angle Brackets

DECK TOP BRACKET KITS			
Description	White	Clay	Sand
Level Bracket Set (2 top and 2 bottom brackets)	<b>73019670</b>	<b>73019666</b>	<b>73041554</b>
Stair Bracket Set (2 top and 2 bottom brackets)	<b>73019671</b>	<b>73019667</b>	<b>73041555</b>
Angle Bracket Set (1 pair – cut to desired angle)	<b>73021926</b>	<b>73021927</b>	<b>73041556</b>



Deck Top Level Brackets



Deck Top Stair Brackets (26° to 38°)



Deck Top Angle Brackets

COLUMN & ANGLE ADAPTERS			
Description	White	Clay	Sand
8" Round Column Adapter (2 pack)	<b>73019680</b>	<b>73019674</b>	<b>73041557</b>
22.5° Angle Adapter (1 top and 1 bottom brackets)	<b>73019678</b>	<b>73019672</b>	<b>73041559</b>
45° Angle Adapter (1 top and 1 bottom brackets)	<b>73019679</b>	<b>73019673</b>	<b>73041558</b>



Round Column Adapter for 8" Columns



22.5° Adapter



45° Adapter

VINYL RAIL GATE KITS			
Description	White	Clay	Sand
Standard Width Gate Kit – 36" H – 1¼" Square Balusters	73018135	N/A	N/A
Custom Width Gate Kit – 36" H – 1¼" Square Balusters	73045025	73053675	73045027
Custom Width Gate Kit – 36" H – 1½" Square Balusters	73045028	73053676	73045030
Custom Width Gate Kit – 36" H – 1¼" Turned Balusters	73045034	N/A	N/A
Custom Width Gate Kit – 36" H – 1½" Turned Balusters	73045044	73053681	73045046
Custom Width Gate Kit – 36" H – ¾" Round Aluminum Balusters	73045031	73053677	73045033
Custom Width Gate Kit – 42" H – 1¼" Square Balusters	73045035	73053678	73045037
Custom Width Gate Kit – 42" H – 1½" Square Balusters	73045038	73053679	73045040

Standard gate kit has a maximum opening width of 36". Custom gate kits have a maximum width opening up to 48". Gate kits include everything to build a gate panel. Gate hardware sold separately.



Standard Gate Kit



Custom Gate Kit

VINYL GATE HARDWARE		
Description	Black	White
Standard Wrap Hinge Pair	73028117	73025512
Two-Sided Locking Latch	73050187	73050188
Gravity Latch	73002252	73025491
24" Heavy-Duty Drop Rod	73014305	73014306

LED lighting options are available for use with Finyl Line. For details and options, see page 84.

CENTRALIA, IL  
866.755.7636

MOBERLY, MO  
800.892.5850

MT. PLEASANT, IA  
800.258.5809

SPRING HILL, KS  
800.490.4320

Proudly  
Supplied  
By

