



**WOLF** HOME PRODUCTS®

OUTDOOR  
CABINETRY

**WOLF** ENDURANCE





## TOUGH PERFORMANCE THAT'S EASY ON YOU

Wolf Endurance is sturdy aluminum cabinetry for demanding areas, such as decks, patios, garages and mudrooms. The powder-coated finish and sealed storage will withstand the elements, even in coastal regions. Plus, Wolf Endurance is easy to configure, handle and install, and the price is easy on your wallet. So go ahead, make your great outdoors even greater with Wolf Endurance.



### ALUMINUM CONSTRUCTION

Durable construction at a cost substantially less than stainless steel.



### EASY TO CONFIGURE & INSTALL

Virtually unlimited configurations with freestanding cabinets, hardscape inserts and wall hung cabinets provide homeowners the freedom to utilize Endurance cabinets in almost any setting, indoors or out.



### FULLY ASSEMBLED

Freestanding cabinets, hardscape inserts and wall hung cabinets are ready to use right away.



### SEALED STORAGE

All doors and drawers are sealed with an EPDM D-Seal to insure a weather resistant interior.



### POWDER-COATED FINISH

Exposed exterior surfaces are coated with a super-durable, architectural grade polyester powder coating, featuring high quality exterior grade pigments, providing weathering properties that follow AAMA 2604 requirements.

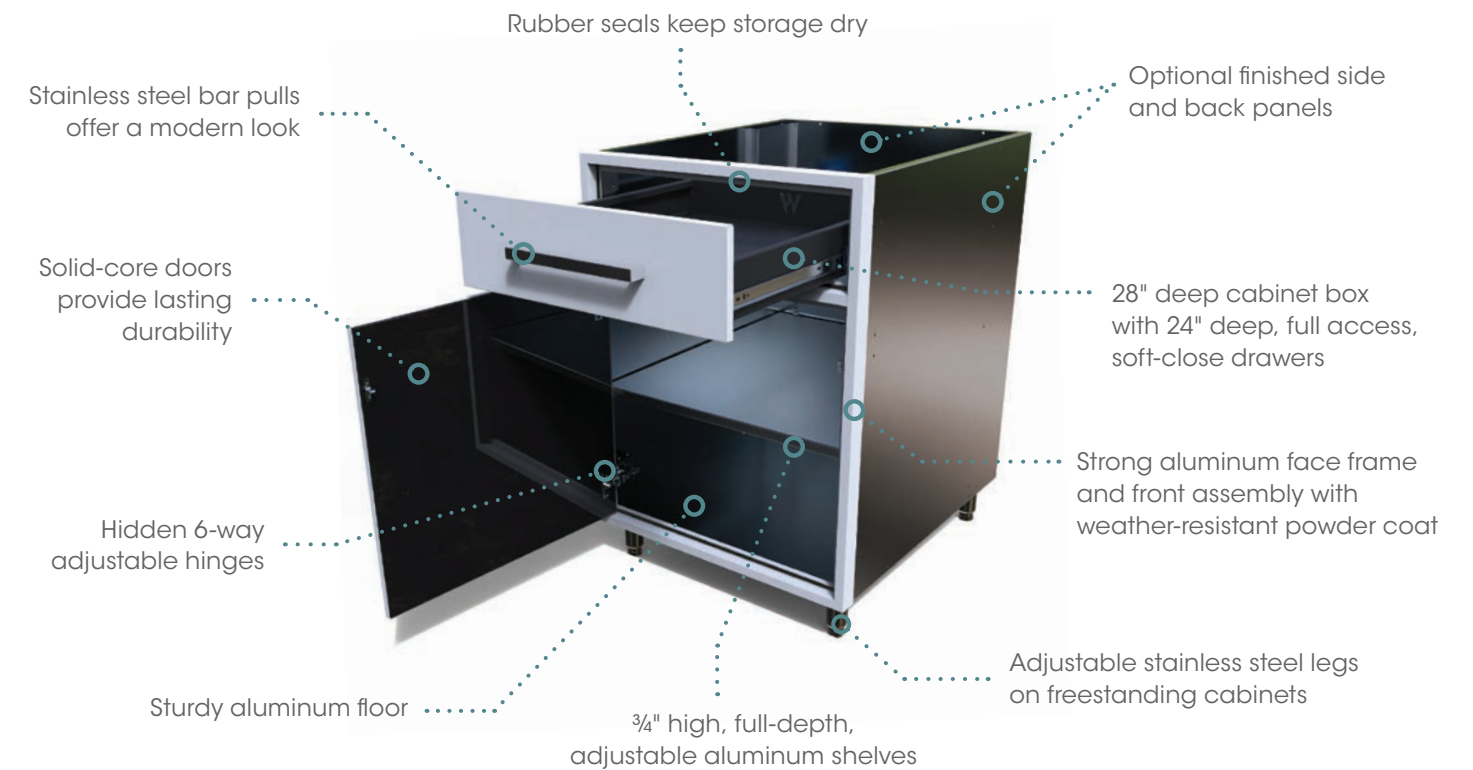


### LIGHTWEIGHT

Easy to handle and install.



## CONSTRUCTION FEATURES



WOLF ENDURANCE CABINETS ARE MADE FROM MORE THAN **25% RECYCLED MATERIALS**



## DOOR STYLES

Personalize your Wolf Endurance cabinets with two door styles that complement any outdoor decor. Our Flat panel style is a classic slab door. For added flair, choose our Shaker door style. Both are available in three finishes and feature solid-core construction for durability.

### FLAT DOOR STYLE

- Flat panel drawer front
- Slab door
- Inset door and drawer front create flush surface when they are fully closed
- Hardware included
- Available in three finishes
- Select cabinets available for Quick Ship delivery



White Ash Black

### SHAKER DOOR STYLE

- Flat panel drawer front
- Flat center door panel
- Inset door and drawer front create flush surface when they are fully closed
- Hardware included
- Available in three finishes
- Available special order only




White Ash Black

## QUICK SHIP CABINETS

 AVAILABLE FOR DELIVERY IN DAYS, NOT WEEKS.

These Wolf Endurance cabinets and accessories are in stock and ready to ship today with our **exclusive Quick Ship delivery**. Quick Ship—which delivers in days, not weeks—applies only to the Wolf Endurance cabinets below in our Flat door style in all three colors: Black, White and Ash. So, mix and match these sturdy, functional aluminum cabinets to complete your outdoor oasis or create a unique outdoor storage solution, and get it all delivered fast.




**GAS GRILL BASE**  
Width: 24"  
(GGBV24L)




**BASE, FOUR DRAWERS**  
Width: 24"  
(DB24)



**FINISHED SIDE PANEL**  
(FSP31)




**GAS GRILL BASE**  
Width: 42"  
(GGBV42)



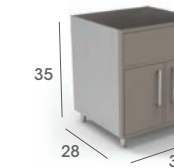
**SINK BASE**  
Width: 24"  
(SB24L, SB24R)



**FINISHED BACK PANEL**  
(Solid or Vented)



**BASE, FULL HEIGHT DOOR**  
Width: 24"  
(B24FHL, B24FHR)



**SINK BASE**  
Width: 36"  
(SB36)



**MOBILE BASE**  
Widths: 48" and 72"  
(MB48, MB72)



**BASE, ONE DRAWER**  
Width: 18"  
(B18L, B18R)




**BASE WASTE BASKET**  
Width: 24"  
(BWB24)




**BASE CORNER**  
Width: 48"  
(BC48L, BC48R)



**BASE, ONE DRAWER**  
Width: 24"  
(B24L, B24R)



**PROPANE BASE**  
Width: 18"  
(PPBV18L)



**ADJUSTABLE TOEKICK**  
Width: 96"  
(TOEKICKKIT)



# HARDSCAPE INSERT CABINETS



## TURN YOUR OUTDOOR AREA INTO THE ULTIMATE OASIS

Perfect for hardscape applications, these upscale insert cabinets are designed to be built into your stone, brick or stucco applications. Available as full enclosures or as door and frame only, Wolf Endurance hardscape insert cabinets provide the outdoor storage you need, fully assembled and ready to install.

Hardscape insert cabinets are available in two styles and three finishes:

\*Available special order only

### FLAT



White

Ash

Black

### SHAKER



White

Ash

Black



#### FULL HEIGHT DOOR INSERT

- One full height door
- Full enclosure
- One adjustable full depth shelf
- Cut-out dimension: 16½" W x 27½" H
- Available width: 18" (B18FHLHI, B18FHRHI)



#### FULL HEIGHT DOOR INSERT

- Two full height doors
- Full enclosure
- One adjustable full depth shelf
- Cut-out dimension (36"): 34½" W x 27½" H
- Available widths: 36" and 40" (B36FHHI, B40FHHI)



#### DOOR AND FRAME

- One full height door (specify left or right hinge)
- Door and frame assembly only
- Cut-out dimension: 22½" W x 27½" H
- Available width: 24" (B24FHLFFHI, B24FHRFFHI)



#### UNDER GRILL DOOR AND FRAME

- Two full height doors
- Door and frame assembly only
- Cut-out dimension (36"): 34½" W x 27½" H
- Cut-out dimension (40"): 38½" W x 27½" H
- Available widths: 36" and 40" (B36FHFFHI, B40FHFFHI)



#### DOOR AND DRAWER INSERT

- One door, one drawer
- Full enclosure
- One adjustable full depth shelf
- Cut-out dimension: 22½" W x 27½" H
- Available width: 24" (B24LHI, B24RHI)



#### DOOR AND DRAWER INSERT

- Two doors, one drawer
- Full enclosure
- One adjustable full depth shelf
- Cut-out dimension: 34½" W x 27½" H
- Available width: 36" (B36HI)



#### DRAWER INSERT

- Full enclosure
- Cut-out dimension: 22½" W x 27½" H
- Available width: 24" (DB24HI)



#### PROPANE PULL-OUT INSERT - VENTED

- One full height door
- Full enclosure
- No shelf
- Pull-out hold standard LP tanks
- Vented through door
- Cut-out dimension: 16½" W x 27½" H
- Available width: 18" (PPBV18HI)



#### UNDER GRILL INSERT

- Two full height doors
- Full enclosure
- No shelf
- Cut-out dimension (36"): 34½" W x 16½" H
- Cut-out dimension (40"): 38½" W x 16½" H
- Available widths: 36" and 40" (GU36HI, GU40HI)




#### UNDER GRILL DOOR AND FRAME

- Two full height doors
- Door and frame assembly only
- Cut-out dimension: 34½" W x 16½" H
- Available width: 36" (GU36FFHI)



#### WASTE BIN PULL-OUT INSERT

- One full height door
- Full enclosure
- No shelf
- Pull-out includes waste bin
- Cut-out dimension: 16½" W x 27½" H
- Available width: 18" (BWB18HI)



#### PAPER TOWEL HOLDER

- One door, bottom hinge
- Full enclosure
- Includes paper towel holder
- Cut-out dimension: 14½" W x 9½" H
- Available width: 16" (BPT16HI)






## ALUMINUM COUNTERTOPS

Complete your outdoor space with a beautiful and long-lasting aluminum countertop, designed and custom fabricated for your specific cabinet, appliance and sink layouts. Using the same exterior grade powder coating as our cabinets, these durable tops will withstand harsh outdoor environments, including salt air and water. They will not rust, corrode, swell, crack or warp and are highly resistant to scratching.


**Endurance Aluminum Countertops are available in four all-weather finishes:**



Textured Black



Walnut



Silver



Copper



## OUTDOOR CABINET COMBINATIONS

Wolf Endurance Outdoor Cabinets are easily paired to create stunning designs with simple installation. **Need a little inspiration?** Create your own perfect combination, or borrow one of ours.

See pages 10 & 11 for a few ideas to get you started.

**Endurance Outdoor Cabinets are available in three finishes:**



White



Ash



Black





# OUTDOOR CABINET COMBINATIONS

## COURTYARD

96" W x 28" D

- (1) B24L
- (1) B24FHL
- (1) B24FHR
- (1) BWB24
- (2) FSP31



All Wolf Endurance cabinet combinations shown here are available with Wolf's exclusive Quick Ship delivery.

## STAYCATION

84" W x 28" D

- (1) PPBV18L
- (1) GGBV42
- (1) BWB24
- (2) FSP31

For use with propane tank. For use with direct gas hookup, substitute B18L for PPBV18L



## BISTRO

48" W x 28" D

- (1) BWB24
- (1) B24R
- Optional Mobile Cart: MB48



## OASIS

108" W x 28" D

- (1) B24L
- (1) PPBV18L
- (1) GGBV42
- (1) BWB24
- (2) FSP31

For use with propane tank. For use with direct gas hookup, substitute B18L for PPBV18L



## REGAL

108" W x 109" D

- (1) SB36
- (1) BWB24
- (1) BC48R
- (1) PPBV18L
- (1) GGBV42
- (1) B18R
- (2) FSP31
- (2) FP3

For use with propane tank. For use with direct gas hookup, substitute B18L for PPBV18L

## CLASSIC

48" W x 28" D

- (1) B24FHL
- (1) B24FHR
- (1) MB48
- (2) FSP31
- Optional Mobile Cart: MB48



## WEEKENDER

60" W x 28" D

- (1) PPBV18L
- (1) GGBV42
- (2) FSP31

For use with propane tank. For use with direct gas hookup, substitute B18L for PPBV18L



## HAVEN

72" W x 28" D

- (1) B24FHL
- (1) DB24
- (1) B24FHR
- (2) FSP31
- Optional Mobile Cart: MB72



## MOBILE BASE

Available in two sizes—add to any combination

- 48" – MB48
- 72" – MB72



## ENTERTAINER

115" W x 90" D

- (1) PPBV18L
- (1) GGBV42
- (1) BWB24
- (1) BC48L
- (1) DB24
- (1) B18R
- (2) FP3
- (2) FSP31

For use with propane tank. For use with direct gas hookup, substitute B18L for PPBV18L

## GRILLMASTER

132" W x 28" D (with 36" wide grill)

- (1) B24FHL
- (1) BWB24
- Freestanding Grill
- (1) B24L
- (1) B24FHR
- (2) FSP31





TRANSFORMING  
HOMES FOR OVER

175  
— YEARS —

Wolf Home Products® is an innovator in the building products industry. We've cultivated more than 175 years of business experience into a total satisfaction guarantee. With our vast inventory of kitchen and bath, outdoor living and building products, we deliver your orders in a fraction of the time and ensure you get unparalleled value — when and where you need it. Wolf stands behind our service because, above all, Wolf stands behind you.



Find us on Instagram @[wolfhomeproducts](https://www.instagram.com/wolfhomeproducts)  
for inspiration on your next project!



Kitchen & Bath



Outdoor Living



Building Products

[wolfhomeproducts.com](https://www.wolfhomeproducts.com) | © 2020 Wolf Home Products. All Rights Reserved.

All photos are representative of product. Please review an actual product sample with your dealer before making your final selection. Information contained within is subject to change without notice.



END\_BRCH\_0920\_MS

CENTRALIA, IL  
866.755.7636

MOBERLY, MO  
800.892.5850

MT. PLEASANT, IA  
800.258.5809

SPRING HILL, KS  
800.490.4320

Proudly  
Supplied  
By



Visit our website at [www.midambuilding.com](https://www.midambuilding.com)