

Henry® DuraTac®

Self-Adhered Roofing System

For Commercial and Residential Applications



Self-Adhered Base Sheet

- Separate base sheet and cap sheet as part of the DuraTac® system
- Film top sheet provides an excellent bonding surface
- Easy to apply, self-adhered with split-back film release liner

Gross Coverage:
39.38" x 65.7' = 215 ft²
(1 m x 20 m = 20 m²)

Net Coverage: 200 ft² (18.6 m²)




Self-Adhered Cap Sheet

- Separate base sheet and cap sheet as part of the DuraTac® system
- Designed for application in new construction, re-roofing and retrofit roofing
- Factory applied surface granules enhance weathering resistance and surface durability
- Excellent for sloped and low sloped roofs

Gross Coverage:
39.38" x 32.8' = 108 ft²
(1 m x 10 m = 10 m²)

Net Coverage: 100 ft² (9.3 m²)



DESERT TAN



COOL GREY



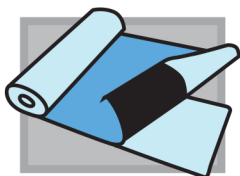
WEATHERED WOOD




BLACK



WHITE



Self-Adhered



Self-Gasketing



No Hot Asphalt or Torching

CENTRALIA, IL
866.755.7636

MOBERLY, MO
800.892.5850

MT. PLEASANT, IA
800.258.5809

SPRING HILL, KS
800.490.4320

Proudly
Supplied
By

