

2024

QUALITY EDGE

SPECIFICATION GUIDE

vol. 4



NATIONAL | SOUTHWEST | SOUTHEAST



NATIONAL PRODUCT OFFERING	1
SIDING & ACCESSORIES	
Steel Siding	3
Siding & Trim accessories	31
ROOFING ACCESSORIES	
Roofing Accessories	53
SOFFIT & ACCESSORIES	
Soffit	97
Fascia	117
Designer Accessories	125
TRIM COIL	
Trim Coil	131
RAINWARE	
Underdecking	153
Gutter Protection	163
Rainware	173
SOUTHWEST PRODUCT OFFERING	183
SOUTHEAST PRODUCT OFFERING	197



NATIONAL PRODUCT OFFERING



☆ MANUFACTURED &
DELIVERED FROM
WALKER, MI

Patents

VESTA STEEL SIDING®

U.S. Patents: 10,508,455 | 10,760,282

U.K. Patent: 2,588,713

Canadian Patent Pending

Copyrights

© Sand Dollar Woodgrain Artwork VAu1-378-183

© Driftwood Woodgrain Artwork VAu1-378-232

© Autumn Thistle Woodgrain Artwork VAu1-378-233


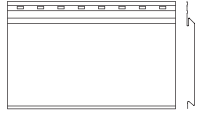
© Gilded Grain Woodgrain Artwork VAu 1-382-425

Building Codes & Best Practices

R703.3 Wall covering nominal thickness and attachments. The nominal thickness and attachment of exterior wall coverings shall be in accordance with Table R703.3, the wall covering material requirements of this section and the wall covering manufacturer's installation instructions.

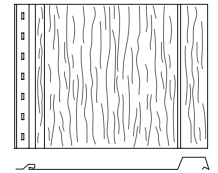
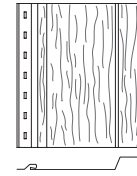
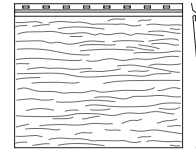
SOURCE: IRC 2018

STEEL SIDING



VESTA
5" Plank - Solid
5PS12
Steel 0.020"

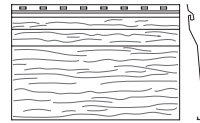
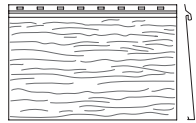
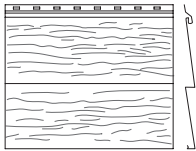
VESTA
5" Plank - Woodgrain
5PS8HD3
Steel 0.020"



TRUCEDAR®
Single 8"
S8S & S8SHD2
Steel 0.016"

TRUCEDAR®
6" Board & Batten
6BBS & 6BBSHD2
Steel 0.016"

TRUCEDAR®
10" Board & Batten
10BBS & 10BBSHD2
Steel 0.016"



TRUCEDAR®
Double 4"
D4S & D4SHD2
Steel 0.016"

TRUCEDAR®
Single 6"
S6S & S6SHD2
Steel 0.016"

TRUCEDAR®
Single 6" Dutch Lap
S6DLS & S6DLSHD2
Steel 0.016"

Siding that runs horizontally across your house from end to end is sometimes referred to as HORIZONTAL SIDING or LAP SIDING. Contractors generally use the words clapboard, lap siding and horizontal siding interchangeably.

DUTCH LAP SIDING has a simulated notch/bend along the top edge on the board or panel, which produces a distinct look that simulates a hand-cut notch in each board. Years ago, homeowners wanted more options than just the standard siding, so a carpenter would hand carve the notch along the top of each board. Since it was hand carved, the siding's beveled profile creates more shadowing, which can give a home a more complex texture and elevated design.

BOARD & BATTEN or VERTICAL SIDING is derived from the look of alternating wide boards and narrow wooden strips, called battens, and is traditionally made from wood. TruCedar Board & Batten siding provides the crisp look of real wood, without the need for scraping and repainting.

Vesta PLANK inspired by the beautiful aesthetic of shiplap, with solid and truly realistic woodgrains. Vesta Steel Siding® is engineered to deliver the weather-resistant performance of shiplap, with the added durability and benefit of no-maintenance steel siding.

VESTA STEEL SIDING®



Colors Featured: 480 Autumn Thistle [ATHS] & 463 Coal [COAL]

Real steel. Real deal.

Designed to challenge the status quo Vesta Steel Siding® is competitive in every way to the classic and upkeep-heavy, wood shiplap. Long and narrow panel seams create a subtle horizontal reveal for a distinctive building aesthetic, guaranteed to spark conversation.

With eleven colorful solid hues and six hand-painted HD3 woodgrains to choose from, the focus of the palette is designed to provide simple, inspiring, and limitless color pairings and assembly options to suit anyone with a taste for the bold.




Each color consists of six unique grain configurations designed to resemble the natural variation of stained woods that results when several features interact, including irregular grain, rays and color deposits on the surface of wood. And like real wood, it looks great up-close and at a distance.



From Left to Right:
 Row 1: 484 Dark Espresso [DRKE], 481 Driftwood [DFWD], 483 Sand Dollar [SNDRI],
 Row 2: 480 Autumn Thistle [ATHS], 485 Aged Walnut [AWAL], 482 Gilded Grain [GILD]



Vesta 5" Plank Profile in 470 Midnight Blue [MNBLU]


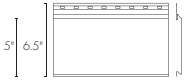






From Left to Right:

Row 1: 463 Coal [COAL], 414 Ironstone [IRNS], 462 Silver Lining [SVRL], 280 White [W]

Row 2: 470 Midnight Blue [MNBLU], 467 Evening Shade [EVES], 466 Tourmaline [TOUR], 465 Sea Glass [SEAG]

Row 3: 468 Fawn [FAWN], 469 Fresh Canvas [FCAN], 503 Eggshell [EGG]

DESCRIPTION	SKU	METAL/ THICKNESS	FINISH	LENGTH & SHIPPING
5" Plank Siding HD3 Woodgrain	5PS8HD3	Steel 0.020"	HD3 Woodgrain: Kynar® 500 CarbonTech90	8 ft length 15 pc/ctn 72 lb/ctn 36 ctn/plt 8 plt/trk ½ square
				
5" Plank Siding Solid	5PS12	Steel 0.020"	Solid: Kynar	12 ft length 10 pc/ctn 71 lb/ctn 36 ctn/plt 8 plt/trk ½ square
				
5" Plank Soffit HD3 Woodgrain	<i>Full Vent</i> 5PS8HD3V	Steel 0.020"	HD3 Woodgrain: Kynar® 500 CarbonTech90	8 ft length 15 pc/ctn 65 lb/ctn 36 ctn/plt 8 plt/trk ½ square
				
	<i>Solid</i> 5PS8HD3			
				
5" Plank Soffit Solid	<i>Full Vent</i> 5PS12V	Steel 0.020"	Solid: Kynar	12 ft length 10 pc/ctn 71 lb/ctn 36 ctn/plt 8 plt/trk ½ square
				
	<i>Solid</i> 5PS12			<i>Soffit available only in Coal, Ironstone and White</i>
				

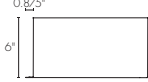
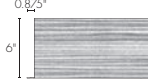



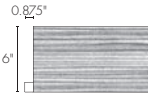
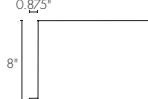

COLORS

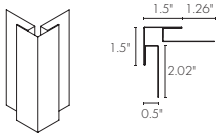
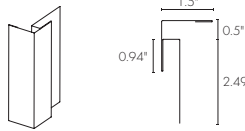
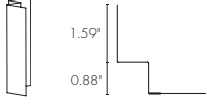
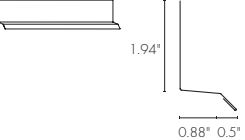

SOLID COLORS

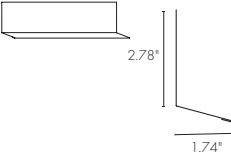
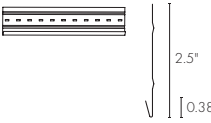
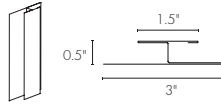
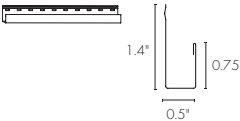
- 463 Coal [COAL]
- 503 Eggshell [EGG]
- 467 Evening Shade [EVES]
- 468 Fawn [FAWN]
- 469 Fresh Canvas [FCAN]
- 414 Ironstone [IRNS]
- 470 Midnight Blue [MNBLU]
- 465 Sea Glass [SEAG]
- 462 Silver Lining [SVRL]
- 466 Tourmaline [TOUR]
- 280 White [W]

HD3 WOODGRAIN COLORS

- 485 Aged Walnut [AWAL]
- 480 Autumn Thistle [ATHS]
- 484 Dark Espresso [DRKE]
- 481 Driftwood [DFWD]
- 482 Gilded Grain [GILD]
- 483 Sand Dollar [SNDR]

DESCRIPTION	SKU	METAL/ THICKNESS	FINISH	LENGTH & SHIPPING
6" Vesta Fascia Standard	6FSVS 6FSVSHD3	Steel 0.016"	Solid: Kynar HD3 Woodgrain: Kynar 500 CarbonTech90	12 ft length 10 pc/ctn 47 lb/ctn 30 ctn/plt 8 plt/trk
				
				
8" Vesta Fascia Standard	8FSVS 8FSVSHD3	Steel 0.016"	Solid: Kynar HD3 Woodgrain: Kynar 500 CarbonTech90	12 ft length 10 pc/ctn 51 lb/ctn 30 ctn/plt 8 plt/trk
				
				
6" Vesta Fascia & Lock Architectural	6FSVSL 6FSVSLHD3	Steel 0.016"	Solid: Kynar HD3 Woodgrain: Kynar 500 CarbonTech90	10 ft length 6 pc/ctn 47 lb/ctn 30 ctn/plt 8 plt/trk
				
				
8" Vesta Fascia & Lock Architectural	8FSVSL 8FSVSLHD3	Steel 0.016"	Solid: Kynar HD3 Woodgrain: Kynar 500 CarbonTech90	10 ft length 6 pc/ctn 51 lb/ctn 30 ctn/plt 8 plt/trk
				
				

DESCRIPTION	SKU	METAL/ THICKNESS	FINISH	LENGTH & SHIPPING
Outside Corner Post Dual Nail Flange 	OCPVS OCPVSHD3	Steel 0.016"	Solid: Kynar HD3 Woodgrain: Kynar 500 CarbonTech90	10 ft length 6 pc/ctn 54 lb/ctn 12 ctn/plt 10 plt/trk
Outside Corner Post Single Nail Flange 	OCPSP OCPSPHD3	Steel 0.016"	Solid: Kynar HD3 Woodgrain: Kynar 500 CarbonTech90	10 ft length 10 pc/ctn 42 lb/ctn 20 ctn/plt 8 plt/trk
Inside Corner Block 	ICBPS ICBHD3	Steel 0.016"	Solid: Kynar HD3 Woodgrain: Kynar 500 CarbonTech90	10 ft length 10 pc/ctn 24 & 27 lb/ctn 20 ctn/plt 8 plt/trk
Drip Cap 	DCP DCPHD3	Steel 0.016"	Solid: Kynar HD3 Woodgrain: Kynar 500 CarbonTech90	10 ft length 10 pc/ctn 21 lb/ctn 15 ctn/plt 8 plt/trk
L-Flashing 	L58S L58SHD3	Steel 0.016"	Solid: Kynar HD3 Woodgrain: Kynar 500 CarbonTech90	10 ft length 25 pc/ctn 34 lb/ctn 40 ctn/plt 8 plt/trk

DESCRIPTION	SKU	METAL/ THICKNESS	FINISH	LENGTH & SHIPPING
Brick Ledge Flashing 	BLFP BLFPHD3	Steel 0.016"	Solid: Kynar HD3 Woodgrain: Kynar 500 CarbonTech90	10 ft length 10 pc/ctn 28 lb/ctn 40 ctn/plt 8 plt/trk
Plank Starter Strip 	PSS PSSH3	Steel 0.016"	Solid: Kynar HD3 Woodgrain: Kynar 500 CarbonTech90	10 ft length 10 pc/ctn 49 lb/ctn 40 ctn/plt 8 plt/trk
H-Channel 	5HCP 5HCPHD3	Steel 0.016"	Solid: Kynar HD3 Woodgrain: Kynar 500 CarbonTech90	10 ft length 10 pc/ctn 26 lb/ctn 15 ctn/plt 8 plt/trk
J-Channel 	J5P J5PHD3	Steel 0.016"	Solid: Kynar HD3 Woodgrain: Kynar 500 CarbonTech90	12 ft length 25 pc/ctn 48 lb/ctn 40 ctn/plt 8 plt/trk

COLORS

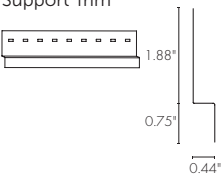
SOLID COLORS

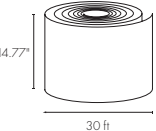
- 463 Coal [COAL]
- 503 Eggshell [EGG]
- 467 Evening Shade [EVES]
- 468 Fawn [FAWN]
- 469 Fresh Canvas [FCAN]
- 414 Ironstone [IRNS]
- 470 Midnight Blue [MNBLU]
- 465 Sea Glass [SEAG]
- 462 Silver Lining [SVRL]
- 466 Tourmaline [TOUR]
- 280 White [W]


HD3 WOODGRAIN COLORS

- 485 Aged Walnut [AWAL]
- 480 Autumn Thistle [ATHS]
- 484 Dark Espresso [DRKE]
- 481 Driftwood [DFWD]
- 482 Gilded Grain [GILD]
- 483 Sand Dollar [SNDR]

VESTA | ACCESSORIES CONTINUED

DESCRIPTION	SKU	METAL/ THICKNESS	FINISH	LENGTH & SHIPPING
Support Trim 	PST	Steel 0.016"	Mill	10 ft length 10 pc/ctn 16 lb/ctn 15 ctn/plt 8 plt/trk

14.77" x 30 ft Trim Coil 	T1430SM T1430SMHD3	Steel 0.016"	Solid: Kynar HD3 Woodgrain: Kynar 500 CarbonTech90	30 ft length 1 roll 29 lb/ctn 32 ctn/plt 26 plt/trk
--	-----------------------	--------------	--	---

DESCRIPTION	SKU	FINISH	LENGTH & SHIPPING	COLOR AVAILABILITY
Touch-Up Paint 	BRUSH BRUSHHD3	PVDF	1 pc/ctn	463 Coal [COAL] 503 Eggshell [EGG] 467 Evening Shade [EVES] 468 Fawn [FAWN] 469 Fresh Canvas [FCAN] 414 Ironstone [IRNS] 470 Midnight Blue [MNBLU] 465 Sea Glass [SEAG] 462 Silver Lining [SVRL] 466 Tourmaline [TOUR] 280 White [W] 485 Aged Walnut [AWAL] 480 Autumn Thistle [HD2ENG] 484 Dark Espresso [DRKE] 481 Driftwood [GDSK] 482 Gilded Grain [GILD] 483 Sand Dollar [SVRL]

Saw Blade 	7.25SSB	Carbide Tipped Blade	1 pc/ctn	
---	---------	----------------------	----------	--

COLORS

SOLID COLORS

463 Coal [COAL]	470 Midnight Blue [MNBLU]
503 Eggshell [EGG]	465 Sea Glass [SEAG]
467 Evening Shade [EVES]	462 Silver Lining [SVRL]
468 Fawn [FAWN]	466 Tourmaline [TOUR]
469 Fresh Canvas [FCAN]	280 White [W]
414 Ironstone [IRNS]	

HD3 WOODGRAIN COLORS

485 Aged Walnut [AWAL]
480 Autumn Thistle [ATHS]
484 Dark Espresso [DRKE]
481 Driftwood [DFWD]
482 Gilded Grain [GILD]
483 Sand Dollar [SNDR]



1. Plank Panel
8 ft woodgrain panels and 12 ft solid panels

2. Plank Starter Strip
Secures the first row of panels to the wall. Color matched starter strip for the panels to hook into.

3. Outside Corner Post
Installed at the outside corner of the wall, allowing siding to be inserted on both sides.

4. Inside Corner Block
Used to flash inside corners. Use with or without J-Channel.

5. J-Channel
Installed around windows and doors, also used to cap the last row of panels.

6. L-Flashing
Install as an alternative to J-Channel on the sides of windows or doors.

7. Plank Drip Cap
Installed above windows and doors to keep water away. Also used as a starter when installing panels vertical. Drip Cap is color matched.

8. Trim Coil
Used to make custom parts and flashing on site.

9. Support Trim
Used to support the last row of panels, must be installed inside of J-channel, the cut piece of siding is inserted in between the support trim and J-channel.

Brick Ledge Flashing
Installed over a brick or stone wall transition to keep water out.

H-Channel
Used as a transition/seam from solid or woodgrain finish on the wall.

TRUCEDAR®

STEEL SIDING



Color Featured: M16 Cider Mill [CID]

A tru difference maker.

Quality Edge believes in manufacturing innovation that endures from materials that last. TruCedar® Steel Siding utilizes one of the strongest, most versatile and recyclable materials on our planet, reducing your carbon footprint and safeguarding against costly repairs.

From pencil sketch to finished profile, our entire siding collection was expertly engineered to blend the best of both durability and aesthetic. TruCedar Siding's steel core provides unmatched impact resistance that doesn't crack, melt or wick water like other siding materials and perfectly mimics the look of real wood siding in a range of curated color options.



TRUCEDAR® SOLID COLORS



TRUCEDAR® HD2 COLORS



From Left to Right:

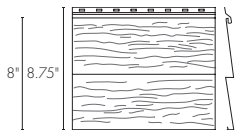

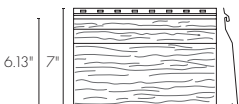
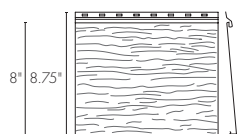
Row 1: 411 Cottage Red [CRED], 307 Ripe Olive [RO], 470 Midnight Blue [MNBLU], 405 Foothill Blue [FHB], 467 Evening Shade [EVES]

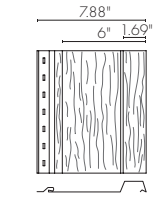
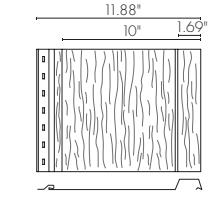
Row 2: 425 Statuary Bronze [STB], 414 Ironstone [IRNS], 415 Gray Dusk [GDSK], 462 Silver Lining [SVRL], 805 Pewter [P805], 280 White [W]

Row 3: 410 Thatch [THA], 468 Fawn [FAWN] 509 Norwood [NOR], 401 Bennington Beige [BENB], 469 Fresh Canvas [FCAN], 503 Eggshell [EGG]

Row 5: 106 Timber Ash [TASH], M15 Napa Vine [NAP], 109 Cedar [CDR]

Row 6: M17 English Saddle [ENG], M16 Cider Mill [CID], 416 Spruce [SPR], 108 Weathered Wood [WWD]

DESCRIPTION	SKU	METAL/ THICKNESS	FINISH	LENGTH & SHIPPING
Double 4" 	D4S D4SHD2	Steel 0.016"	Kynar CarbonTech60	12 ft 6 1/2" ft length 12 pc/ctn 94 lb/ctn 32 ctn/plt 8 plt/trk 1 square
Single 6" 	S6S S6SHD2	Steel 0.016"	Kynar CarbonTech60	12 ft 6 1/2" ft length 8 pc/ctn 60 lb/ctn 30 ctn/plt 8 plt/trk 1/2 square
Single 6" Foam Backed	S6FBS S6FBSHD2	Steel 0.016"	Kynar CarbonTech60	
Single 6" Dutch Lap 	S6DLS S6DLSHD2	Steel 0.016"	Kynar CarbonTech60	12 ft 6 1/2" ft length 8 pc/ctn 60 lb/ctn 30 ctn/plt 8 plt/trk 1/2 square
Single 6" Dutch Lap Foam Backed	S6DLFBS S6DLFBSHD2	Steel 0.016"	Kynar CarbonTech60	
Single 8" 	S8S S8SHD2	Steel 0.016"	Kynar CarbonTech60	12 ft 6 1/2" ft length 12 pc/ctn 88 lb/ctn 30 ctn/plt 8 plt/trk 1 square

DESCRIPTION	SKU	METAL/ THICKNESS	FINISH	LENGTH & SHIPPING
6" Board & Batten 	6BBS 6BBSHD2	Steel 0.016"	Kynar CarbonTech60	10 ft length 10 pc/ctn 62 lb/ctn 30 ctn/plt 8 plt/trk 1/2 square
10" Board & Batten 	10BBS 10BBSHD2	Steel 0.016"	Kynar CarbonTech60	10 ft length 6 pc/ctn 56 lb/ctn 30 ctn/plt 8 plt/trk 1/2 square

COLORS

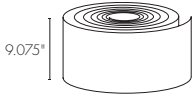
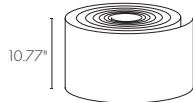
SOLID COLORS

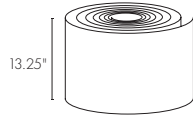
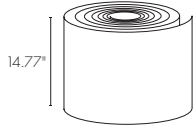
- 401 Bennington Beige [BENB]
- 411 Cottage Red [CRED]
- 503 Eggshell [EGG]
- 467 Evening Shade [EVES]
- 468 Fawn [FAWN]
- 405 Foothill Blue [FHB]
- 469 Fresh Canvas [FCAN]
- 415 Gray Dusk [GDSK]

- 414 Ironstone [IRNS]
- 470 Midnight Blue [MNBULU]
- 509 Norwood [NOR]
- 805 Pewter [P805]
- 307 Ripe Olive [RO]
- 462 Silver Lining [SVRL]
- 425 Statuary Bronze [STB]
- 410 Thatch [THA]
- 280 White [W]

HD2 WOODGRAIN COLORS

- 109 Cedar [CDR]
- M16 Cider Mill [CID]
- M17 English Saddle [ENG]
- M15 Napa Vine [NAP]
- 416 Spruce [SPR]
- 106 Timber Ash [TASH]
- 108 Weathered Wood [WWD]

DESCRIPTION	SKU	METAL/ THICKNESS	FINISH	LENGTH & SHIPPING
9.075" Seamless Siding 	SSC9.075	Steel	Kynar	1 roll
	SSC9.075HD2	0.016"	CarbonTech60	500 lb/roll 1 ctn/plt 55 plt/trk
	MSSC9.075	Steel	Kynar	1 roll
	MSSC9.075HD2	0.016"	CarbonTech60	350 lb/roll 1 ctn/plt 55 plt/trk
10.77" Seamless Siding 	SSC10.77	Steel	Kynar	1 roll
	SSC10.77HD2	0.016"	CarbonTech60	700 lb/roll 1 ctn/plt 55 plt/trk
	MSSC10.77	Steel	Kynar	1 roll
	MSSC10.77HD2	0.016"	CarbonTech60	350 lb/roll 1 ctn/plt 55 plt/trk

DESCRIPTION	SKU	METAL/ THICKNESS	FINISH	LENGTH & SHIPPING
13.25" Seamless Siding 	SSC13.25	Steel	Kynar	1 roll
	SSC13.25HD2	0.016"	CarbonTech60	700 lb/roll 1 ctn/plt 55 plt/trk
	MSSC13.25	Steel	Kynar	1 roll
	MSSC13.25HD2	0.016"	CarbonTech60	350 lb/roll 1 ctn/plt 55 plt/trk
14.77" Seamless Siding 	SSC14.77	Steel	Kynar	1 roll
	SSC14.77HD2	0.016"	CarbonTech60	700 lb/roll 1 ctn/plt 55 plt/trk
	MSSC14.77	Steel	Kynar	1 roll
	MSSC14.77HD2	0.016"	CarbonTech60	350 lb/roll 1 ctn/plt 55 plt/trk

COLORS

SOLID COLORS

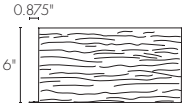
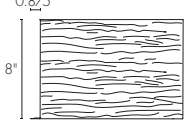
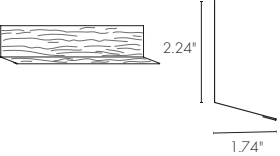
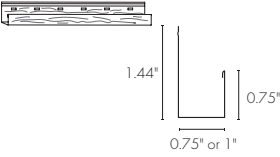
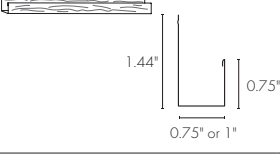
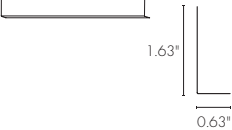
- 401 Bennington Beige [BENB]
- 411 Cottage Red [CRED]
- 503 Eggshell [EGG]
- 467 Evening Shade [EVES]
- 468 Fawn [FAWN]
- 405 Foothill Blue [FHB]
- 469 Fresh Canvas [FCAN]
- 415 Gray Dusk [GDSK]

- 414 Ironstone [IRNS]
- 470 Midnight Blue [MNBLU]
- 509 Norwood [NOR]
- 805 Pewter [P805]
- 307 Ripe Olive [RO]
- 462 Silver Lining [SVRL]
- 425 Statuary Bronze [STB]
- 410 Thatch [THA]
- 280 White [W]

HD2 WOODGRAIN COLORS

- 109 Cedar [CDR]
- M16 Cider Mill [CID]
- M17 English Saddle [ENG]
- M15 Napa Vine [NAP]
- 416 Spruce [SPR]
- 106 Timber Ash [TASH]
- 108 Weathered Wood [WWD]

TRUCEDAR® | ACCESSORIES

DESCRIPTION	SKU	METAL/ THICKNESS	FINISH	LENGTH & SHIPPING
6" TruCedar® Fascia 	6FSS 6FSSHD2	Steel 0.016"	Kynar CarbonTech60	12 ft length 10 pc/ctn 54 lb/ctn 30 ctn/plt 8 plt/trk
8" TruCedar® Fascia 	8FSS 8FSSHD2	Steel 0.016"	Kynar CarbonTech60	12 ft length 10 pc/ctn 69 lb/ctn 30 ctn/plt 8 plt/trk
Brick Ledge Flashing 	BLF BLFHD2	Steel 0.016"	Kynar CarbonTech60	10 ft length 10 pc/ctn 24 lb/ctn 40 ctn/plt 8 plt/trk
(0.75") ¾" J-Channel 	J75S J75SHD2	Steel 0.016"	Kynar CarbonTech60	12 ft length 25 pc/ctn 54 lb/ctn 40 ctn/plt 8 plt/trk
1" J-Channel 	J1S J1SHD2	Steel 0.016"	Kynar CarbonTech60	10 ft length 25 pc/ctn 41 lb/ctn 40 ctn/plt 8 plt/trk
(0.625") 5/8" L-Channel (Not Embossed) 	L58S L58SHD2	Steel 0.016"	Kynar CarbonTech60	10 ft length 25 pc/ctn 34 lb/ctn 40 ctn/plt 8 plt/trk

COLORS

SOLID COLORS

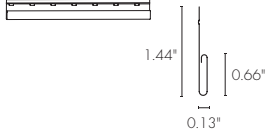
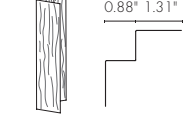
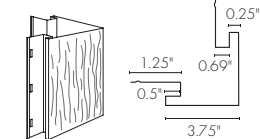
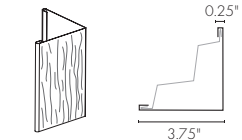
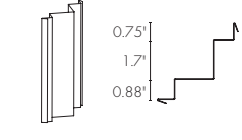
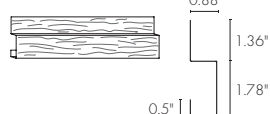
- 401 Bennington Beige [BENB]
- 411 Cottage Red [CRED]
- 503 Eggshell [EGG]
- 467 Evening Shade [EVES]
- 468 Fawn [FAWN]
- 405 Foothill Blue [FHB]
- 469 Fresh Canvas [FCAN]
- 415 Gray Dusk [GDSK]

- 414 Ironstone [IRNS]
- 470 Midnight Blue [MNBLU]
- 509 Norwood [NOR]
- 805 Pewter [P805]
- 307 Ripe Olive [RO]
- 462 Silver Lining [SVRL]
- 425 Statuary Bronze [STB]
- 410 Thatch [THA]
- 280 White [W]

HD2 WOODGRAIN COLORS

- 109 Cedar [CDR]
- M16 Cider Mill [CID]
- M17 English Saddle [ENG]
- M15 Napa Vine [NAP]
- 416 Spruce [SPR]
- 106 Timber Ash [TASH]
- 108 Weathered Wood [WWD]

TRUCEDAR® | ACCESSORIES

DESCRIPTION	SKU	METAL/ THICKNESS	FINISH	LENGTH & SHIPPING
(0.625") 5/8" Undersill (Not Embossed) 	UTS UTSHD2	Steel 0.016"	Kynar CarbonTech60	12 ft length 25 pc/ctn 40 lb/ctn 40 ctn/plt 8 plt/trk
1-Piece Inside Corner Block 	ICB ICBHD2	Steel 0.016"	Kynar CarbonTech60	10 ft length 10 pc/ctn 24 lb/ctn 15 ctn/plt 8 plt/trk
1-Piece Outside Corner Post Corner Post 	OCPS OCPSHD2	Steel 0.016"	Kynar CarbonTech60	10 ft length 10 pc/ctn 78 lb/ctn 15 ctn/plt 8 plt/trk
2-Piece Outside Corner Post Cap 	OCPS2P OCPS2PHD2	Steel 0.016"	Kynar CarbonTech60	10 ft length 10 pc/ctn 47.5 lb/ctn 15 ctn/plt 8 plt/trk
2-Piece Outside Corner Post Base 	OCPB	Steel 0.016"	Kynar CarbonTech60	10 ft length 10 pc/ctn 44 lb/ctn 15 ctn/plt 8 plt/trk <i>Black only</i>
Batten Trim (Used for Board & Batten) 	BT10 BT10HD2	Steel 0.016"	Kynar CarbonTech60	10 ft length 10 pc/ctn 30 lb/ctn 30 ctn/plt 8 plt/trk

TRUCEDAR® | ACCESSORIES

DESCRIPTION	SKU	METAL/ THICKNESS	FINISH	LENGTH & SHIPPING
Z-Flashing (Used for Board & Batten)	BBZT10 BBZT10HD2	Steel 0.016"	Kynar CarbonTech60	10 ft length 10 pc/ctn 18 lb/ctn 40 ctn/plt 8 plt/trk
14.77" x 30 ft Trim Coil (TruCedar Embossed)	T1430S T1430SHD2	Steel 0.016"	Kynar CarbonTech60	30 ft length 1 roll 29 lb/ctn 40 ctn/plt 8 plt/trk
3" Starter Strip	3SSGAL	Steel 0.0155"	Mill	10 ft length 25 pc/ctn 40 lb/ctn 72 ctn/plt 10 plt/trk
4" Starter Strip	4SSGAL	Steel 0.0155"	Mill	10 ft length 20 pc/ctn 48 lb/ctn 63 ctn/plt 10 plt/trk
Touch-Up Paint	BRUSH BRUSHHD2	-	PVDF	1 pc
Saw Blade	7.25SSB	-	Carbide Tipped Blade	1 pc

COLORS

SOLID COLORS

401 Bennington Beige [BENB]
411 Cottage Red [CREG]
503 Eggshell [EGG]
467 Evening Shade [EVES]
468 Fawn [FAWN]
405 Foothill Blue [FHB]
469 Fresh Canvas [FCAN]
415 Gray Dusk [GDASK]

414 Ironstone [IRNS]
470 Midnight Blue [MNBLU]
509 Norwood [NOR]
805 Pewter [P805]
307 Ripe Olive [RO]
462 Silver Lining [SVRL]
425 Statuary Bronze [STB]
410 Thatch [THA]
280 White [W]

HD2 WOODGRAIN COLORS

109 Cedar [CDR]
M16 Cider Mill [CID]
M17 English Saddle [ENG]
M15 Napa Vine [NAP]
416 Spruce [SPR]
106 Timber Ash [TASH]
108 Weathered Wood [WWD]



1. Siding

Horizontal siding offered in Double 4", Single 6", Single 6" Dutch Lap and Single 8". Vertical siding offered in 6" & 10" Board and Batten profiles.

2. J-Channel

Use to cover cut edges of siding. Also used around sides and tops of windows and doors, eave line of gables, roof line of rakes, and in other areas where panel must be cut or notched.

3. L-Channel

Install as an alternative to J-Channel on the sides of windows or doors.

4. Undersill

Use to cover cut edge of panel.

5. 1 & 2-Piece Outside Corner Post

Installed at the outside corner of the wall, allowing siding to be inserted on both sides.

6. Inside Corner Block

Use to flash inside corners.

7. Trim Coil

Use for custom flashing.

8. Starter Strip

Secures the first row of panels to the wall. Needed for both lap and Board & Batten applications.

9. Batten Trim

Use at base of Board & Batten panels to close the openings of the battens. Adds an authentic look as a starter.

10. Fascia

Pre-engineered Fascia that saves time and looks great.

Z-Flashing

Use with Board & Batten to connect panels longer than 10 ft high.

Brick Ledge Flashing



Installed over a brick or stone wall transition to keep water out.

Building Codes & Best Practices

R703.3 Flashings. Approved corrosion-resistant flashing shall be applied shingle-fashion in a manner to prevent entry of water into the wall cavity or penetration of water in the building structural framing.

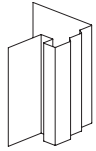
SOURCE: IRC 2018

SIDING & TRIM ACCESSORIES



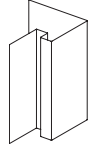
From Left to Right:

- Row 1: 518 Black [BLK], 511 Terratone [TER], 502 Brown [B], 507 Mocha [MOC], 508 Musket [MUS]
- Row 2: 522 Forest [FOR], 411 Cottage Red [CRED], 470 Midnight Blue [MNBLU], 467 Evening Shade [EVES], 468 Fawn [FAWN]
- Row 3: 414 Ironstone [IRNS], 605 Eldridge Gray [EG], 204 Granite [GRT204], 462 Silver Lining [SVRL], 805 Pewter [P805]
- Row 4: 509 Norwood [NOR], 807 Clay [C], 177 Sandy Beige [SB177], 819 Herringbone [HER], 469 Fresh Canvas [FCAN]
- Row 5: 809 Wicker [WIC], 327 Desert Tan [DTAN], 606 Cozy Cottage [CC], 827 Champagne [CAB], 503 Eggshell [EGG]
- Row 6: 523 Snowmist [SMT], 280 White [W]



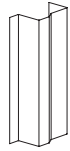
BRICK MOLD

BK10
Aluminum 0.024"




FLAT CASING

FC10
Aluminum 0.024"




ANDERSEN BRICK

AB
Aluminum 0.019"




DRIP CAP

Available in multiple size and thickness combinations.
Available in Aluminum and Steel




Z-FLASHINGS

Available in multiple sizes
Aluminum 0.019"



ROOF-TO-WALL FLASHINGS

Available in multiple sizes
Aluminum 0.019"



H-MOLD

Available in multiple sizes in smooth and woodgrain
Aluminum 0.019"



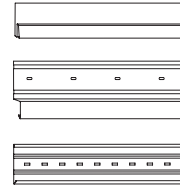
UTILITY TRIM

UT10
Aluminum 0.019"



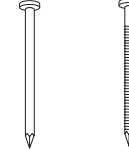
UTILITY MOLDING

UM10
Aluminum 0.019"



STARTER STRIP

Available in multiple size, style and thickness combinations.
Available in Steel



1 1/4" TRIM NAILS

NSS: Steel
N: Aluminum



12 oz. SPRAY PAINT

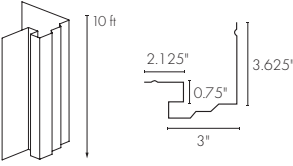
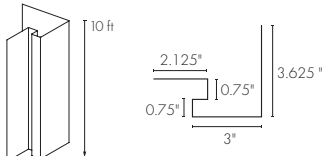
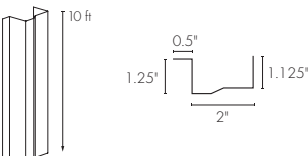
P16




TRUWRAP WINDOW FLASHING


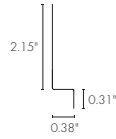
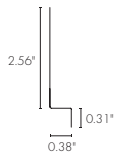
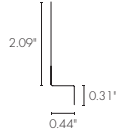
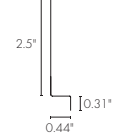
WF4X100: Tape Material

Window & Door Trim


DESCRIPTION	SKU	METAL/ THICKNESS	FINISH	LENGTH & SHIPPING	COLOR AVAILABILITY
3" Brick Mold	BK10	Aluminum 0.024"	Q800 TuffTech	10 ft length 7 pc/ctn 20 lb/ctn 25 ctn/plt 10 plt/trk	System Colors
					
3" Flat Casings	FC10	Aluminum 0.024"	Q800 TuffTech	10 ft length 7 pc/ctn 20 lb/ctn 25 ctn/plt 10 plt/trk	System Colors
					
Andersen Brick	AB	Aluminum 0.019"	Q800 TuffTech	10 ft length 20 pc/ctn 20 lb/ctn 48 ctn/plt 10 plt/trk	System Colors
					

Drip Cap

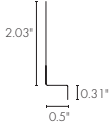
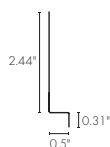

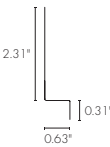

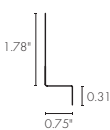



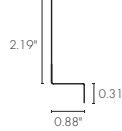

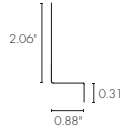
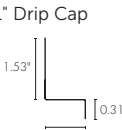

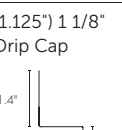
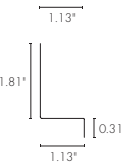
DESCRIPTION	SKU	METAL/ THICKNESS	FINISH	LENGTH & SHIPPING	COLOR AVAILABILITY
(0.3125") 5/16" Drip Cap	ADC.3125	Aluminum 0.019"	Q800 TuffTech Mill	10 ft length 25 pc/ctn 14 lb/ctn 72 ctn/plt 10 plt/trk	System Colors 000 Mill [M]
					
(0.375") 3/8" Drip Cap	ADC.375	Aluminum 0.019"	Q800 TuffTech Mill	10 ft length 25 pc/ctn 14 lb/ctn 72 ctn/plt 10 plt/trk	System Colors 000 Mill [M]
					
SDC28G.375		Steel 0.013"	Q800 TuffTech Mill	10 ft length 25 pc/ctn 34 lb/ctn 72 ctn/plt 10 plt/trk	518 Black [BLK] 502 Brown [B] 807 Clay [C] 522 Forest [FOR] 523 Snowmist [SMT] 511 Terratone [TER] 000 Mill [M]
					
(0.4375") 7/16" Drip Cap	ADC.4375	Aluminum 0.019"	Q800 TuffTech Mill	10 ft length 25 pc/ctn 14 lb/ctn 72 ctn/plt 10 plt/trk	System Colors 000 Mill [M]
					
SDC28G.4375		Steel 0.013"	Q800 TuffTech Mill	10 ft length 25 pc/ctn 34 lb/ctn 72 ctn/plt 10 plt/trk	518 Black [BLK] 502 Brown [B] 807 Clay [C] 522 Forest [FOR] 523 Snowmist [SMT] 511 Terratone [TER] 000 Mill [M]
					

Drip Cap




10 ft length

DESCRIPTION	SKU	METAL/ THICKNESS	FINISH	LENGTH & SHIPPING	COLOR AVAILABILITY
(0.5") ½" Drip Cap	ADC.5	Aluminum 0.019"	Q800 TuffTech	10 ft length	System Colors
			Mill	25 pc/ctn 14 lb/ctn 72 ctn/plt 10 plt/trk	000 Mill [M]
	SDC28G.5	Steel 0.013"	Q800 TuffTech	10 ft length	518 Black [BLK] 502 Brown [B] 807 Clay [C] 522 Forest [FOR] 523 Snowmist [SMT] 511 Terratone [TER]
			Mill	25 pc/ctn 34 lb/ctn 72 ctn/plt 10 plt/trk	000 Mill [M]
	ADC.625	Aluminum 0.019"	Q800 TuffTech	10 ft length	System Colors
			Mill	25 pc/ctn 14 lb/ctn 72 ctn/plt 10 plt/trk	000 Mill [M]
(0.625") 5/8" Drip Cap	ADC.625	Aluminum 0.019"	Q800 TuffTech	10 ft length	System Colors
			Mill	25 pc/ctn 14 lb/ctn 72 ctn/plt 10 plt/trk	000 Mill [M]
	SDC28G.625	Steel 0.013"	Q800 TuffTech	10 ft length	518 Black [BLK] 502 Brown [B] 807 Clay [C] 522 Forest [FOR] 523 Snowmist [SMT] 511 Terratone [TER] 000 Mill [M]
			Mill	25 pc/ctn 34 lb/ctn 72 ctn/plt 10 plt/trk	000 Mill [M]
	ADCBLD.625	Aluminum 0.011"	Q800 TuffTech	10 ft length	502 Brown [B] 280 White [W]
			Mill	25 pc/ctn 10 lb/ctn 72 ctn/plt 10 plt/trk	000 Mill [M]
	ADC.75	Aluminum 0.019"	Q800 TuffTech	10 ft length	System Colors
			Mill	25 pc/ctn 14 lb/ctn 72 ctn/plt 10 plt/trk	000 Mill [M]
(0.75") ¾" Drip Cap	ADC.75	Aluminum 0.019"	Q800 TuffTech	10 ft length	System Colors
			Mill	25 pc/ctn 14 lb/ctn 72 ctn/plt 10 plt/trk	000 Mill [M]
	SDC28G.75	Steel 0.013"	Q800 TuffTech	10 ft length	518 Black [BLK] 502 Brown [B] 807 Clay [C] 522 Forest [FOR] 523 Snowmist [SMT] 511 Terratone [TER]
			Mill	25 pc/ctn 34 lb/ctn 72 ctn/plt 10 plt/trk	000 Mill [M]
					

DESCRIPTION	SKU	METAL/ THICKNESS	FINISH	LENGTH & SHIPPING	COLOR AVAILABILITY
(0.875") 7/8" Drip Cap	ADC.875	Aluminum 0.019"	Q800 TuffTech	10 ft length	System Colors
			Mill	25 pc/ctn 14 lb/ctn 72 ctn/plt 10 plt/trk	000 Mill [M]
	SDC28G.875	Steel 0.013"	Q800 TuffTech	10 ft length	518 Black [BLK] 502 Brown [B] 807 Clay [C] 522 Forest [FOR] 523 Snowmist [SMT] 511 Terratone [TER]
			Mill	25 pc/ctn 34 lb/ctn 72 ctn/plt 10 plt/trk	000 Mill [M]
	ADCBLD.875	Aluminum 0.011"	Q800 TuffTech	10 ft length	502 Brown [B] 280 White [W]
			Mill	25 pc/ctn 10 lb/ctn 72 ctn/plt 10 plt/trk	000 Mill [M]
	ADC.1.0	Aluminum 0.019"	Q800 TuffTech	10 ft length	System Colors
			Mill	25 pc/ctn 14 lb/ctn 72 ctn/plt 10 plt/trk	000 Mill [M]
1" Drip Cap	ADC.1.0	Aluminum 0.019"	Q800 TuffTech	10 ft length	System Colors
			Mill	25 pc/ctn 14 lb/ctn 72 ctn/plt 10 plt/trk	000 Mill [M]
	SDC28G1	Steel 0.013"	Q800 TuffTech	10 ft length	518 Black [BLK] 502 Brown [B] 807 Clay [C] 522 Forest [FOR] 523 Snowmist [SMT] 511 Terratone [TER]
			Mill	25 pc/ctn 34 lb/ctn 72 ctn/plt 10 plt/trk	000 Mill [M]
	ADC.1.125	Aluminum 0.019"	Q800 TuffTech	10 ft length	System Colors
			Mill	25 pc/ctn 14 lb/ctn 72 ctn/plt 10 plt/trk	000 Mill [M]
(1.125") 1 1/8" Drip Cap	ADC.1.125	Aluminum 0.019"	Q800 TuffTech	10 ft length	System Colors
			Mill	25 pc/ctn 14 lb/ctn 72 ctn/plt 10 plt/trk	000 Mill [M]
	SDC28G1.125	Steel 0.013"	Q800 TuffTech	10 ft length	518 Black [BLK] 502 Brown [B] 807 Clay [C] 522 Forest [FOR] 523 Snowmist [SMT] 511 Terratone [TER]
			Mill	25 pc/ctn 34 lb/ctn 72 ctn/plt 10 plt/trk	000 Mill [M]
					

Drip Cap




10 ft length

DESCRIPTION	SKU	METAL/ THICKNESS	FINISH	LENGTH & SHIPPING	COLOR AVAILABILITY
(1.25") 1 1/4" Drip Cap	ADC1.25	Aluminum 0.019"	Q800 TuffTech	10 ft length	System Colors
			Mill	25 pc/ctn 14 lb/ctn 72 ctn/plt 10 plt/trk	000 Mill [M]
	SDC28G1.25	Steel 0.013"	Q800 TuffTech	10 ft length	518 Black [BLK] 502 Brown [B] 807 Clay [C] 522 Forest [FOR] 523 Snowmist [SMT] 511 Terratone [TER]
			Mill	25 pc/ctn 34 lb/ctn 72 ctn/plt 10 plt/trk	000 Mill [M]
	ADCBLD1.25	Aluminum 0.011"	Q800 TuffTech	10 ft length	502 Brown [B] 280 White [W]
			Mill	25 pc/ctn 10 lb/ctn 72 ctn/plt 10 plt/trk	000 Mill [M]
(1.3125") 1 5/16" Drip Cap	ADC1.3125	Aluminum 0.019"	Q800 TuffTech	10 ft length	System Colors
			Mill	25 pc/ctn 14 lb/ctn 72 ctn/plt 10 plt/trk	000 Mill [M]
	SDC28G1.375	Steel 0.013"	Q800 TuffTech	10 ft length	518 Black [BLK] 502 Brown [B] 807 Clay [C] 522 Forest [FOR] 523 Snowmist [SMT] 511 Terratone [TER]
			Mill	25 pc/ctn 34 lb/ctn 72 ctn/plt 10 plt/trk	000 Mill [M]
(1.375") 1 3/8" Drip Cap	ADC1.375	Aluminum 0.019"	Q800 TuffTech	10 ft length	System Colors
			Mill	25 pc/ctn 14 lb/ctn 72 ctn/plt 10 plt/trk	000 Mill [M]
	SDC28G1.375	Steel 0.013"	Q800 TuffTech	10 ft length	518 Black [BLK] 502 Brown [B] 807 Clay [C] 522 Forest [FOR] 523 Snowmist [SMT] 511 Terratone [TER]
			Mill	25 pc/ctn 34 lb/ctn 72 ctn/plt 10 plt/trk	000 Mill [M]


DESCRIPTION	SKU	METAL/ THICKNESS	FINISH	LENGTH & SHIPPING	COLOR AVAILABILITY
(1.5") 1 1/2" Drip Cap	ADC1.5	Aluminum 0.019"	Q800 TuffTech	10 ft length	System Colors
			Mill	25 pc/ctn 20 lb/ctn 72 ctn/plt 10 plt/trk	000 Mill [M]
	SDC28G1.5	Steel 0.013"	Q800 TuffTech	10 ft length	518 Black [BLK] 502 Brown [B] 807 Clay [C] 522 Forest [FOR] 523 Snowmist [SMT] 511 Terratone [TER]
			Mill	25 pc/ctn 43 lb/ctn 72 ctn/plt 10 plt/trk	000 Mill [M]
(1.625") 1 5/8" Drip Cap	ADC1.625	Aluminum 0.019"	Q800 TuffTech	10 ft length	System Colors
			Mill	25 pc/ctn 20 lb/ctn 72 ctn/plt 10 plt/trk	000 Mill [M]
	SDC28G1.625	Steel 0.013"	Q800 TuffTech	10 ft length	518 Black [BLK] 502 Brown [B] 807 Clay [C] 522 Forest [FOR] 523 Snowmist [SMT] 511 Terratone [TER]
			Mill	25 pc/ctn 43 lb/ctn 72 ctn/plt 10 plt/trk	000 Mill [M]
(1.75") 1 3/4" Drip Cap	ADC1.75	Aluminum 0.019"	Q800 TuffTech	10 ft length	System Colors
			Mill	25 pc/ctn 20 lb/ctn 72 ctn/plt 10 plt/trk	000 Mill [M]
	SDC28G1.75	Steel 0.013"	Q800 TuffTech	10 ft length	518 Black [BLK] 502 Brown [B] 807 Clay [C] 522 Forest [FOR] 523 Snowmist [SMT] 511 Terratone [TER]
			Mill	25 pc/ctn 43 lb/ctn 72 ctn/plt 10 plt/trk	000 Mill [M]

Drip Cap



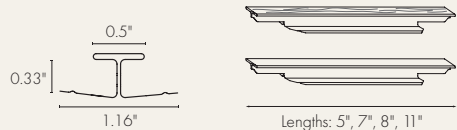
DESCRIPTION	SKU	METAL/ THICKNESS	FINISH	LENGTH & SHIPPING	COLOR AVAILABILITY
2" Drip Cap	ADC2	Aluminum 0.019"	Q800 TuffTech	10 ft length	System Colors
			Mill	25 pc/ctn 20 lb/ctn 72 ctn/plt 10 plt/trk	000 Mill [M]
2" Drip Cap	SDC28G2	Steel 0.013"	Q800 TuffTech	10 ft length	518 Black [BLK] 502 Brown [B] 807 Clay [C] 522 Forest [FOR] 523 Snowmist [SMT] 511 Terratone [TER]
			Mill	25 pc/ctn 43 lb/ctn 72 ctn/plt 10 plt/trk	000 Mill [M]
(2.5") 2 1/2" Drip Cap	SDC28G2.5	Steel 0.013"	Q800 TuffTech	10 ft length	518 Black [BLK] 502 Brown [B] 807 Clay [C] 522 Forest [FOR] 523 Snowmist [SMT] 511 Terratone [TER]
			Mill	25 pc/ctn 46 lb/ctn 72 ctn/plt 10 plt/trk	000 Mill [M]
3" Drip Cap	SDC28G3	Steel 0.013"	Q800 TuffTech	10 ft length	518 Black [BLK] 502 Brown [B] 807 Clay [C] 522 Forest [FOR] 523 Snowmist [SMT] 511 Terratone [TER]
			Mill	25 pc/ctn 46 lb/ctn 72 ctn/plt 10 plt/trk	000 Mill [M]

Specialty Flashings



DESCRIPTION	SKU	METAL/ THICKNESS	FINISH	LENGTH & SHIPPING	COLOR AVAILABILITY
Z-Flashing	JHZF.375	Aluminum 0.019"	Q800 TuffTech	10 ft length	628 Aged Pewter [HARAP] 280 Arctic White [AW] 266 Boothbay Blue [BB] 819 Cobble Stone [COB] J40 Countrylane Red [CLR] 629 Deep Ocean [DO] 305 Evening Blue [THCL] 630 Gray Slate [GS] 331 Iron Gray [IG] 509 Khaki Brown [KB] 805 Light Mist [LM]
			Mill	25 pc/ctn 20 lb/ctn 40 ctn/plt 10 plt/trk	000 Mill [M]
Z-Flashing	JHZF1.0625	Aluminum 0.019"	Q800 TuffTech	10 ft length	807 Monterey Taupe [MT] 767 Mountain Sage 327 Navajo Beige [NB] 631 Night Gray [HARNG] 770 Pearl Gray [PRLG770] 511 Rich Espresso [RE] 410 Timber Bark [TB]
			Mill	25 pc/ctn 30 lb/ctn 40 ctn/plt 10 plt/trk	000 Mill [M]
Z-Flashing	JHZF1.375	Aluminum 0.019"	Q800 TuffTech	10 ft length	628 Aged Pewter [HARAP] 280 Arctic White [AW] 266 Boothbay Blue [BB] 819 Cobble Stone [COB] J40 Countrylane Red [CLR] 629 Deep Ocean [DO] 305 Evening Blue [THCL] 630 Gray Slate [GS] 331 Iron Gray [IG] 509 Khaki Brown [KB] 805 Light Mist [LM]
			Mill	25 pc/ctn 24 lb/ctn 40 ctn/plt 10 plt/trk	000 Mill [M]
Roof-To-Wall Flashing	JHDRWHAR	Aluminum 0.019"	Q800 TuffTech	10 ft length	628 Aged Pewter [HARAP] 280 Arctic White [AW] 266 Boothbay Blue [BB] 819 Cobble Stone [COB] J40 Countrylane Red [CLR] 629 Deep Ocean [DO] 305 Evening Blue [THCL] 630 Gray Slate [GS] 331 Iron Gray [IG] 509 Khaki Brown [KB] 805 Light Mist [LM] 807 Monterey Taupe [MT] 767 Mountain Sage 327 Navajo Beige [NB] 631 Night Gray [HARNG] 770 Pearl Gray [PRLG770] 511 Rich Espresso [RE] 410 Timber Bark [TB]
			Mill	10 pc/ctn 15 lb/ctn 40 ctn/plt 10 plt/trk	000 Mill [M]
Roof-To-Wall Flashing	JHSRWHR	Aluminum 0.019"	Q800 TuffTech	10 ft length	628 Aged Pewter [HARAP] 280 Arctic White [AW] 266 Boothbay Blue [BB] 819 Cobble Stone [COB] J40 Countrylane Red [CLR] 629 Deep Ocean [DO] 305 Evening Blue [THCL] 630 Gray Slate [GS] 331 Iron Gray [IG] 509 Khaki Brown [KB] 805 Light Mist [LM] 807 Monterey Taupe [MT] 767 Mountain Sage 327 Navajo Beige [NB] 631 Night Gray [HARNG] 770 Pearl Gray [PRLG770] 511 Rich Espresso [RE] 410 Timber Bark [TB]
			Mill	10 pc/ctn 12 lb/ctn 40 ctn/plt 10 plt/trk	000 Mill [M]

H-Mold



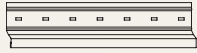
DESCRIPTION	SKU	METAL/ THICKNESS	FINISH	LENGTH & SHIPPING	COLOR AVAILABILITY
5" H-Mold	5HM3SM (Smooth)	Aluminum 0.019"	Q800 TuffTech	5 inch length	662 Bordeaux [WLPBRDX] 659 Cascade [WLPCASC] 655 Chocolate [WLPCHO] 354 Clay [WLPC] 507 Coffee [MOC] 658 Emerald [WLPEMLD] 407 French Gray [FG] 660 Glacier Fog [WLPGF] 414 Graphite [IRNS] 360 Gray Primer [WLPLG]
	5HM3WG (Woodgrain)		360 Gray Primer	100 pc/ctn (4 bags of 25) 3 lb/ctn 100 ctn/plt	
6" H-Mold	6HM3SM (Smooth)	Aluminum 0.019"	Q800 TuffTech	6 inch length	361 Light Gray [WLPLG361] 657 Midnight [WLPMIDN] 364 Mountain Lake [MTL] 767 Olive [GDRGRE] 518 Onyx [BLK] 509 Oyster Shell [NOR] 355 Pelican [WLPPEL] 177 Sand [SB177] 358 Seal [WLPSEL]
	6HM3WG (Woodgrain)		360 Gray Primer	100 pc/ctn (4 bags of 25) 3 lb/ctn 100 ctn/plt	
7" H-Mold	7HM3SM (Smooth)	Aluminum 0.019"	Q800 TuffTech	7 inch length	363 Smokey Ash [SMA] 511 Terra Bronze [TER] 661 Umber [WLPUMBR] 503 White [EGG]
	7HM3WG (Woodgrain)		360 Gray Primer	100 pc/ctn (4 bags of 25) 4 lb/ctn 100 ctn/plt	
8" H-Mold	8HM3SM (Smooth)	Aluminum 0.019"	Q800 TuffTech	8 inch length	363 Smokey Ash [SMA] 511 Terra Bronze [TER] 661 Umber [WLPUMBR] 503 White [EGG]
	8HM3WG (Woodgrain)		360 Gray Primer	100 pc/ctn (4 bags of 25) 4 lb/ctn 100 ctn/plt	
11" H-Mold	11HM3SM (Smooth)	Aluminum 0.019"	Q800 TuffTech	11 inch length	363 Smokey Ash [SMA] 511 Terra Bronze [TER] 661 Umber [WLPUMBR] 503 White [EGG]
	11HM3WG (Woodgrain)		360 Gray Primer	100 pc/ctn 6 lb/ctn 100 ctn/plt	

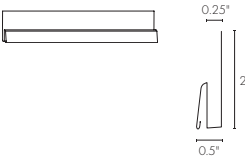
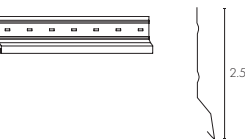
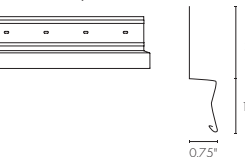
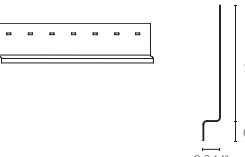
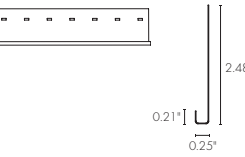
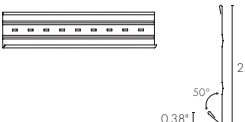
**Utility Trim &
Utility Molding**

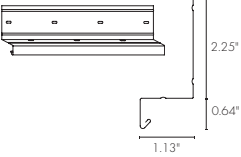
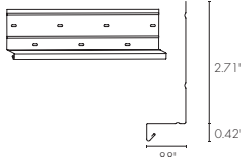


DESCRIPTION	SKU	METAL/ THICKNESS	FINISH	LENGTH & SHIPPING	COLOR AVAILABILITY
Utility Trim	UT10	Aluminum 0.019"	Q800 TuffTech	10 ft length	System Colors
				50 pc/ctn 21 lb/ctn 48 ctn/plt 10 pt/trk	
Utility Molding	UM10	Aluminum 0.019"	Q800 TuffTech	10 ft length	System Colors
				50 pc/ctn 28 lb/ctn 48 ctn/plt 10 pt/trk	

Starter Strip



DESCRIPTION	SKU	METAL/ THICKNESS	FINISH	LENGTH & SHIPPING	COLOR AVAILABILITY
Nail Lite Starter Strip	NLS	Aluminum 0.019"	Q800 TuffTech	10 ft length 50 pc/ctn 23 lb/ctn 48 ctn/plt 10 plt/trk	Color Varies
					
TruShake Starter Strip	TSSSGAL	Steel 0.0155"	Galvanized (G40+)	10 ft length 25 pc/ctn 40 lb/ctn 72 ctn/plt 10 plt/trk	Color Varies
					
4" Thermal Wall Starter Strip	4GALINSSS	Steel 0.0155"	Galvanized (G40+)	10 ft length 25 pc/ctn 62 lb/ctn 48 ctn/plt 10 plt/trk	Color Varies
					
Shake Starter Strip	SSS	Steel 0.0155"	Galvanized (G40+)	10 ft length 10 pc/ctn 16 lb/ctn 72 ctn/plt 10 plt/trk	Color Varies
					
J Starter Strip	SSJ	Steel 0.0155"	Galvanized (G40+)	10 ft length 10 pc/ctn 16 lb/ctn 72 ctn/plt 10 plt/trk	Color Varies
					
Rigid Stack Starter Strip	RSS	Steel 0.013"	Galvanized (G40+)	10 ft length 50 pc/ctn 32 lb/ctn 48 ctn/plt 10 plt/trk	Color Varies
					

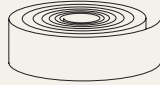
DESCRIPTION	SKU	METAL/ THICKNESS	FINISH	LENGTH & SHIPPING	COLOR AVAILABILITY
Profoam Starter Strip	4GALPFISS	Steel 0.0155"	Galvanized (G40+)	10 ft length 20 pc/ctn 50 lb/ctn 48 ctn/plt 10 plt/trk	Color Varies
					
CedarMax Starter Strip	CMAXSS	Steel 0.0155"	Galvanized (G40+)	10 ft length 25 pc/ctn 59 lb/ctn 63 ctn/plt 10 plt/trk	Color Varies
					

Starter Strip



DESCRIPTION	SKU	METAL/ THICKNESS	FINISH	LENGTH & SHIPPING	COLOR AVAILABILITY
<p>2" Starter Strip</p>	2SSGAL	Steel 0.0155"	Galvanized (G40+)	10 ft length 25 pc/ctn 40 lb/ctn 63 ctn/plt 10 plt/trk	Color Varies
<p>3" Starter Strip</p>	SSA	Aluminum 0.019"	Q800 TuffTech	10 ft length 50 pc/ctn 25 lb/ctn 48 ctn/plt 10 plt/trk	Color Varies
	3SSGAL	Steel 0.0155"	Galvanized (G40+)	10 ft length 25 pc/ctn 40 lb/ctn 63 ctn/plt 10 plt/trk	Color Varies
<p>3.5" Starter Strip</p>	3.5SSA	Aluminum 0.019"	Q800 TuffTech	10 ft length 50 pc/ctn 39 lb/ctn 48 ctn/plt 10 plt/trk	Color Varies
	3.5SSGAL	Steel 0.0155"	Galvanized (G40+)	10 ft length 25 pc/ctn 48 lb/ctn 63 ctn/plt 10 plt/trk	Color Varies
<p>4" Starter Strip</p>	4SSGAL	Steel 0.0155"	Galvanized (G40+)	10 ft length 20 pc/ctn 48 lb/ctn 63 ctn/plt 10 plt/trk	Color Varies
<p>6" Starter Strip</p>	6SSGAL	Steel 0.0155"	Galvanized (G40+)	10 ft length 20 pc/ctn 70 lb/ctn 48 ctn/plt 10 plt/trk	Color Varies

**TruWrap
Window Flashing**



DESCRIPTION	SKU	METAL/ THICKNESS	FINISH	LENGTH & SHIPPING	COLOR AVAILABILITY
TruWrap Window Flashing	WF4X100	Tape	-	100 ft length 1 roll 6 lb/ctn 30 ctn/plt	-
4" wide x 100 ft long					

Accessories

DESCRIPTION	SKU	METAL	SHIPPING	COLOR AVAILABILITY
(1.25") 1 1/4" Trim Nails	NSS	Steel	1 lb box	518 Black [BLK] 502 Brown [B] 827 Champagne [CAB] 807 Clay [C] 411 Cottage Red [CRED] 606 Cozy Cottage [CC] 327 Desert Tan [DTAN] 503 Eggshell [EGG] 605 Eldridge Gray [EG] 467 Evening Shade [EVES] 468 Fawn [FAWN] 522 Forest [FOR] 469 Fresh Canvas [FCAN] 204 Granite [GRT204] 505 Green [GRE] 819 Herringbone [HER] 414 Ironstone [IRNS] 470 Midnight Blue [MNBLU] 507 Mocha [MOC] 508 Musket [MUS] 509 Norwood [NOR] 805 Pewter [P805] 177 Sandy Beige [SB177] 462 Silver Lining [SVRL] 523 Snowmist [SMT] *280 White 511 Terratone [TER] 809 Wicker [WIC] 280 White [W]
				401 Bennington Beige [BENB] 405 Foothill Blue [FHB] 415 Gray Dusk [EG] *605 Eldridge Gray 425 Statuary Bronze [MOC] *507 Mocha 410 Thatch [THA] 109 Cedar [DTAN] *327 Desert Tan M16 Cider Mill [BRUSHHD2CID] M17 English Saddle [TER] *511 Terratone M15 Napa Vine [C] *807 Clay 416 Spruce [CAT200] *200 Cactus 106 Timber Ash [MOC] *507 Mocha 108 Weathered Wood [GRT204] *204 Granite 463 Coal [B] *518 Black 467 Evening Shade [FHB] *405 Foothill Blue 468 Fawn [SB177] *177 Sandy Beige 469 Fresh Canvas [EGG] *503 Eggshell 470 Midnight Blue [NB] *521 Navy 465 Sea Glass [BRUSHSEAG] 466 Tourmaline [BRUSHTOUR] 485 Aged Walnut [MUS] *508 Musket 480 Autumn Thistle [B] *502 Brown 484 Dark Espresso [MOC] *507 Mocha 481 Driftwood [EG] *605 Eldridge Gray 482 Gilded Grain [MCP] *007 Matte Copper Penny 483 Sand Dollar [SVRL] *462 Silver Lining
	N	Alu.	1 lb box	System Colors 505 Green [GRE]
12 oz. Spray Paint	P16	-	12 pc (can sell indiv.)	System Colors 2 lb/can



Patents

INFINITY DRIP EDGE®

U.S. Patents: 10,132,085

TRUFIT PRE-NOTCHED DRIP EDGE™

U.S. Patents: 8,281,521 | 8,683,695 | 9,370,814

Canadian Patent: 2,768,934

Building Codes & Best Practices

DRIP EDGE

507.2.8.3, R905.2.8.5 Drip edge. A drip edge shall be provided at eaves and rake edges of shingle roofs. Adjacent segments of the drip edge shall be lapped not less than 2 inches. The vertical leg of drip edges shall not be less than 1 ½ inches in width... and shall extend back on the roof not less than 2 inches. SOURCE: IBC & IRC 2018

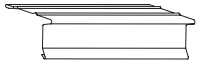
R905.2.8.6 Drip edge. Provide drip edge at eaves and gables of shingle roofs. Overlap to be a minimum of 3 inches. Eave drip edges shall extend ½ inch below sheathing and extend back on the roof a minimum of 2 inches. SOURCE: Florida RBC

FLASHINGS

R905.2.8.4 Other flashings. Flashing against a vertical front wall, as well as soil stack, vent pipe and chimney flashing, shall be applied in accordance with the asphalt shingle manufactures printed instructions. Source: IRC 2018

VALLEYS

R905.2.8.1 Valleys. Valley linings shall be installed in accordance with the manufacturers instructions before applying shingles. Source: IRC 2018



INFINITY DRIP EDGE®

Aluminum 0.019"
Steel 0.013", 0.010"



TRUFIT™ PRE-NOTCHED DRIP EDGE

Aluminum 0.019", 0.016", 0.011"
Steel 0.013", 0.016", 0.019"




NON-NOTCHED DRIP EDGE

Aluminum 0.019", 0.011"
Steel 0.013", 0.010"



F8 DRIP EDGE

Aluminum 0.019"
Steel 0.013"



SIDERS EDGE

Aluminum 0.019"



C-STYLE DRIP EDGE

Aluminum 0.019"



ASPHALT DRIP

Aluminum 0.024", 0.019"
Steel 0.019", 0.016", 0.013", 0.010"



GRAVEL STOP

Aluminum 0.024"
Steel 0.019", 0.013"



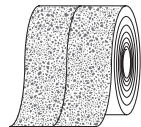
GUTTER APRON

Aluminum 0.019", 0.016", 0.011"
Steel 0.019", 0.016", 0.013"



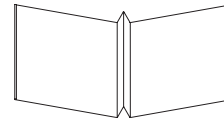
ROLL FLASHING

Aluminum 0.016", 0.011"
Steel 0.013"



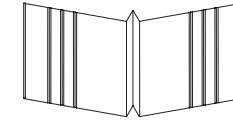
SEAMLESS SHINGLE STARTER

Stone & Glue Material



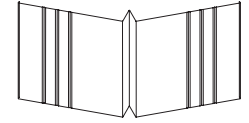
METAL VALLEY - SMOOTH

Aluminum 0.019"
Steel 0.016", 0.013"



METAL VALLEY - RIBBED

Aluminum 0.019"
Steel 0.019", 0.016", 0.013"



METAL VALLEY - RIBBED, WATERLOCK

Steel 0.016", 0.013"



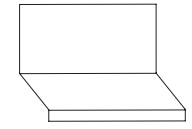
FLAT STEP FLASHING

Aluminum 0.011"
Steel 0.013"



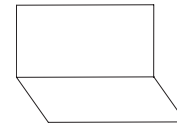
PREBENT STEP FLASHING

Aluminum 0.011"
Steel 0.013", 0.010"



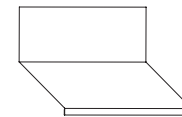
ROOF FLASHING

Aluminum 0.019"
Steel 0.015"



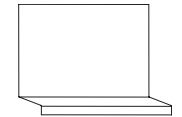
PORCH FLASHING

Aluminum 0.019"
Steel 0.019", 0.016", 0.013"



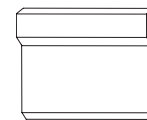
DORMER FLASHING

Steel 0.016"



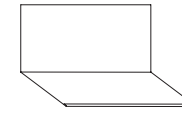
DECK FLASHING

Steel 0.019"




**REGLET:
WITH & WITHOUT RETURN**

Steel 0.019", 0.016"



ANGLE FLASHING

Steel 0.016", 0.013"



From Left to Right:

- Row 1: 518 Black [BLK], 511 Terratone [TER], 502 Brown [B], 507 Mocha [MOC], 508 Musket [MUS]
- Row 2: 522 Forest [FOR], 411 Cottage Red [CRED], 470 Midnight Blue [MNBLU], 467 Evening Shade [EVES], 468 Fawn [FAWN]
- Row 3: 414 Ironstone [IRNS], 605 Eldridge Gray [EG], 204 Granite [GRT204], 462 Silver Lining [SVRL], 805 Pewter [P805]
- Row 4: 509 Norwood [NOR], 807 Clay [C], 177 Sandy Beige [SB177], 819 Herringbone [HER], 469 Fresh Canvas [FCAN]
- Row 5: 809 Wicker [WIC], 327 Desert Tan [DTAN], 606 Cozy Cottage [CC], 827 Champagne [CAB], 503 Eggshell [EGG]
- Row 6: 523 Snowmist [SMT], 280 White [W]

A person wearing a grey sweater and jeans is holding a stack of various colored roofing accessories. The stack is thick and consists of many thin, flat pieces in shades of black, grey, tan, red, and blue. The person's arm and hand are visible, holding the stack from the left side. The background is a bright, slightly blurred outdoor setting.

ROOFING ACCESSORIES

A tru difference maker.

Quality Edge roofing accessories have unbeatable durability and are easy to install. Combined with a lifetime limited warranty and the strength you need for a professional appearance our drip edge perimeter flashing, roof flashing, and metal valley offer infinite possibilities.

Infinity Drip Edge®



Infinity Drip Edge® - Aluminum & Steel

SKU	METAL/ THICKNESS	FINISH	LENGTH & SHIPPING	COLOR AVAILABILITY
IDE	Aluminum 0.019"	Q800 TuffTech	10 ft length 25 pc/ctn 29 lb/ctn 40 ctn/plt 10 plt/trk	System Colors
IDELT	Aluminum 0.019"	Q800 TuffTech	10 ft length 25 pc/ctn 25 lb/ctn 40 ctn/plt 10 plt/trk	518 Black [BLK] 502 Brown [B] 827 Champagne [CAB] 807 Clay [C] 606 Cozy Cottage [CC] 327 Desert Tan [DTAN] 507 Mocha [MOC] 508 Musket [MUS] 177 Sandy Beige 523 Snowmist [SMT] 511 Terratone [TER] 809 Wicker [WIC] 280 White [W]
IDE28G	Steel 0.013"	Q800 TuffTech Mill	10 ft length 25 pc/ctn 68 lb/ctn 40 ctn/plt 10 plt/trk	518 Black [BLK] 502 Brown [B] 807 Clay [C] 327 Desert Tan [DTAN] 522 Forest [FOR] 204 Granite [GRT204] 702 Low Gloss Brown [LGB] 507 Mocha [MOC] 508 Musket [MUS] 523 Snowmist [SMT] 511 Terratone [TER] 280 White [W] 000 Mill [M]
IDE30G	Steel 0.010"	Q800 TuffTech Mill	10 ft length 25 pc/ctn 54 lb/ctn 40 ctn/plt 10 plt/trk	518 Black [BLK] 502 Brown [B] 807 Clay [C] 327 Desert Tan [DTAN] 507 Mocha [MOC] 523 Snowmist [SMT] 511 Terratone [TER] 000 Mill [M]
IDELT30G	Steel 0.010"	Q800 TuffTech Mill	10 ft length 25 pc/ctn 42 lb/ctn 40 ctn/plt 10 plt/trk	518 Black [BLK] 502 Brown [B] 807 Clay [C] 523 Snowmist [SMT] 511 Terratone [TER] 000 Mill [M]

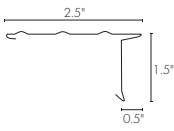
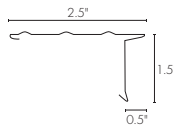
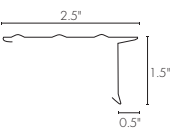
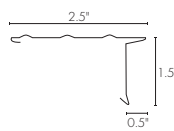
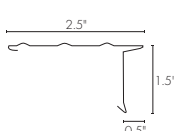
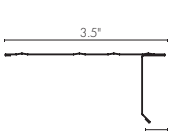
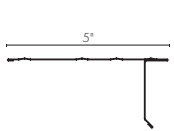
T-Style Drip Edge



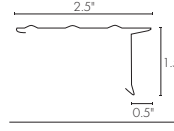
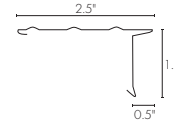
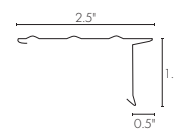
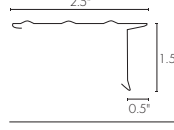
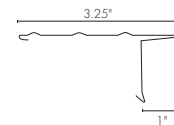
1" T-Style Drip Edge - Aluminum & Steel

SKU	FEATURE	METAL/ THICKNESS	FINISH	LENGTH & SHIPPING	COLOR AVAILABILITY
1T	Pre-Notched	Aluminum 0.019"	Q800 TuffTech	10 ft length 50 pc/ctn 45 lb/ctn 36 ctn/plt 10 plt/trk	518 Black [BLK] 502 Brown [B] 807 Clay [C] 508 Musket [MUS] 805 Pewter [P805] 511 Terratone [TER] 280 White [W] 809 Wicker [WIC]
1TNNE	Non-Notched	Aluminum 0.011"	Q800 TuffTech Mill	10 ft length 50 pc/ctn 35 lb/ctn 30 ctn/plt 10 plt/trk	518 Black [BLK] 502 Brown [B] 511 Terratone [TER] 280 White [W]
1TTPGAL	Pre-Notched	Steel 0.016"	Q800 TuffTech Mill	10 ft length 25 pc/ctn 65 lb/ctn 42 ctn/plt 10 plt/trk	518 Black [BLK] 502 Brown [B] 807 Clay [C] 523 Snowmist [SMT] 511 Terratone [TER] 000 Mill [M]
S1T28G	Pre-Notched	Steel 0.013"	Q800 TuffTech	10 ft length 25 pc/ctn 46 lb/ctn 42 ctn/plt 10 plt/trk	518 Black [BLK] 502 Brown [B] 807 Clay [C] 522 Forest [FOR] 508 Musket [MUS] 523 Snowmist [SMT] 511 Terratone [TER] 280 White [W] 000 Mill [M]
1TNN_G	Non-Notched	Steel 0.010"	Q800 TuffTech	10 ft length 25 pc/ctn 40 lb/ctn 42 ctn/plt 10 plt/trk	518 Black [BLK] 502 Brown [B] 807 Clay [C] 327 Desert Tan [DTAN] 507 Mocha [MOC] 523 Snowmist [SMT] 511 Terratone [TER] 000 Mill [M]
<p>1 1/4" T-Style Drip Edge - Steel</p>					
SKU	FEATURE	METAL/ THICKNESS	FINISH	LENGTH & SHIPPING	COLOR AVAILABILITY
1.25T	Pre-Notched	Aluminum 0.019"	Q800 TuffTech Mill	10 ft length 50 pc/ctn 50 lb/ctn 30 ctn/plt 10 plt/trk	System Colors 401 Benn. Beige [BENB] 405 Foothill Blue [FHB] 505 Green [GRE] 410 Thatch [THA] 000 Mill [M]
S1.25T28G	Pre-Notched	Steel 0.013"	Q800 TuffTech	10 ft length 25 pc/ctn 46 lb/ctn 42 ctn/plt 10 plt/trk	518 Black [BLK] 502 Brown [B] 327 Desert Tan [DTAN] 522 Forest [FOR] 523 Snowmist [SMT] 511 Terratone [TER] 280 White [W] 000 Mill [M]

1 1/2" T-Style Drip Edge - Aluminum

SKU	FEATURE	METAL/ THICKNESS	FINISH	LENGTH & SHIPPING	COLOR AVAILABILITY
1.5TNNE	Non-notched	Aluminum 0.011"	Q800 TuffTech	10 ft length 50 pc/ctn 40 lb/ctn 30 ctn/plt 10 plt/trk	518 Black [BLK] 502 Brown [B] 807 Clay [C] 511 Terratone [TER] 280 White [W]
					
1.5T016	Pre-notched	Aluminum 0.016"	Q800 TuffTech	10 ft length 50 pc/ctn 40 lb/ctn 30 ctn/plt 10 plt/trk	327 Desert Tan [DTAN] 508 Musket [MUS] 509 Norwood [NOR] 511 Terratone [TER] 280 White [W] 809 Wicker [WIC]
					
1.5T	Pre-notched	Aluminum 0.019"	Q800 TuffTech Mill	10 ft length 50 pc/ctn 50 lb/ctn 30 ctn/plt 10 plt/trk	System Colors 401 Bennington Beige [BENB] 405 Foothill Blue [FHB] 505 Green [GRE] 410 Thatch [THA]
					
1.5TNN	Non-notched	Aluminum 0.019"	Q800 TuffTech Mill	10 ft length 50 pc/ctn 50 lb/ctn 30 ctn/plt 10 plt/trk	System Colors
					
1.5T12	Pre-notched	Aluminum 0.019"	Q800 TuffTech Mill	12 ft length 25 pc/ctn 30 lb/ctn 30 ctn/plt 10 plt/trk	System Colors 401 Bennington Beige [BENB] 405 Foothill Blue [FHB] 505 Green [GRE] 410 Thatch [THA]
					
1.5XT	Pre-notched	Aluminum 0.019"	Q800 TuffTech Mill	10 ft length 50 pc/ctn 63 lb/ctn 30 ctn/plt 10 plt/trk	518 Black [BLK] 502 Brown [B] 819 Herringbone [HER] 511 Terratone [TER] 280 White [W]
					
1.5XXTA	Non-notched	Aluminum 0.019"	Q800 TuffTech Mill	10 ft length 25 pc/ctn 34 lb/ctn 15 ctn/plt 10 plt/trk	280 White [W]
					

1 1/2" T-Style Drip Edge - Steel

SKU	FEATURE	METAL/ THICKNESS	FINISH	LENGTH & SHIPPING	COLOR AVAILABILITY
1.5TNN_G	Non-notched	Steel 0.010"	Q800 TuffTech Mill	10 ft length 25 pc/ctn 42 lb/ctn 42 ctn/plt 10 plt/trk	518 Black [BLK] 502 Brown [B] 807 Clay [C] 523 Snowmist [SMT] 511 Terratone [TER] 280 White [W] 000 Mill [M]
					
S1.5T28G	Pre-notched	Steel 0.013"	Q800 TuffTech Mill	10 ft length 25 pc/ctn 49 lb/ctn 42 ctn/plt 10 plt/trk	518 Black [BLK] 502 Brown [B] 807 Clay [C] 327 Desert Tan [DTAN] 522 Forest [FOR] 204 Granite [GRT204] 507 Mocha [MOC] 508 Musket [MUS] 523 Snowmist [SMT] 511 Terratone [TER] 280 White [W] 702 Low Gloss Brown [LGB] 000 Mill [M]
					
1.5TTPGAL	Pre-notched	Steel 0.016"	Q800 TuffTech Mill	10 ft length 25 pc/ctn 64 lb/ctn 42 ctn/plt 10 plt/trk	518 Black [BLK] 502 Brown [B] 807 Clay [C] 327 Desert Tan [DTAN] 522 Forest [FOR] 204 Granite [GRT204] 507 Mocha [MOC] 509 Norwood [NOR] 523 Snowmist [SMT] 511 Terratone [TER] 702 Low Gloss Brown [LGB] 000 Mill [M]
					
1.5TNGAL_019	Pre-notched	Steel 0.019"	Q800 TuffTech Mill	10 ft length 15 pc/ctn 48 lb/ctn 42 ctn/plt 10 plt/trk	518 Black [BLK] 502 Brown [B] 327 Desert Tan [DTAN] 522 Forest [FOR] 204 Granite [GRT204] 523 Snowmist [SMT] 511 Terratone [TER]
					
S1.5TEL28G	Pre-notched	Steel 0.013"	Q800 TuffTech Mill	10 ft length 25 pc/ctn 65 lb/ctn 42 ctn/plt 10 plt/trk	518 Black [BLK] 502 Brown [B] 522 Forest [FOR] 523 Snowmist [SMT] 511 Terratone [TER] 000 Mill [M]
					


1 3/4" T-Style Drip Edge - Aluminum & Steel

SKU	FEATURE	METAL/ THICKNESS	FINISH	LENGTH & SHIPPING	COLOR AVAILABILITY
1.75TTPGAL	Pre-notched	Steel 0.016"	Q800 TuffTech	10 ft length 25 pc/ctn 62 lb/ctn 42 ctn/plt 10 plt/trk	502 Brown [B] 807 Clay [C] 523 Snowmist [SMT] 511 Terratone [TER]
1.75T10	Pre-notched	Aluminum 0.019"	Q800 TuffTech	10 ft length 20 pc/ctn 22 lb/ctn 42 ctn/plt 10 plt/trk	518 Black [BLK] 827 Champagne [CAB] 411 Cottage Red [CRED] 606 Cozy Cottage [CC] 327 Desert Tan [DTAN] 503 Eggshell [EGG] 605 Eldridge Gray [EG] 467 Evering Shade [EVES] 468 Fawn [FAWN] 522 Forest [FOR] 469 Fresh Canvas [FCAN] 204 Granite [GRT204] 505 Green [GRE] 819 Herringbone [HER] 414 Ironstone [IRNS] 470 Midnight Blue [MNBLLU] 507 Mocha [MOC] 508 Musket [MUS] 509 Norwood [NOR] 805 Pewter [P805] 177 Sandy Beige [SB177] 462 Silver Lining [SVRL] 511 Terratone [TER] 809 Wicker [WIC]
1.75T10	Pre-notched	Aluminum 0.019"	Q800 TuffTech	10 ft length 20 pc/ctn 22 lb/ctn 42 ctn/plt 10 plt/trk	502 Brown [B] 807 Clay [C] 523 Snowmist [SMT] 280 White [W]
1.75T12	Pre-notched	Aluminum 0.019"	Q800 TuffTech	12 ft length 20 pc/ctn 25 lb/ctn 48 ctn/plt 8 plt/trk	518 Black [BLK] 827 Champagne [CAB] 411 Cottage Red [CRED] 606 Cozy Cottage [CC] 327 Desert Tan [DTAN] 503 Eggshell [EGG] 605 Eldridge Gray [EG] 467 Evering Shade [EVES] 468 Fawn [FAWN] 522 Forest [FOR] 469 Fresh Canvas [FCAN] 204 Granite [GRT204] 505 Green [GRE] 819 Herringbone [HER] 414 Ironstone [IRNS] 470 Midnight Blue [MNBLLU] 507 Mocha [MOC] 508 Musket [MUS] 509 Norwood [NOR] 805 Pewter [P805] 177 Sandy Beige [SB177] 462 Silver Lining [SVRL] 511 Terratone [TER] 809 Wicker [WIC]
1.75T12	Pre-notched	Aluminum 0.019"	Q800 TuffTech	12 ft length 20 pc/ctn 25 lb/ctn 48 ctn/plt 8 plt/trk	502 Brown [B] 807 Clay [C] 523 Snowmist [SMT] 280 White [W]

2" T-Style Drip Edge - Aluminum & Steel

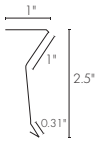
SKU	FEATURE	METAL/ THICKNESS	FINISH	LENGTH & SHIPPING	COLOR AVAILABILITY
2T	Pre-notched	Aluminum 0.019"	Q800 TuffTech	10 ft length 40 pc/ctn 40 lb/ctn 30 ctn/plt 8 plt/trk	System Colors 505 Green [GRE]
2T12	Pre-notched	Aluminum 0.019"	Q800 TuffTech	12 ft length 20 pc/ctn 25 lb/ctn 30 ctn/plt 8 plt/trk	System Colors 505 Green [GRE]
2TTPGAL	Pre-notched	Steel 0.016"	Q800 TuffTech	10 ft length 20 pc/ctn 50 lb/ctn 42 ctn/plt 10 plt/trk	518 Black [BLK] 502 Brown [B] 807 Clay [C] 523 Snowmist [SMT] 511 Terratone [TER]
S2T28G	Pre-notched	Steel 0.013"	Q800 TuffTech	10 ft length 25 pc/ctn 59 lb/ctn 35 ctn/plt 10 plt/trk	518 Black [BLK] 502 Brown [B] 807 Clay [C] 522 Forest [FOR] 523 Snowmist [SMT] 511 Terratone [TER] 280 White [W]
<p>F8 Drip Edge - Aluminum & Steel</p>					
F8	Non-notched	Aluminum 0.019"	Q800 TuffTech	10 ft length 25 pc/ctn 40 lb/ctn 40 ctn/plt 10 plt/trk	518 Black [BLK] 502 Brown [B] 523 Snowmist [SMT]
SF828G	Non-notched	Steel 0.013"	Q800 TuffTech	10 ft length 25 pc/ctn 91 lb/ctn 42 ctn/plt 10 plt/trk	518 Black [BLK] 502 Brown [B] 522 Forest [FOR] 523 Snowmist [SMT]

Siders Edge




Siders Edge - Aluminum

SKU	METAL/ THICKNESS	FINISH	LENGTH & SHIPPING	COLOR AVAILABILITY
SE	Aluminum 0.019"	Q800 TuffTech	10 ft length 25 pc/ctn 20 lb/ctn 72 ctn/plt 10 plt/trk	System Colors

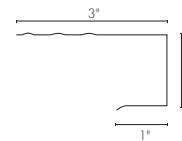
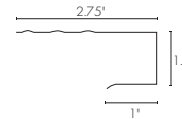
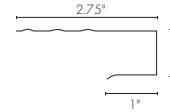


C-Style Drip Edge




C-Style Drip Edge - Aluminum

SKU	METAL/ THICKNESS	FINISH	LENGTH & SHIPPING	COLOR AVAILABILITY
1C	Aluminum 0.019"	Q800 TuffTech	10 ft length 50 pc/ctn 51 lb/ctn 36 ctn/plt 10 plt/trk	518 Black [BLK] 502 Brown [B] 807 Clay [C] 606 Cozy Cottage [CC] 605 Eldridge Gray [EG] 511 Terratone [TER] 280 White [W]
1.5C	Aluminum 0.019"	Q800 TuffTech	10 ft length 50 pc/ctn 51 lb/ctn 30 ctn/plt 10 plt/trk	518 Black [BLK] 502 Brown [B] 807 Clay [C] 508 Musket [MUS] 511 Terratone [TER] 280 White [W]
2C	Aluminum 0.019"	Q800 TuffTech	10 ft length 40 pc/ctn 50 lb/ctn 30 ctn/plt 10 plt/trk	518 Black [BLK] 502 Brown [B] 522 Forest [FOR] 507 Mocha [MOC] 508 Musket [MUS] 805 Pewter [P805] 511 Terratone [TER] 280 White [W]

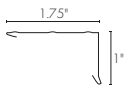
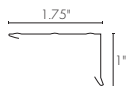
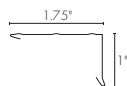


Asphalt Drip



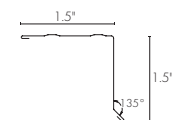
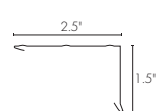
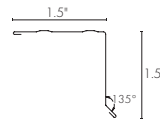
1" Asphalt Drip - Steel

SKU	METAL/ THICKNESS	FINISH	LENGTH & SHIPPING	COLOR AVAILABILITY
1ADGAL_019	Steel 0.019"	Q800 TuffTech	10 ft length	518 Black [BLK] 502 Brown [B] 327 Desert Tan [DTAN] 523 Snowmist [SMT] 511 Terratone [TER]
		Mill	25 pc/ctn 54 lb/ctn 40 ctn/plt 10 plt/trk	000 Mill [M]
1ADTPGAL	Steel 0.016"	Q800 TuffTech	10 ft length	518 Black [BLK] 502 Brown [B] 327 Desert Tan [DTAN] 523 Snowmist [SMT] 511 Terratone [TER]
		Mill	25 pc/ctn 45 lb/ctn 40 ctn/plt 10 plt/trk	
S1AD28G	Steel 0.013"	Q800 TuffTech	10 ft length	518 Black [BLK] 502 Brown [B] 327 Desert Tan [DTAN] 522 Forest [FOR] 523 Snowmist [SMT] 511 Terratone [TER]
		Mill	25 pc/ctn 68 lb/ctn 40 ctn/plt 10 plt/trk	000 Mill [M]




1 1/2" Asphalt Drip - Aluminum & Steel

SKU	METAL/ THICKNESS	FINISH	LENGTH & SHIPPING	COLOR AVAILABILITY
1.5AD	Aluminum 0.019"	Q800 TuffTech	10 ft length	518 Black [BLK] 502 Brown [B] 807 Clay [C] 511 Terratone [TER] 280 White [W]
		Mill	50 pc/ctn 45 lb/ctn 40 ctn/plt 10 plt/trk	
1.5X2.5ADE	Aluminum 0.011"	Q800 TuffTech	10 ft length	518 Black [BLK] 502 Brown [B] 807 Clay [C] 511 Terratone [TER] 280 White [W]
		Mill	50 pc/ctn 15 lb/ctn 40 ctn/plt 10 plt/trk	000 Mill [M]
1.5ADTPGAL	Steel 0.016"	Q800 TuffTech	10 ft length	518 Black [BLK] 807 Clay [C] 523 Snowmist [SMT] 511 Terratone [TER]
		Mill	25 pc/ctn 58 lb/ctn 40 ctn/plt 10 plt/trk	
S1.5AD28G	Steel 0.013"	Q800 TuffTech	10 ft length	518 Black [BLK] 502 Brown [B] 327 Desert Tan [DTAN] 522 Forest [FOR] 523 Snowmist [SMT] 511 Terratone [TER] 280 White [W]
		Mill	25 pc/ctn 36 lb/ctn 40 ctn/plt 10 plt/trk	000 Mill [M]



Asphalt Drip

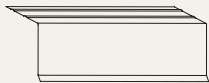


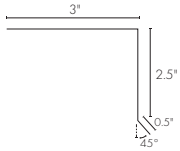
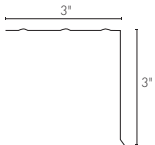
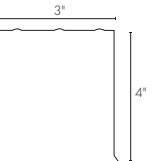
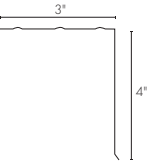
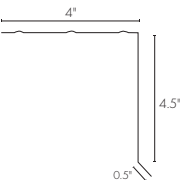
2" Asphalt Drip - Aluminum & Steel

SKU	METAL/ THICKNESS	FINISH	LENGTH & SHIPPING	COLOR AVAILABILITY
2AD	Aluminum 0.019"	Q800 TuffTech	10 ft length 50 pc/ctn 50 lb/ctn 40 ctn/plt 10 plt/trk	518 Black [BLK] 502 Brown [B] 807 Clay [C] 606 Cozy Cottage [CC] 605 Eldridge Gray [EG] 508 Musket [MUS] 511 Terratone [TER]
2ADGAL_019	Steel 0.019"	Q800 TuffTech Mill	10 ft length 15 pc/ctn 42 lb/ctn 40 ctn/plt 10 plt/trk	518 Black [BLK] 502 Brown [B] 327 Desert Tan [DTAN] 523 Snowmist [SMT] 511 Terratone [TER] 000 Mill [M]
S2AD28G	Steel 0.013"	Q800 TuffTech	10 ft length 25 pc/ctn 46 lb/ctn 40 ctn/plt 10 plt/trk	518 Black [BLK] 502 Brown [B] 327 Desert Tan [DTAN] 522 Forest [FOR] 523 Snowmist [SMT] 511 Terratone [TER]


DESCRIPTION	SKU	METAL/ THICKNESS	FINISH	LENGTH & SHIPPING	COLOR AVAILABILITY
2" x 3" Asphalt Drip Edge Flange: 3"	2X3ADGAL_019	Steel 0.019"	Q800 TuffTech	10 ft length 10 pc/ctn 34 lb/ctn 40 ctn/plt 10 plt/trk	502 Brown [B] 000 Mill [M]
	2X3ADTPGAL	Steel 0.016"	Q800 TuffTech Mill	10 ft length 10 pc/ctn 27 lb/ctn 40 ctn/plt 10 plt/trk	
2" x 4" Asphalt Drip Edge Flange: 4"	2X4ADGAL_019	Steel 0.019"	Q800 TuffTech	10 ft length 15 pc/ctn 58 lb/ctn 40 ctn/plt 10 plt/trk	518 Black [BLK] 502 Brown [B] 327 Desert Tan [DTAN] 523 Snowmist [SMT] 511 Terratone [TER]
	2X4ADTPGAL	Steel 0.016"	Q800 TuffTech Mill	10 ft length 15 pc/ctn 49 lb/ctn 40 ctn/plt 10 plt/trk	000 Mill [M]
(2.75") 2 3/4" Asphalt Drip Edge Flange: (2.25") 2 1/4"	S2.75AD28G	Steel 0.013"	Q800 TuffTech	10 ft length 25 pc/ctn 59 lb/ctn 40 ctn/plt 10 plt/trk	518 Black [BLK] 502 Brown [B] 522 Forest [FOR] 523 Snowmist [SMT] 280 White [W] 000 Mill [M]
3" Asphalt Drip Edge Flange: 3"	3AD	Aluminum 0.024"	Q800 TuffTech	10 ft length 25 pc/ctn 31 lb/ctn 35 ctn/plt 10 plt/trk	518 Black [BLK] 502 Brown [B] 508 Musket [MUS] 280 White [W]
	3AD_G	Steel 0.019"	Kynar	10 ft length 25 pc/ctn 65 lb/ctn 35 ctn/plt 10 plt/trk	518 Black [BLK] 502 Brown [B] 523 Snowmist [SMT]

Asphalt Drip

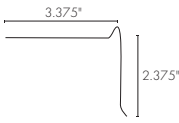
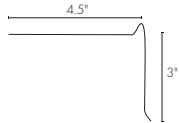
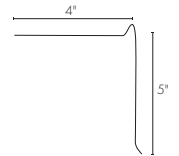
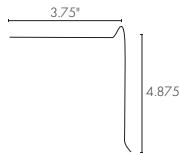
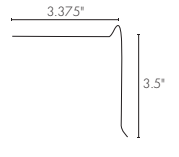
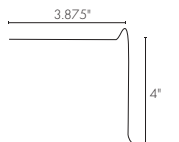


DESCRIPTION	SKU	METAL/ THICKNESS	FINISH	LENGTH & SHIPPING	COLOR AVAILABILITY
3" x 3" Asphalt Drip Edge Flange: 3"	3X3ADGALP019	Steel 0.019"	Mill	10 ft length 10 pc/ctn 40 lb/ctn 40 ctn/plt 10 plt/trk	000 Mill [M]
					
	3X3ADTPGAL	Steel 0.016"	Q800 TuffTech	10 ft length 15 pc/ctn 47 lb/ctn 40 ctn/plt 10 plt/trk	518 Black [BLK] 502 Brown [B] 523 Snowmist [SMT] 511 Terratone [TER] 000 Mill [M]
					
4" Asphalt Drip Edge Flange: 3"	4AD	Aluminum 0.024"	Q800 TuffTech	10 ft length 25 pc/ctn 47 lb/ctn 36 ctn/plt 10 plt/trk	502 Brown [B] 280 White [W]
					
4" x 3" Asphalt Drip Edge Flange: 3"	4X3ADTPGAL	Steel 0.016"	Q800 TuffTech Mill	10 ft length 15 pc/ctn 63 lb/ctn 40 ctn/plt 10 plt/trk	518 Black [BLK] 502 Brown [B] 523 Snowmist [SMT] 511 Terratone [TER] 000 Mill [M]
					
5" x 4" Asphalt Drip Edge Flange: 4"	5X4ADGALP019	Steel 0.019"	Mill	10 ft length 10 pc/ctn 59 lb/ctn 40 ctn/plt 10 plt/trk	000 Mill [M]
					

Gravel Stop

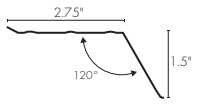
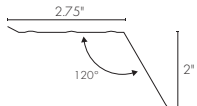
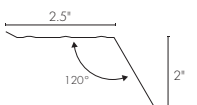
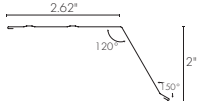


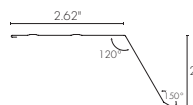
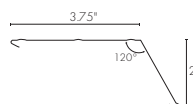

Gravel Stop - Aluminum & Steel

DESCRIPTION	SKU	METAL/ THICKNESS	FINISH	LENGTH & SHIPPING	COLOR AVAILABILITY
(2.5") 2 1/2" Gravel Stop	2.5GSGALP019	Steel 0.019"	Mill	10 ft length 10 pc/ctn 39 lb/ctn 40 ctn/plt 10 plt/trk	000 Mill [M]
					
3" Gravel Stop	3GS_G	Steel 0.019"	Kynar	10 ft length 10 pc/ctn 76 lb/ctn 40 ctn/plt 10 plt/trk	518 Black [BLK] 502 Brown [B] 280 White [W]
					
	3GSGALP019	Steel 0.019"	Paintable	10 ft length 10 pc/ctn 44 & 31 lb 40 ctn/plt 10 plt/trk	000 Mill [M]
	S3GS28G	Steel 0.013"	Mill		000 Mill [M]
5" Gravel Stop	5GS_G	Steel 0.019"	Kynar	10 ft length 10 pc/ctn 63 lb/ctn 40 ctn/plt 10 plt/trk	518 Black [BLK] 502 Brown [B] 280 White [W]
					
	5GSGALP019	Steel 0.019"	Mill	10 ft length 10 pc/ctn 50 lb/ctn 40 ctn/plt 10 plt/trk	000 Mill [M]
					
7" Gravel Stop	7GS	Aluminum 0.024"	Q800 TuffTech	10 ft length 15 pc/ctn 28 lb/ctn 40 ctn/plt 10 plt/trk	518 Black [BLK] 502 Brown [B] 280 White [W]
					
8" Gravel Stop	8GS	Aluminum 0.024"	Q800 TuffTech	10 ft length 15 pc/ctn 32 lb/ctn 40 ctn/plt 10 plt/trk	502 Brown [B] 280 White [W]
					

Gutter Apron

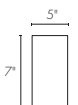
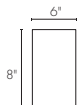
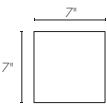
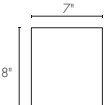
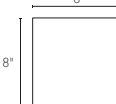



DESCRIPTION	SKU	METAL/ THICKNESS	FINISH	LENGTH & SHIPPING	COLOR AVAILABILITY
(1.5") 1 1/2" Gutter Apron Flange: (2.75") 2 3/4" 	1.5GA	Aluminum 0.019"	Q800 TuffTech	10 ft length 50 pc/ctn 45 lb/ctn 40 ctn/plt 10 plt/trk	518 Black [BLK] 502 Brown [B] 807 Clay [C] 511 Terratone [TER] 280 White [W]
	1.5GATPGAL	Steel 0.016"	Q800 TuffTech	10 ft length 25 pc/ctn 58 lb/ctn 40 ctn/plt 10 plt/trk	518 Black [BLK] 502 Brown [B] 807 Clay [C] 523 Snowmist [SMT] 511 Terratone [TER]
2" Gutter Apron Flange: (2.75") 2 3/4" 	2GA	Aluminum 0.019"	Q800 TuffTech Mill	10 ft length 50 pc/ctn 50 lb/ctn 40 ctn/plt 10 plt/trk	System Colors 505 Green [GRE] 410 Thatch [THA] 000 Mill [M]
	2GAE	Aluminum 0.011"	Q800 TuffTech	10 ft length 50 pc/ctn 35 lb/ctn 40 ctn/plt 10 plt/trk	518 Black [BLK] 502 Brown [B] 807 Clay [C] 327 Desert Tan [DTAN] 509 Norwood [NOR] 511 Terratone [TER] 280 White [W] 809 Wicker [WIC]
2" Gutter Apron Flange: (2.5") 2 1/2" 	2GA016	Aluminum 0.016"	Q800 TuffTech	10 ft length 50 pc/ctn 40 lb/ctn 40 ctn/plt 10 plt/trk	502 Brown [B] 827 Champagne [CAB] 807 Clay [C] 327 Desert Tan [DTAN] 509 Norwood [NOR] 511 Terratone [TER] 280 White [W] 809 Wicker [WIC]
2" Gutter Apron Flange: (2.625") 2 5/8" 	2GA30G	Steel 0.010"	Q800 TuffTech Mill	10 ft length 25 pc/ctn 40 lb/ctn 40 ctn/plt 10 plt/trk	518 Black [BLK] 502 Brown [B] 807 Clay [C] 327 Desert Tan [DTAN] 523 Snowmist [SMT] 511 Terratone [TER] 000 Mill [M]


DESCRIPTION	SKU	METAL/ THICKNESS	FINISH	LENGTH & SHIPPING	COLOR AVAILABILITY
2" Gutter Apron Flange: (2.625") 2 5/8" 	2GAGAL_019	Steel 0.019"	Q800 TuffTech Mill	10 ft length 15 pc/ctn 48 lb/ctn 40 ctn/plt 10 plt/trk	518 Black [BLK] 502 Brown [B] 327 Desert Tan [DTAN] 523 Snowmist [SMT] 511 Terratone [TER] 000 Mill [M]
	2GATPGAL	Steel 0.016"	Q800 TuffTech Mill	10 ft length 25 pc/ctn 62 lb/ctn 40 ctn/plt 10 plt/trk	518 Black [BLK] 502 Brown [B] 807 Clay [C] 327 Desert Tan [DTAN] 204 Granite [GRT204] 507 Mocha [MOC] 508 Musket [MUS] 509 Norwood [NOR] 523 Snowmist [SMT] 511 Terratone [TER] 000 Mill [M]
2" x 4" Gutter Apron Flange: (3.75") 3 3/4" 	2X4GA016	Aluminum 0.016"	Q800 TuffTech Mill	10 ft length 15 pc/ctn 14.6 lb/ctn 40 ctn/plt 10 plt/trk	518 Black [BLK] 502 Brown [B] 807 Clay [C] 805 Pewter [P] 523 Snowmist [SMT] 511 Terratone [TER] 280 White [W] 000 Mill [M]
	2X4GA120GAL_019	Steel 0.019"	Q800 TuffTech Mill	10 ft length 15 pc/ctn 58 lb/ctn 40 ctn/plt 10 plt/trk	518 Black [BLK] 502 Brown [B] 327 Desert Tan [DTAN] 523 Snowmist [SMT] 511 Terratone [TER] 000 Mill [M]
2" x 4" Gutter Apron Flange: (3.75") 3 3/4" 	2X4GA120TPGAL	Steel 0.016"	Q800 TuffTech Mill	10 ft length 15 pc/ctn 49 lb/ctn 40 ctn/plt 10 plt/trk	518 Black [BLK] 502 Brown [B] 327 Desert Tan [DTAN] 523 Snowmist [SMT] 511 Terratone [TER] 000 Mill [M]

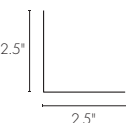
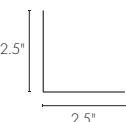
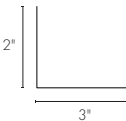
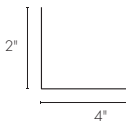
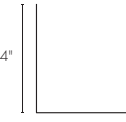
Flat Step Flashing

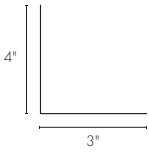
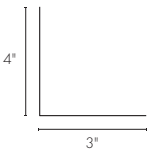
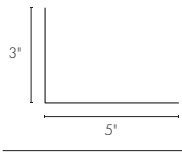

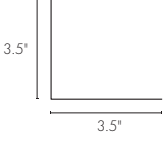


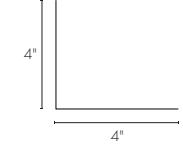
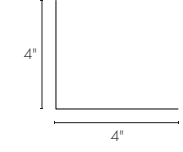
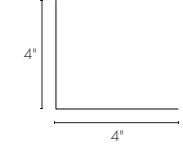
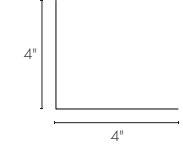
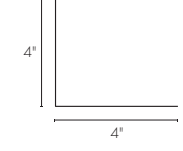
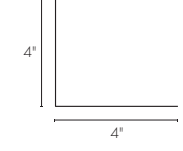
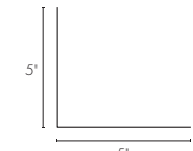
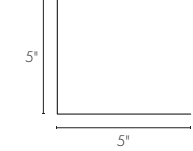
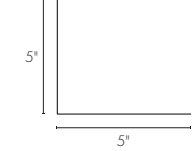
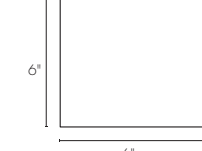
DESCRIPTION	SKU	METAL/ THICKNESS	FINISH	LENGTH & SHIPPING	COLOR AVAILABILITY
5" x 7" Flat Step Flashing 	S28G5X7SF	Steel 0.013"	Q800 TuffTech Mill	100 pc/ctn 13 lb/ctn 100 ctn/plt 26 plt/trk	518 Black [BLK] 502 Brown [B] 522 Forest [FOR] 523 Snowmist [SMT] 511 Terratone [TER] 000 Mill [M]
	5X7SF	Aluminum 0.011"	Q800 TuffTech Mill	500 pc/ctn 20 lb/ctn 100 ctn/plt 26 plt/trk	Black 518/Brown 502 [BLK/B] White 280/Terratone 511 [W/TER] 000 Mill [M]
6" x 8" Flat Step Flashing 	S28G6X8SF	Steel 0.013"	Q800 TuffTech Mill	100 pc/ctn 18 lb/ctn 100 ctn/plt 26 plt/trk	518 Black [BLK] 502 Brown [B] 522 Forest [FOR] 523 Snowmist [SMT] 511 Terratone [TER] 000 Mill [M]
	6X8SF	Aluminum 0.011"	Q800 TuffTech Mill	500 pc/ctn 20 lb/ctn 100 ctn/plt 26 plt/trk	Black 518/Brown 502 [BLK/B] White 280/Terratone 511 [W/TER] 000 Mill [M]
7" x 7" Flat Step Flashing 	S28G7X7SF	Steel 0.013"	Mill	100 pc/ctn 18 lb/ctn 100 ctn/plt 26 plt/trk	000 Mill [M]
	7X7SF	Aluminum 0.011"	Q800 TuffTech Mill	500 pc/ctn 28 lb/ctn 100 ctn/plt 26 plt/trk	Black 518/Brown 502 [BLK/B] White 280/Terratone 511 [W/TER] 000 Mill [M]
7" x 8" Flat Step Flashing 	S28G7X8SF	Steel 0.013"	Mill	100 pc/ctn 20 lb/ctn 100 ctn/plt 26 plt/trk	000 Mill [M]
	7X8SF	Aluminum 0.011"	Q800 TuffTech Mill	500 pc/ctn 28 lb/ctn 100 ctn/plt 26 plt/trk	Black 518/Brown 502 [BLK/B] White 280/Terratone 511 [W/TER] 000 Mill [M]
8" x 8" Flat Step Flashing 	S28G8X8SF	Steel 0.013"	Q800 TuffTech Mill	100 pc/ctn 24 lb/ctn 100 ctn/plt 26 plt/trk	518 Black [BLK] 502 Brown [B] 523 Snowmist [SMT] 511 Terratone [TER] 000 Mill [M]
	8X8SF	Aluminum 0.011"	Mill	500 pc/ctn 35 lb/ctn 100 ctn/plt 26 plt/trk	000 Mill [M]
8" x 14" Flat Step Flashing 	S28G8X14SF	Steel 0.013"	Q800 TuffTech Mill	50 pc/ctn 20 lb/ctn 100 ctn/plt 26 plt/trk	518 Black [BLK] 502 Brown [B] 522 Forest [FOR] 523 Snowmist [SMT] 511 Terratone [TER] 000 Mill [M]
	8X14SF	Aluminum 0.011"	Q800 TuffTech Mill	300 pc/ctn 14 lb/ctn 100 ctn/plt 26 plt/trk	518 Black [BLK] 502 Brown [B] 511 Terratone [TER] 280 White [W] 000 Mill [M]

Prebent Step Flashing

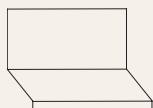


DESCRIPTION	SKU	METAL/ THICKNESS	FINISH	LENGTH & SHIPPING	COLOR AVAILABILITY
2.5"x2.5"x7" Prebent Step Flashing 	S28G2.5X2.5X7SF	Steel 0.013"	Q800 TuffTech Mill	100 pc/ctn 13 lb/ctn 100 ctn/plt 26 plt/trk	518 Black [BLK] 502 Brown [B] 807 Clay [C] 522 Forest [FOR] 523 Snowmist [SMT] 511 Terratone [TER] 000 Mill [M]
	2.5X2.5X7SF	Aluminum 0.011"	Q800 TuffTech Mill	500 pc/ctn 20 lb/ctn 100 ctn/plt 26 plt/trk	518 Black [BLK] 502 Brown [B] 807 Clay [C] 507 Mocha [MOC] 805 Pewter [P805] 511 Terratone [TER] 280 White [W] 000 Mill [M]
2.5"x2.5"x7.625" Prebent Step Flashing 	2.5X2.5X7.625SF	Aluminum 0.011"	Q800 TuffTech Mill	500 pc/ctn 18 lb/ctn 75 ctn/plt 26 plt/trk	518 Black [BLK] 502 Brown [B] 511 Terratone [TER] 280 White [W] 000 Mill [M]
	2X3X7SF	Aluminum 0.011"	Q800 TuffTech Mill	500 pc/ctn 39 lb/ctn 100 ctn/plt 26 plt/trk	518 Black [BLK] 502 Brown [B] 807 Clay [C] 511 Terratone [TER] 280 White [W] 000 Mill [M]
2"x3"x7" Prebent Step Flashing 	S28G2X3X7SF	Steel 0.013"	Q800 TuffTech Mill	100 pc/ctn 13 lb/ctn 75 ctn/plt 26 plt/trk	518 Black [BLK] 000 Mill [M]
	2X3X7SF	Aluminum 0.011"	Q800 TuffTech Mill	500 pc/ctn 39 lb/ctn 100 ctn/plt 26 plt/trk	518 Black [BLK] 502 Brown [B] 807 Clay [C] 511 Terratone [TER] 280 White [W] 000 Mill [M]
2"x4"x8" Prebent Step Flashing 	S28G2X4X8SF	Steel 0.013"	Q800 TuffTech Mill	100 pc/ctn 18 lb/ctn 75 ctn/plt 26 plt/trk	518 Black [BLK] 502 Brown [B] 522 Forest [FOR] 511 Terratone [TER] 000 Mill [M]
	2X4X8SF	Aluminum 0.011"	Mill	300 pc/ctn 16 lb/ctn 100 ctn/plt 26 plt/trk	000 Mill [M]
3"x4"x7" Prebent Step Flashing 	S28G3X4X7SF	Steel 0.013"	Q800 TuffTech Mill	100 pc/ctn 18 lb/ctn 75 ctn/plt 26 plt/trk	518 Black [BLK] 502 Brown [B] 807 Clay [C] 522 Forest [FOR] 511 Terratone [TER] 280 White [W] 000 Mill [M]
	3X4X7SF	Aluminum 0.011"	Q800 TuffTech Mill	300 pc/ctn 14 lb/ctn 100 ctn/plt 26 plt/trk	518 Black [BLK] 502 Brown [B] 807 Clay [C] 511 Terratone [TER] 280 White [W] 000 Mill [M]

DESCRIPTION	SKU	METAL/ THICKNESS	FINISH	LENGTH & SHIPPING	COLOR AVAILABILITY
3"x4"x7.625" Prebent Step Flashing 	3X4X7.625SF	Aluminum 0.011"	Q800 TuffTech Mill	300 pc/ctn 17 lb/ctn 75 ctn/plt 26 plt/trk	518 Black [BLK] 502 Brown [B] 511 Terratone [TER] 280 White [W] 000 Mill [M]
3"x4"x9" Prebent Step Flashing 	3X4X9SF	Aluminum 0.011"	Mill	300 pc/ctn 18 lb/ctn 100 ctn/plt 26 plt/trk	000 Mill [M]
3"x5"x8" Prebent Step Flashing 	3X5X8SF	Aluminum 0.011"	Q800 TuffTech	300 pc/ctn 22 lb/ctn 100 ctn/plt 26 plt/trk	502 Brown [B]
3.5"x3.5"x7" Prebent Step Flashing 	3.5X3.5X7SF	Aluminum 0.011"	Q800 TuffTech Mill	300 pc/ctn 15 lb/ctn 100 ctn/plt 26 plt/trk	518 Black [BLK] 502 Brown [B] 807 Clay [C] 511 Terratone [TER] 280 White [W] 000 Mill [M]
3.5"x3.5"x8" Prebent Step Flashing 	3.5X3.5X8SF	Aluminum 0.011"	Q800 TuffTech	300 pc/ctn 17 lb/ctn 100 ctn/plt 26 plt/trk	518 Black [BLK] 502 Brown [B] 508 Musket [MUS]

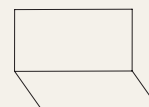
DESCRIPTION	SKU	METAL/ THICKNESS	FINISH	LENGTH & SHIPPING	COLOR AVAILABILITY
4"x4"x8" Prebent Step Flashing 	4X4X8SF30M90	Steel 0.010"	Mill	100 pc/ctn 19 lb/ctn 100 bundles	000 Mill [M]
	S28G4X4X8SF	Steel 0.013"	Q800 TuffTech Mill	100 pc/ctn 24 lb/ctn 75 ctn/plt 26 plt/trk	518 Black [BLK] 502 Brown [B] 522 Forest [FOR] 204 Granite [GRT204] 508 Musket [MUS] 523 Snowmist [SMT] 511 Terratone [TER]
	4X4X8SF	Aluminum 0.011"	Q800 TuffTech Mill	300 pc/ctn 22 lb/ctn 100 ctn/plt 26 plt/trk	518 Black [BLK] 502 Brown [B] 511 Terratone [TER]
	4x4x8SF100PC	Aluminum 0.011"	Q800 TuffTech Mill	100 pc/ctn 7.3 lb/ctn 120 ctn/plt 26 plt/trk	518 Black [BLK] 502 Brown [B] 511 Terratone [TER]
4"x4"x12" Prebent Step Flashing 	S28G4X4X12SF	Steel 0.013"	Mill	100 pc/ctn 36 lb/ctn 75 ctn/plt 26 plt/trk	000 Mill [M]
	4X4X12SF	Aluminum 0.011"	Q800 TuffTech	100 pc/ctn 11 lb/ctn 100 ctn/plt 26 plt/trk	518 Black [BLK] 502 Brown [B] 511 Terratone [TER]
5"x5"x7" Prebent Step Flashing 	5X5X7SF	Aluminum 0.011"	Q800 TuffTech Mill	500 pc/ctn 38 lb/ctn 100 ctn/plt 26 plt/trk	518 Black [BLK] 502 Brown [B] 280 White [W] 000 Mill [M]
5"x5"x8" Prebent Step Flashing 	S28G5X5X8SF	Steel 0.013"	Q800 TuffTech Mill	100 pc/ctn 30 lb/ctn 75 ctn/plt 26 plt/trk	518 Black [BLK] 511 Terratone [TER] 000 Mill [M]
	5X5X8SF	Aluminum 0.011"	Q800 TuffTech Mill	100 pc/ctn 10 lb/ctn 100 ctn/plt 26 plt/trk	518 Black [BLK] 511 Terratone [TER] 000 Mill [M]
6"x6"x10" Prebent Step Flashing 	6X6X10SF30M	Steel 0.010"	Mill	100 pc/ctn 31 lb/ctn 100 ctn/plt 26 plt/trk	000 Mill [M]

Base/Roof Flashing



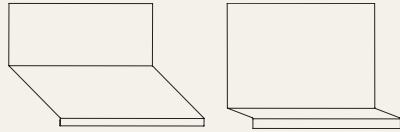
DESCRIPTION	SKU	METAL/ THICKNESS	FINISH	LENGTH & SHIPPING	COLOR AVAILABILITY
3"x3" Base/Roof Flashing	ABF3X3	Aluminum 0.019"	Q800 TuffTech	10 ft length	518 Black [BLK] 502 Brown [B] 511 Terratone [TER] 280 White [W]
				25 pc/ctn 33 lb/ctn 20 ctn/plt 10 plt/trk	
4"x2" Base/Roof Flashing	BF4X2	Steel 0.016"	Q800 TuffTech	10 ft length	518 Black [BLK] 502 Brown [B] 511 Terratone [TER]
				25 pc/ctn 95 lb/ctn 20 ctn/plt 10 plt/trk	

Porch Flashing

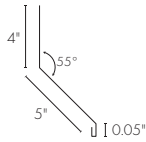


DESCRIPTION	SKU	METAL/ THICKNESS	FINISH	LENGTH & SHIPPING	COLOR AVAILABILITY
4"x4" - 120 degree Porch Flashing	S28GPF4X4_120	Steel 0.013"	Q800 TuffTech	10 ft length	518 Black [BLK] 502 Brown [B] 522 Forest [FOR] 511 Terratone [TER]
				10 pc/ctn 35 lb/ctn 30 ctn/plt 10 plt/trk	
4"x5" - 90 degree Porch Flashing	S28GPF4X5	Steel 0.013"	Mill	10 ft length	000 Mill [M]
				10 pc/ctn 40 lb/ctn 30 ctn/plt 10 plt/trk	
4"x5" - 120 degree Porch Flashing	PF	Aluminum 0.019"	Q800 TuffTech	10 ft length	518 Black [BLK] 502 Brown [B] 511 Terratone [TER] 280 White [W]
			Mill	30 pc/ctn 58 lb/ctn 30 ctn/plt 10 plt/trk	000 Mill [M]
4"x5" - 90 degree Porch Flashing	PF4X526GAL	Steel 0.016"	Q800 TuffTech	10 ft length	518 Black [BLK] 502 Brown [B] 511 Terratone [TER] 523 Snowmist [SMT]
			Mill	10 pc/ctn 49 lb/ctn 30 ctn/plt 10 plt/trk	000 Mill [M]
4"x5" - 120 degree Porch Flashing	S28GPF4X5M120	Steel 0.013"	Mill	10 ft length	000 Mill [M]
				10 pc/ctn 40 lb/ctn 30 ctn/plt 10 plt/trk	
4"x5" - 90 degree Porch Flashing	PF4X524GAL_019	Steel 0.019"	Mill	10 ft length	000 Mill [M]
				25 pc/ctn 60 lb/ctn 20 ctn/plt 10 plt/trk	
4"x5" - 120 degree Porch Flashing	PF4X526GALM120	Steel 0.016"	Mill	10 ft length	000 Mill [M]
				10 pc/ctn 49 lb/ctn 30 ctn/plt 10 plt/trk	

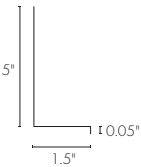
Dormer & Deck Flashing



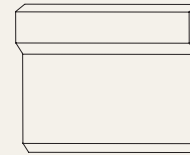
DESCRIPTION	SKU	METAL/ THICKNESS	FINISH	LENGTH & SHIPPING	COLOR AVAILABILITY
Dormer Flashing	DORMFTPGAL	Steel 0.016"	Q800	10 ft length	518 Black [BLK]
			TuffTech	10 pc/ctn	502 Brown [B]
			Mill	51 lb/ctn	327 Desert Tan [DTAN]
				20 ctn/plt	204 Granite [GRT204]
			10 pt/trk	523 Snowmist [SMT]	
				10 pt/trk	511 Terratone [TER]
					000 Mill [M]



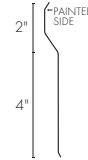
DESCRIPTION	SKU	METAL/ THICKNESS	FINISH	LENGTH & SHIPPING	COLOR AVAILABILITY
Deck Flashing	DFGALP019	Steel 0.019"	Q800	10 ft length	518 Black [BLK]
			TuffTech	10 pc/ctn	502 Brown [B]
			Mill	47 lb/ctn	511 Terratone [TER]
				20 ctn/plt	000 Mill [M]
			10 pt/trk		



Reglet

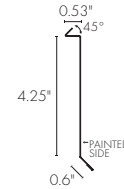


DESCRIPTION	SKU	METAL/ THICKNESS	FINISH	LENGTH & SHIPPING	COLOR AVAILABILITY
Reglet	REG4.25TPGAL	Steel 0.016"	Q800	10 ft length	518 Black [BLK]
			TuffTech	15 pc/ctn	502 Brown [B]
			Mill	41 lb/ctn	204 Granite [GRT204]
				30 ctn/plt	523 Snowmist [SMT]
			10 pt/trk	511 Terratone [TER]	
					000 Mill [M]



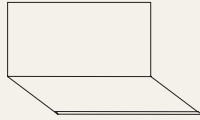
REG4.25TPGAL_019	Steel 0.019"	Q800	10 ft length	518 Black [BLK]
		TuffTech	15 pc/ctn	502 Brown [B]
		Mill	51 lb/ctn	327 Desert Tan [DTAN]
			30 ctn/plt	523 Snowmist [SMT]
			10 pt/trk	511 Terratone [TER]

DESCRIPTION	SKU	METAL/ THICKNESS	FINISH	LENGTH & SHIPPING	COLOR AVAILABILITY
Reglet with Return	REG4.25TPGAL_/R	Steel 0.016"	Q800	10 ft length	518 Black [BLK]
			TuffTech	15 pc/ctn	502 Brown [B]
			Mill	41 lb/ctn	204 Granite [GRT204]
				30 ctn/plt	523 Snowmist [SMT]
			10 pt/trk	511 Terratone [TER]	
					000 Mill [M]

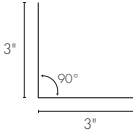
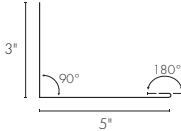
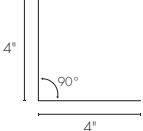
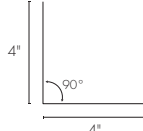
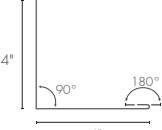
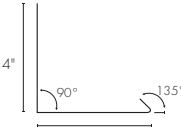


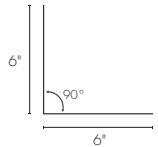
REG4.25TPGAL_R019	Steel 0.019"	Q800	10 ft length	518 Black [BLK]
		TuffTech	15 pc/ctn	502 Brown [B]
		Mill	58 lb/ctn	327 Desert Tan [DTAN]
			30 ctn/plt	523 Snowmist [SMT]
			10 pt/trk	511 Terratone [TER]

Angle Flashing



See pages 192-225 for more Angle Flashing options manufactured in our Georgia & Texas Locations

DESCRIPTION	SKU	METAL/ THICKNESS	FINISH	LENGTH & SHIPPING	COLOR AVAILABILITY
3"x3" Angle Flashing 90 degree 	AF28G3X3	Steel 0.013"	Q800 TuffTech	10 ft length	518 Black [BLK] 502 Brown [B] 807 Clay [C] 522 Forest [FOR] 523 Snowmist [SMT] 511 Terratone [TER] 000 Mill [M]
			Mill	25 pc/ctn 67 lb/ctn 15 ctn/plt	
3"x5" Angle Flashing 180 degree 	AF28G3X5WL180	Steel 0.013"	Q800 TuffTech	10 ft length	511 Terratone [TER] 000 Mill [M]
			Mill	10 pc/ctn 36 lb/ctn 15 ctn/plt	
4"x4" Angle Flashing 180 degree 	AF26G4X4WL180	Steel 0.016"	Q800 TuffTech	10 ft length	511 Terratone [TER] 000 Mill [M]
			Mill	10 pc/ctn 44 lb/ctn 30 ctn/plt	
90 degree 	AF28G4X4	Steel 0.013"	Q800 TuffTech	10 ft length	502 Brown [B] 522 Forest [FOR] 523 Snowmist [SMT] 511 Terratone [TER] 000 Mill [M]
			Mill	10 pc/ctn 36 lb/ctn 30 ctn/plt	
180 degree 	AF28G4X4WL180	Steel 0.013"	Q800 TuffTech	10 ft length	518 Black [BLK] 502 Brown [B] 522 Forest [FOR] 523 Snowmist [SMT] 511 Terratone [TER] 000 Mill [M]
			Mill	10 pc/ctn 36 lb/ctn 30 ctn/plt	
135 degree, open hem 	AF28G4X4WL135	Steel 0.013"	Q800 TuffTech	10 ft length	518 Black [BLK] 502 Brown [B] 522 Forest [FOR] 523 Snowmist [SMT] 511 Terratone [TER] 000 Mill [M]
			Mill	10 pc/ctn 36 lb/ctn 30 ctn/plt	

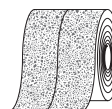
DESCRIPTION	SKU	METAL/ THICKNESS	FINISH	LENGTH & SHIPPING	COLOR AVAILABILITY
6"x6" Angle Flashing 90 degree 	AF28G6X6	Steel 0.013"	Mill	10 ft length	000 Mill [M]
				10 pc/ctn 81 lb/ctn 30 ctn/plt	
	AF26G6X6	Steel 0.016"	Mill	10 ft length	000 Mill [M]
				10 pc/ctn 62 lb/ctn 30 ctn/plt	

Roll Flashing

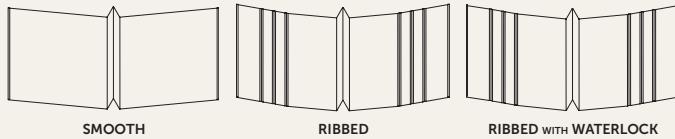


DESCRIPTION	SKU	METAL/ THICKNESS	FINISH	LENGTH	SHIPPING	COLOR AVAILABILITY
8" Roll Flashing	ARF8X25	Aluminum				
	ARF8X50	0.011"				
	SRF8X25	Steel	Q800 TuffTech	25 ft length 50 ft length	1 roll 50 ctn/plt 26 plt/trk	518 Black [BLK] 502 Brown [B] 511 Terratone [TER]
	SRF8X50	0.010"	Mill			000 Mill [M]
10" Roll Flashing	ARF10X25	Aluminum				
	ARF10X50	0.011"				
	SRF10X25	Steel	Q800 TuffTech	25 ft length 50 ft length	1 roll 50 ctn/plt 26 plt/trk	518 Black [BLK] 502 Brown [B] 511 Terratone [TER]
	SRF10X50	0.010"	Mill			000 Mill [M]
12" Roll Flashing	ARF12X25	Aluminum				
	ARF12X50	0.011"				
	SRF12X25	Steel	Q800 TuffTech	25 ft length 50 ft length	1 roll 50 ctn/plt 26 plt/trk	518 Black [BLK] 502 Brown [B] 511 Terratone [TER]
	SRF12X50	0.010"	Mill			000 Mill [M]
14" Roll Flashing	ARF14X25	Aluminum				
	ARF14X50	0.011"				
	SRF14X25	Steel	Q800 TuffTech	25 ft length 50 ft length	1 roll 25 ctn/plt 54 plt/trk	518 Black [BLK] 502 Brown [B] 511 Terratone [TER]
	SRF14X50	0.010"	Mill			000 Mill [M]
16" Roll Flashing	ARF16X25	Aluminum				
	ARF16X50	0.011"				
	SRF16X25	Steel	Q800 TuffTech	25 ft length 50 ft length	1 roll 25 ctn/plt 54 plt/trk	518 Black [BLK] 502 Brown [B] 511 Terratone [TER]
	SRF16X50	0.010"	Mill			000 Mill [M]

DESCRIPTION	SKU	METAL/ THICKNESS	FINISH	LENGTH	SHIPPING	COLOR AVAILABILITY
18" Roll Flashing	ARF18X25	Aluminum				
	ARF18X50	0.011"				
	SRF18X25	Steel	Q800 TuffTech	25 ft length 50 ft length	1 roll 25 ctn/plt 54 plt/trk	518 Black [BLK] 502 Brown [B] 511 Terratone [TER]
	SRF18X50	0.010"	Mill			000 Mill [M]
20" Roll Flashing	ARF20X25	Aluminum				
	ARF20X50	0.011"				
	SRF20X25	Steel	Q800 TuffTech	25 ft length 50 ft length	1 roll 25 ctn/plt 54 plt/trk	518 Black [BLK] 502 Brown [B] 511 Terratone [TER]
	SRF20X50	0.010"	Mill			000 Mill [M]
20" Roll Flashing - Professional Grade	SRF20X50M016	Aluminum	Mill	25 ft length 50 ft length	1 roll 25 ctn/plt 54 plt/trk	000 Mill [M]
		0.016"				
24" Roll Flashing	ARF24X25	Aluminum	Q800 TuffTech	25 ft length 50 ft length		
	ARF24X50	0.011"	Mill			
	SRF24X50	Steel	Q800 TuffTech	50 ft length	1 roll 25 ctn/plt 54 plt/trk	518 Black [BLK] 502 Brown [B] 511 Terratone [TER]
		0.010"	Mill			000 Mill [M]
DESCRIPTION	SKU	MATERIAL	LENGTH	SHIPPING		
7.2" x 33.5' Seamless Starter	SHS	Stone & Glue	33.5 ft	8 pc/ctn 57 lb/ctn 27 ctn/plt 28 plt/trk		

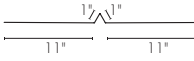
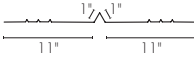
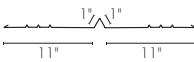
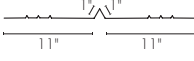
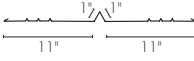
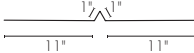


W-Valley



DESCRIPTION	SKU	METAL/ THICKNESS	NOTES	FINISH	LENGTH & SHIPPING	COLOR AVAILABILITY
18" W-Valley	TV18	Steel 0.019"	Ribbed	Q800 TuffTech Mill	10 ft length 250 pc/ctn 12 lb/pc	518 Black [BLK] 502 Brown [B] 511 Terratone [TER]
18WV28G_NR		Steel 0.013"	Smooth	Mill	10 ft length 250 pc/ctn 8 lb/pc	518 Black [BLK] 502 Brown [B] 522 Forest [FOR] 523 Snowmist [SMT] 511 Terratone [TER]
						000 Mill [M]
18WV28G		Steel 0.013"	Ribbed	Q800 TuffTech Mill	10 ft length 250 pc/ctn 8 lb/pc	
18WV28G_WL		Steel 0.013"	Ribbed with Waterlock	Q800 TuffTech Mill	10 ft length 250 pc/ctn 8 lb/pc	

DESCRIPTION	SKU	METAL/ THICKNESS	NOTES	FINISH	LENGTH & SHIPPING	COLOR AVAILABILITY
20" W-Valley	20WV28G_NR	Steel 0.013"	Smooth	Q800 TuffTech Mill	10 ft length 250 pc/ctn 9 lb/pc	518 Black [BLK] 502 Brown [B] 522 Forest [FOR] 523 Snowmist [SMT] 511 Terratone [TER] 280 White [W]
						000 Mill [M]
	20WV28G	Steel 0.013"	Ribbed			
	20WV28G_WL	Steel 0.013"	Ribbed with Waterlock			
	20WV26G_NR	Steel 0.016"	Smooth	Q800 TuffTech Mill	10 ft length 250 pc/ctn 11 lb/pc	518 Black [BLK] 502 Brown [B] 511 Terratone [TER] 280 White [W]
						000 Mill [M]
	TV20	Steel 0.016"	Ribbed	WeatherXL Mill	10 ft length 250 pc/ctn 10 lb/pc	
	20WV26G	Steel 0.016"	Ribbed	Q800 TuffTech Mill	10 ft length 250 pc/ctn 11 lb/pc	
	20WV26G_WL	Steel 0.016"	Ribbed with Waterlock	Q800 TuffTech	10 ft length 250 pc/ctn 11 lb/pc	518 Black [BLK] 502 Brown [B]
	20AWV_NRNH	Aluminum 0.019"	Smooth	Mill	10 ft length 250 pc/ctn 5 lb/pc	000 Mill [M]


DESCRIPTION	SKU	METAL/ THICKNESS	NOTES	FINISH	LENGTH & SHIPPING	COLOR AVAILABILITY
24" W-Valley	24WV28G_NR	Steel 0.013"	Smooth	Q800 TuffTech Mill	10 ft length	518 Black [BLK] 502 Brown [B] 511 Terratone [TER]
					250 pc/ctn 11 lb/pc	000 Mill [M]
						
24WV28G	24WV28G	Steel 0.013"	Ribbed	Q800 TuffTech	10 ft length	518 Black [BLK] 502 Brown [B] 327 Desert Tan [DTAN] 522 Forest [FOR] 508 Musket [MUS] 523 Snowmist [SMT] 511 Terratone [TER]
					250 pc/ctn 11 lb/pc	
						
24WV28G_WL	24WV28G_WL	Steel 0.013"	Ribbed with Waterlock	Q800 TuffTech	10 ft length	518 Black [BLK] 502 Brown [B] 327 Desert Tan [DTAN] 522 Forest [FOR] 523 Snowmist [SMT] 511 Terratone [TER]
					250 pc/ctn 11 lb/pc	
						
TV24	TV24	Steel 0.016"	Ribbed	Q800 TuffTech Mill	10 ft length	518 Black [BLK] 502 Brown [B] 807 Clay [C] 523 Snowmist [SMT] 511 Terratone [TER] 702 Low Gloss Brown [LGB]
					250 pc/ctn 13 lb/pc	000 Mill [M]
						
TV24_WL	TV24_WL	Steel 0.016"	Ribbed with Waterlock	Q800 TuffTech	10 ft length	518 Black [BLK] 502 Brown [B] 807 Clay [C] 511 Terratone [TER]
					250 pc/ctn 13 lb/pc	
						
24AWV	24AWV	Aluminum 0.019"	Smooth	Q800 TuffTech	10 ft length	518 Black [BLK] 502 Brown [B]
					250 pc/ctn 5 lb/pc	
						



Patents

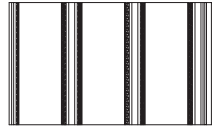
TRUVENT® SOFFIT

U.S. Patent: 7,137,224
Canadian Patent: 2,496,496




TRUBEAD® SOFFIT

U.S. Patents: 8,176,691 | 8,209,864
Canadian Patent: 2,686,266



VESTA PLANK SOFFIT

U.S. Patents: 10,508,455 | 10,760,282
U.K. Patent: 2,588,713
Canadian Patent Pending



Copyrights

- © Sand Dollar Woodgrain Artwork VAu1-378-183
- © Driftwood Woodgrain Artwork VAu1-378-232
- © Autumn Thistle Woodgrain Artwork VAu1-378-233
- © Gilded Grain Woodgrain Artwork VAu 1-382-425

Building Codes & Best Practices

SOFFIT

"Proper ventilation [more in-take through soffit than exhaust through roof vents] can lower the attic temperature by as much as 50°F, which significantly reduces the home's heating and cooling demands. Ridge and soffit vents help keep the attic space well-ventilated, preventing a build-up of moisture and reducing heat in summer. These vents can prolong the life of the roof."

Typical one foot soffit overhangs should have at least an 11 NFA, so when used on both sides of the home will have a combined NFA of 22 to draw the air flow needed to work with a ridge vent system.

SOURCE: U.S. Department of Energy
https://web.archive.org/web/20120925234940/http://www1.eere.energy.gov/buildings/openhouse/soffit_vents.html/#



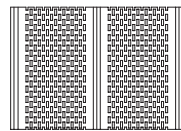
TRUVENT®
Hidden Vent Soffit
HVS
Aluminum 0.019"
NFA 11.0



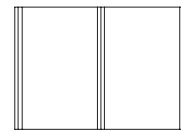
TRUBEAD®
Beaded Soffit - Full Vent
TBS3V
Aluminum 0.019"
NFA 10.2



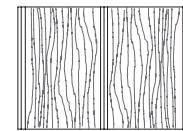
TRUBEAD®
Beaded Soffit - Solid
TBS3S
Aluminum 0.019"




TRULINE® HP
Double 5" Soffit - Full Vent
D5VS
Aluminum 0.019"
NFA 12.0



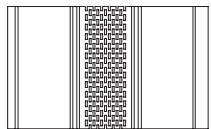
TRULINE® HP
Double 5" Soffit - Solid
D5SS
Aluminum 0.019"



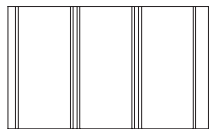
PORCH CEILING
Double 5" Soffit - Solid Woodgrain
D5PC
Aluminum 0.024"




TRULINE® HP & TS
12" Soffit - Full Vent
HP: SV
TS: SV_BLDR
Aluminum 0.019" & .016"
NFA 19.6




TRULINE® HP & TS
12" Soffit - Center Vent
HP: CV
TS: SCV_BLDR
Aluminum 0.019" & .016"
NFA 5.9




TRULINE® HP & TS
12" Soffit - Solid
HP: S
TS: S_BLDR
Aluminum 0.019" & .016"




TRULINE® HP
Double 6" Soffit - Full Vent
D6VS
Aluminum 0.019"
NFA 12.0



TRULINE® HP
Double 6" Soffit - Solid
D6SS
Aluminum 0.019"




TRULINE® HP
16" Soffit - Full Vent
HP: 16V
Aluminum 0.019" & 0.016"
NFA 19.1




TRULINE® HP & TS
16" Soffit - Center Vent
HP: 16SCV
TS: 16SCV_BLDR
Aluminum 0.019" & 0.016"
NFA 9.9




TRULINE® HP & TS
16" Soffit - Solid
HP: 16SS
TS: 16SS_BLDR
Aluminum 0.019" & 0.016"



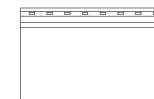
VESTA PLANK SOFFIT
Woodgrain,
Full Vent
5PS8HD3V
Steel 0.020"
NFA 11.4



VESTA PLANK SOFFIT
Woodgrain,
Non Vented
5PS8HD3
Steel 0.020"



VESTA PLANK SOFFIT
Solid,
Full Vent
5PS12V
Steel 0.020"
NFA 11.4-26.5



VESTA PLANK SOFFIT
Solid,
Non Vented
5PS12
Steel 0.020"

SOFFIT & ACCESSORIES



The right Soffit changes everything.

Quality Edge has designed, engineered and patented some of the most attractive and best performing ventilation products in the industry. With proper ventilation, cool, dry air is drawn in through the soffit and replaces the hot moist air that is created in your attic.




TruVent® Hidden Vent Soffit in 468 Fawn [FAWN]



From Left to Right:

- Row 1: 518 Black [BLK], 511 Terratone [TER], 502 Brown [B], 507 Mocha [MOC], 508 Musket [MUS]
- Row 2: 522 Forest [FOR], 411 Cottage Red [CRED], 470 Midnight Blue [MNBLU], 467 Evening Shade [EVES], 468 Fawn [FAWN]
- Row 3: 414 Ironstone [IRNS], 605 Eldridge Gray [EG], 204 Granite [GRT204], 462 Silver Lining [SVRL], 805 Pewter [P805]
- Row 4: 509 Norwood [NOR], 807 Clay [C], 177 Sandy Beige [SB177], 819 Herringbone [HER], 469 Fresh Canvas [FCAN]
- Row 5: 809 Wicker [WIC], 327 Desert Tan [DTAN], 606 Cozy Cottage [CC], 827 Champagne [CAB], 503 Eggshell [EGG]
- Row 6: 523 Snowmist [SMT], 280 White [W]




From Left to Right:
Row 1: 484 Dark Espresso [DRKE], 480 Autumn Thistle [ATHS], 485 Aged Walnut [AWAL]
Row 2: 481 Driftwood [DFWD], 482 Gilded Grain [GILD], 483 Sand Dollar [SNDR]
Row 2: 463 Coal [COAL], 414 Ironstone [IRNS], 280 White [W]

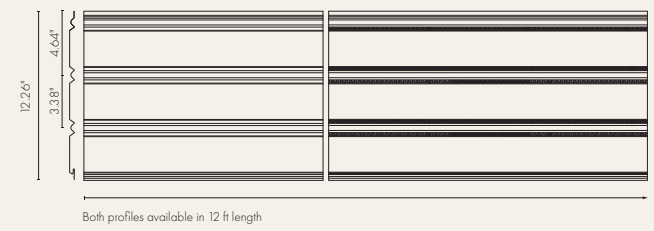


From Left to Right:
Row 1: 946 Dark Mahogany [DM], 943 Karri [K], 948 Medium Teak [MT]
Row 2: 947 Light Cherry [LC], 949 Rock Maple [RM]

**TruVent®
Hidden Vent
Soffit**



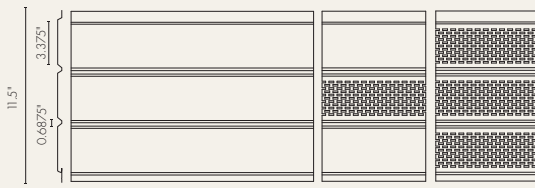
**TruBead®
Jet 45
Soffit**



DESCRIPTION	SKU	METAL/ THICKNESS	FINISH	LENGTH & SHIPPING	COLOR AVAILABILITY
Full Vent	HVS	Aluminum 0.019"	Q800 TuffTech	12 ft length 16 pc/ctn 68 lb/ctn 27 ctn/plt 8 plt/trk 192 sq ft	System Colors

DESCRIPTION	SKU	METAL/ THICKNESS	FINISH	LENGTH & SHIPPING	COLOR AVAILABILITY
Full Vent	TBS3V	Aluminum 0.019"	Q800 TuffTech	12 ft length 16 pc/ctn 60 lb/ctn 33 ctn/plt 8 plt/trk 192 sq ft	System Colors
Solid	TBS3S				

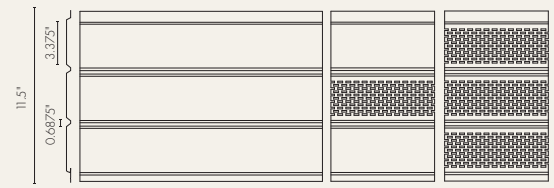
12" TruLine® HP Soffit



All profiles available in 12 ft length

DESCRIPTION	SKU	METAL/ THICKNESS	FINISH	LENGTH & SHIPPING	COLOR AVAILABILITY
Full Vent	SV	Aluminum 0.019"	Q800 TuffTech	12 ft length 16 pc/ctn 60 lb/ctn 33 ctn/plt 8 plt/trk	System Colors
Center Vent	CV			192 sq ft	
Solid	S				


12" TruLine® TS Soffit



All profiles available in 12 ft length

DESCRIPTION	SKU	METAL/ THICKNESS	FINISH	LENGTH & SHIPPING	COLOR AVAILABILITY
Full Vent	SV_BLDR	Aluminum 0.016"	Q800 TuffTech	12 ft length 16 pc/ctn 60 lb/ctn 33 ctn/plt 8 plt/trk	518 Black [BLK] 502 Brown [B] 807 Clay [C] 280 White [W]
Center Vent	SCV_BLDR			192 sq ft	
Solid	S_BLDR				


16" TruLine® HP Soffit



All profiles available in 12 ft length

DESCRIPTION	SKU	METAL/ THICKNESS	FINISH	LENGTH & SHIPPING	COLOR AVAILABILITY
Full Vent	16V	Aluminum 0.019"	Q800 TuffTech	12 ft length 12 pc/ctn 57 lb/ctn 32 ctn/plt 8 plt/trk	System Colors
Center Vent	16SCV			192 sq ft	
Solid	16SS				

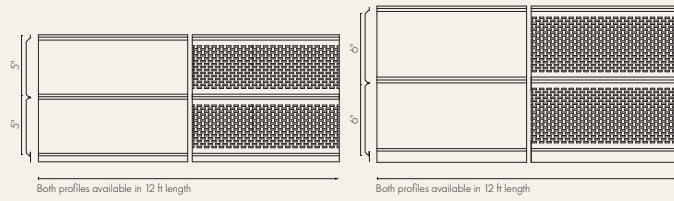
16" TruLine® TS Soffit




All profiles available in 12 ft length

DESCRIPTION	SKU	METAL/ THICKNESS	FINISH	LENGTH & SHIPPING	COLOR AVAILABILITY
Center Vent	16SCV_BLDR	Aluminum 0.016"	Q800 TuffTech	12 ft length 12 pc/ctn 48 lb/ctn 32 ctn/plt 8 plt/trk	518 Black [BLK] 502 Brown [B] 807 Clay [C] 280 White [W]
Solid	16SS_BLDR			192 sq ft	

**D5 & D6
TruLine® HP
Soffit**




**Porch
Ceiling
Collection**




DESCRIPTION	SKU	METAL/ THICKNESS	FINISH	LENGTH & SHIPPING	COLOR AVAILABILITY
Double 5" Full Vent	D5VS	Aluminum 0.019"	Q800 TuffTech	12 ft length	System Colors
				20 pc/ctn 63 lb/ctn 33 ctn/plt 8 plt/trk 200 sq ft	
Double 5" Solid	D5SS				
Double 6" Full Vent	D6VS	Aluminum 0.019"	Q800 TuffTech	12 ft length	
				16 pc/ctn 60 lb/ctn 33 ctn/plt 8 plt/trk 200 sq ft	
Double 6" Solid	D6SS				

DESCRIPTION	SKU	METAL/ THICKNESS	FINISH	LENGTH & SHIPPING	COLOR AVAILABILITY
Double 5" Solid	D5PC	Aluminum 0.024"	Q800 TuffTech	12 ft length	946 Dark Mahogany [DM] 943 Karri [K]
				20 pc/ctn 81.5 lb/ctn 33 ctn/plt 8 plt/trk 200 sq ft	947 Light Cherry [LC] 948 Medium Teak [MT] 949 Rock Maple [RM]




HD3 Woodgrain Panel - Full Vent: 8 ft length




Solid Panel - Full Vent: 12 ft length

**Vesta
Plank Soffit - Steel**


DESCRIPTION	SKU	METAL/ THICKNESS	FINISH	LENGTH & SHIPPING	COLOR AVAILABILITY
5" Plank Full Vent	5PS8HD3V	Steel 0.020"	HD3 Woodgrain: Kynar® 500 CarbonTech90	8 ft length	485 Aged Walnut [AWAL] 480 Autumn Thistle [ATHS] 484 Dark Espresso [DRKE] 481 Driftwood [DFWD] 482 Gilded Grain [GILD] 483 Sand Dollar [SNDR]
				15 pc/ctn 72 lb/ctn 36 ctn/plt 8 plt/trk	
				½ square	
5" Plank Solid	5PS8HD3	Steel 0.020"	HD3 Woodgrain: Kynar® 500 CarbonTech90	8 ft length	
				15 pc/ctn 65 lb/ctn 36 ctn/plt 8 plt/trk	
				½ square	
5" Plank Full Vent	5PS12V	Steel 0.020"	Solid: Kynar	12 ft length	463 Coal [COAL] 414 Ironstone [IRNS] 280 White [W]
				10 pc/ctn 71 lb/ctn 36 ctn/plt 8 plt/trk	
				½ square	
5" Plank Solid	5PS12	Steel 0.020"	Solid: Kynar	12 ft length	
				10 pc/ctn 71 lb/ctn 36 ctn/plt 8 plt/trk	
				½ square	






**VESTA
STANDARD FASCIA**

Available in 6" & 8" sizes.
Smooth option only.
Steel 0.016"




**VESTA
ARCHITECTURAL FASCIA & LOCK**

Available in 6" & 8" sizes.
Smooth option only.
Steel 0.016"



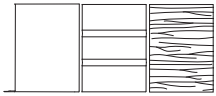
**TRUCEDAR®
WOODGRAIN FASCIA**

Available in 6" & 8"
Steel 0.016"



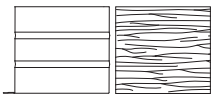
**TRULINE®
WOODGRAIN FASCIA**

Available in 6" & 8"
Steel 0.016"



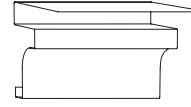
**TRULINE®
HP FASCIA**

Available in 4", 5 3/4", 6",
7 3/4", 8" & 10" sizes.
Smooth, ribbed &
woodgrain options.
Aluminum 0.024"



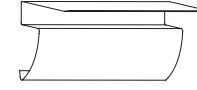
**TRULINE®
TS FASCIA**

Available in 6" & 8" sizes.
Ribbed & Woodgrain options.
Aluminum 0.019"



**COVE SOFFIT
RECEIVER**

Aluminum 0.019"




**RECESSED CROWN
MOLDING**

Aluminum 0.019"




MITRE DIVIDER

Aluminum 0.019"



F-CHANNEL

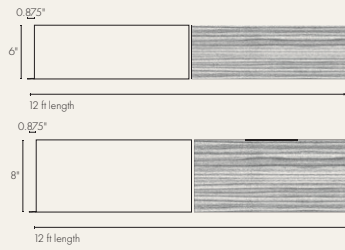
Aluminum 0.019"



J-CHANNEL

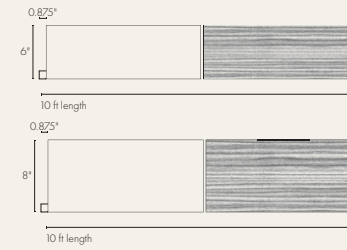
Aluminum 0.019"

**Vesta
Standard
Fascia - Steel**



SIZE	SKU	NOTES	METAL/ THICKNESS	FINISH	LENGTH & SHIPPING	COLOR AVAILABILITY
6"	6FSVS	Solid	Steel 0.016"	Solid: Kynar	12 ft length	SOLID 463 Coal [COAL] 503 Eggshell [EGG] 467 Evening Shade [EVES] 468 Fawn [FAWN] 469 Fresh Canvas [FCAN] 414 Ironstone [IRNS] 470 Midnight Blue [MNBLU] 465 Sea Glass [SEAG] 462 Silver Lining [SVRL] 466 Tourmaline [TOUR] 280 White [W]
	6FSVSHD3	HD3 Woodgrain		HD3 Woodgrain: Kynar 500 CarbonTech90		
8"	8FSVS	Solid	Steel 0.016"	Solid: Kynar	12 ft length	HD3 WOODGRAIN 485 Aged Walnut [AWAL] 480 Autumn Thistle [ATHS] 484 Dark Espresso [DRKE] 481 Driftwood [DFWD] 482 Gilded Grain [GILD] 483 Sand Dollar [SNDR]
	8FSVSHD3	HD3 Woodgrain		HD3 Woodgrain: Kynar 500 CarbonTech90		

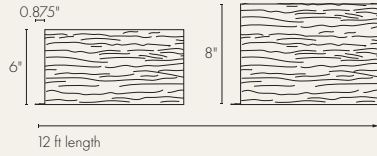
**Vesta
Architectural
Fascia & Lock *
- Steel**



*Fascia Lock included

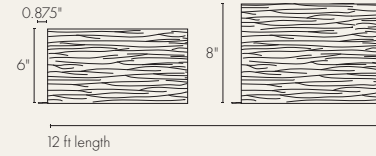
SIZE	SKU	NOTES	METAL/ THICKNESS	FINISH	LENGTH & SHIPPING	COLOR AVAILABILITY
6"	6FSVSL	Solid	Steel 0.016"	Solid: Kynar	10 ft length	SOLID 463 Coal [COAL] 503 Eggshell [EGG] 467 Evening Shade [EVES] 468 Fawn [FAWN] 469 Fresh Canvas [FCAN] 414 Ironstone [IRNS] 470 Midnight Blue [MNBLU] 465 Sea Glass [SEAG] 462 Silver Lining [SVRL] 466 Tourmaline [TOUR] 280 White [W]
	<i>includes Lock</i>	6FSVSLHD3		HD3 Woodgrain		
8"	8FSVSL	Solid	Steel 0.016"	Solid: Kynar	10 ft length	HD3 WOODGRAIN 485 Aged Walnut [AWAL] 480 Autumn Thistle [ATHS] 484 Dark Espresso [DRKE] 481 Driftwood [DFWD] 482 Gilded Grain [GILD] 483 Sand Dollar [SNDR]
	<i>includes Lock</i>	8FSVSLHD3		HD3 Woodgrain		

**TruCedar®
Woodgrain
Fascia - Steel**



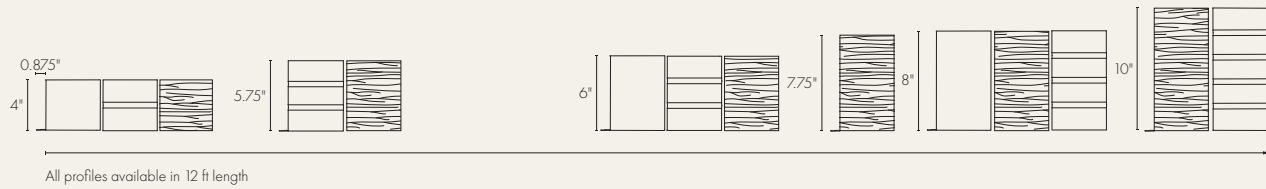
SIZE	SKU	NOTES	METAL/ THICKNESS	FINISH	LENGTH & SHIPPING	COLOR AVAILABILITY
6"	6FSS	Solid	Steel 0.016"	Kynar	12 ft length	SOLID COLORS
	6FSSHD2	HD2 Woodgrain				401 Bennington Beige [BENB] 411 Cottage Red [CRED] 503 Eggshell [EGG] 467 Evening Shade [EVES] 468 Fawn [FAWN] 405 Foothill Blue [FHB] 469 Fresh Canvas [FCAN] 415 Gray Dusk [GD SK] 414 Ironstone [IRNS] 470 Midnight Blue [MNB LU] 509 Norwood [NOR] 805 Pewter [P805] 307 Ripe Olive [RO] 462 Silver Lining [SVRL] 425 Statuary Bronze [STB] 410 Thatch [THA] 280 White [W]
8"	8FSS	Solid	Steel 0.016"	Kynar	12 ft length	HD2 WOODGRAIN COLORS
	8FSSHD2	HD2 Woodgrain				109 Cedar [CDR] M16 Cider Mill [CID] M17 English Saddle [ENG] M15 Napa Vine [NAP] 416 Spruce [SPR] 106 Timber Ash [TASH] 108 Weathered Wood [WWD]

**TruLine®
Woodgrain
Fascia - Steel**



SIZE	SKU	METAL/ THICKNESS	FINISH	LENGTH & SHIPPING	COLOR AVAILABILITY
6"	6FSWG	Steel 0.016"	Q800 TuffTech	12 ft length	807 Clay [C] 327 Desert Tan [DTAN] 204 Granite [GRT204] 507 Mocha [MOC] 508 Musket [MUS] 509 Norwood [NOR] 511 Terratone [TER] 280 White [W] 425 Statuary Bronze [STB] 718 Low Gloss Black [LG BLK] 702 Low Gloss Brown [LGB]
				10 pc/ctn 49 lb/ctn 30 ctn/plt 8 plt/trk	723 Low Gloss Snowmist [LGSMT]
8"	8FSWG	Steel 0.016"	Q800 TuffTech	12 ft length	
				10 pc/ctn 60 lb/ctn 30 ctn/plt 8 plt/trk	

**TruLine® HP
Fascia - Aluminum**




All profiles available in 12 ft length

SIZE	SKU	DESCRIPTION	METAL/ THICKNESS	FINISH	LENGTH & SHIPPING	COLOR AVAILABILITY	
4"	4F_SM	Smooth	Aluminum 0.024"	Q800 TuffTech	12 ft length	System Colors	
							25 pc/ctn 45 lb/ctn 40 ctn/plt 8 plt/trk
	4F	Ribbed: 1					
	4FW	TruLine® Woodgrain					
(5.75") 5 3/4"	5.75F	Ribbed: 2	Aluminum 0.024"	Q800 TuffTech	12 ft length	System Colors	
							25 pc/ctn 60 lb/ctn 30 ctn/plt 8 plt/trk
	5.75FW	TruLine® Woodgrain					


SIZE	SKU	DESCRIPTION	METAL/ THICKNESS	FINISH	LENGTH & SHIPPING	COLOR AVAILABILITY	
6"	6F_SM	Smooth	Aluminum 0.024"	Q800 TuffTech	12 ft length	System Colors	
							25 pc/ctn 62 lb/ctn 30 ctn/plt 8 plt/trk
	6F	Ribbed: 2					
	6FW	TruLine® Woodgrain					
(7.75") 7 3/4"	7.75FW	TruLine® Woodgrain	Aluminum 0.024"	Q800 TuffTech	12 ft length	System Colors	
		25 pc/ctn 78 lb/ctn 28 ctn/plt 8 plt/trk					
8"	8F_SM	Smooth	Aluminum 0.024"	Q800 TuffTech	12 ft length	System Colors	
							25 pc/ctn 62 lb/ctn 28 ctn/plt 8 plt/trk
	8F	Ribbed: 3					
	8FW	TruLine® Woodgrain					
10"	10F	Ribbed: 4	Aluminum 0.024"	Q800 TuffTech	12 ft length	System Colors	
							25 pc/ctn 98 lb/ctn 24 ctn/plt 8 plt/trk
	10FW	TruLine® Woodgrain					

**TruLine® TS
Fascia - Aluminum**

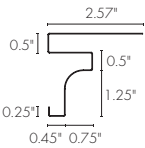


SIZE	SKU	DESCRIPTION	METAL/ THICKNESS	FINISH	LENGTH & SHIPPING	COLOR AVAILABILITY
6"	6F_BLDR	Ribbed: 2	Aluminum 0.019"	Q800 TuffTech	12 ft length 25 pc/ctn 52 lb/ctn 30 ctn/plt 8 plt/trk	502 Brown [B]
	6FW_BLDR	TruLine® Woodgrain				827 Champagne [CAB] 807 Clay [C] 327 Desert Tan [DTAN] 509 Norwood [NOR] 511 Terratone [TER] 280 White [W]
8"	8F_BLDR	Ribbed: 3	Aluminum 0.019"	Q800 TuffTech	12 ft length 25 pc/ctn 68 lb/ctn 28 ctn/plt 8 plt/trk	502 Brown [B]
	8FW_BLDR	TruLine® Woodgrain				280 White [W]


Cove Soffit Receiver



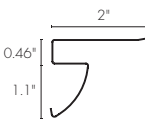
SKU	METAL/ THICKNESS	FINISH	LENGTH & SHIPPING	COLOR AVAILABILITY
CVSR	Aluminum 0.019"	Q800 TuffTech	10 ft length 10 pc/ctn 12 lb/ctn 40 ctn/plt 10 plt/trk	System Colors




Recessed Crown Molding



SKU	METAL/ THICKNESS	FINISH	LENGTH & SHIPPING	COLOR AVAILABILITY
RCM	Aluminum 0.019"	Q800 TuffTech	10 ft length 20 pc/ctn 20 lb/ctn 40 ctn/plt 10 plt/trk	System Colors 505 Green [GRE]

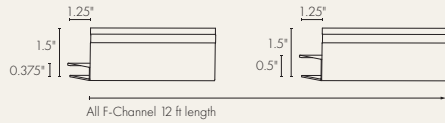


**Mitre
Divider**



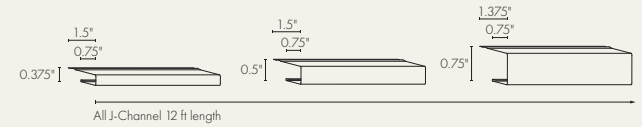
SIZE	SKU	METAL/ THICKNESS	FINISH	LENGTH & SHIPPING	COLOR AVAILABILITY
(0.375") 3/8"	MD	Aluminum 0.019"	Q800 TuffTech	10 ft length 10 pc/ctn 15 lb/ctn 48 ctn/plt 10 plt/trk	System Colors 505 Green [GRE]
(0.50") 1/2"	MD5	Aluminum 0.019"	Q800 TuffTech	10 ft length 10 pc/ctn 15 lb/ctn 48 ctn/plt 10 plt/trk	System Colors

Use with TruVent®
Hidden Vent Soffit



F-Channel

SIZE	SKU	METAL/ THICKNESS	FINISH	LENGTH & SHIPPING	NOTES	COLOR AVAILABILITY
(0.375") 3/8"	F	Aluminum 0.019"	Q800 TuffTech	12 ft length 25 pc/ctn 36 lb/ctn 50 ctn/plt 10 plt/trk	-	System Colors
(0.50") 1/2"	F5	Aluminum 0.019"	Q800 TuffTech	12 ft length 25 pc/ctn 36 lb/ctn 50 ctn/plt 10 plt/trk	Use with TruVent® Hidden Vent Soffit	System Colors



J-Channel

SIZE	SKU	METAL/ THICKNESS	FINISH	LENGTH & SHIPPING	NOTES	COLOR AVAILABILITY
(0.375") 3/8"	J	Aluminum 0.019"	Q800 TuffTech	12 ft length 25 pc/ctn 17 lb/ctn 100 ctn/plt 8 plt/trk	-	System Colors 505 Green [GRE]
	PC38J	Aluminum 0.024"	Q800 TuffTech	10 ft length 30 pc/ctn 26 lb/ctn 40 ctn/plt 10 plt/trk	Use with Porch Ceiling	946 Dark Mahogany [DM] 943 Karri [K] 947 Light Cherry [LC] 948 Medium Teak [MT] 949 Rock Maple [RM]
(0.50") 1/2"	J5	Aluminum 0.019"	Q800 TuffTech	12 ft length 25 pc/ctn 17 lb/ctn 100 ctn/plt 8 plt/trk	Use with TruVent Hidden Vent Soffit	System Colors 505 Green [GRE]
(0.75") 3/4"	J75	Aluminum 0.019"	Q800 TuffTech	10 ft length 30 pc/ctn 20 lb/ctn 100 ctn/plt 8 plt/trk	-	System Colors

Best Practices

QE offers a wide variety of trim coil for custom fabricating decorative accents and design elements, and for protecting hard-to-reach areas. Our trim coil comes in many different finishes, metals, thicknesses and colors to suit a variety of purposes. Whether you're using treated or untreated lumber, we have the exact product for you!

TRIM
COIL

Elements OF QE ALLOY

ECONOMY

E

ECONOMY

T24BLD
Aluminum 0.016"

B

BASIC

TW/BK
Aluminum 0.018"

Q⁸

QUALITY

14TC, T14.53, T14.53WG,
18TC, T
Aluminum 0.019"

W_G

WOODGRAIN

T24W
Aluminum 0.019"

PREMIUM

N_M

NO-MAR Q5000®

TNOMAR
Aluminum 0.019"

P

PVC

TPVC
Aluminum 0.019"

X_s

XTRA STRENGTH

TBW024 & TBLKW024
Aluminum 0.024"

I

ISOCOIL®

TISO
Aluminum 0.025"

SPECIALTY

G

GALVANIZED

T1430S, T1430SHD2
T1430SM, T1430SMHD3
Steel 0.016"

QE's H28 aluminum alloy is designed and engineered for better performance in the brake and on the house, and for a truly professional appearance.

Every one of our trim coils starts with recycled aluminum that is specially annealed, so you can actually feel the difference.

Quality Edge offers trim coil in 100+ colors that match today's most popular siding and window colors.





Q800 TuffTech Finish

No-Mar Q5000 Finish


PVC Woodgrain Finish

TruLine Woodgrain Finish

HD2 Woodgrain Finish

HD3 Woodgrain Finish


SYSTEM COLORS



TRUCEDAR® COLORS



VESTA COLORS

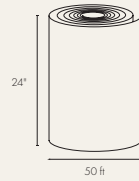


ADDITIONAL COLORS

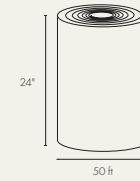
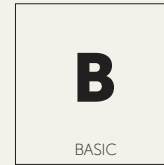


See pages 147-152 for siding manufacturers corresponding Trim Coil color matches.

Economy



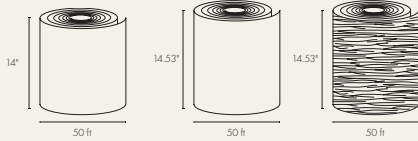

Basic



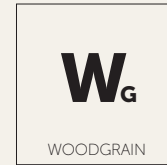
SIZE	SKU	METAL/ THICKNESS	FINISH	LENGTH & SHIPPING	NOTES	COLOR AVAILABILITY
24" x 50 ft	T24BLD	Aluminum 0.016"	Q800 TuffTech	1 roll 20 lb/roll 48 ctn/plt 26 plt/trk	-	280 White [W]

SIZE	SKU	METAL/ THICKNESS	FINISH	LENGTH & SHIPPING	NOTES	COLOR AVAILABILITY
24" x 50 ft	TW/BK	Aluminum 0.018"	Q800 TuffTech	1 roll 25 lb/roll 48 ctn/plt 26 plt/trk	-	280 White [W]

Q800
TuffTech™



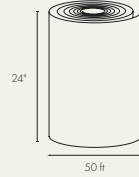
SIZE	SKU	METAL/ THICKNESS	FINISH	LENGTH & SHIPPING	NOTES	COLOR AVAILABILITY
14" x 50 ft	14TC	Aluminum 0.019"	Q800 TuffTech	1 roll 16 lb/roll 48 ctn/plt 26 plt/trk	Smooth	502 Brown/280 White [BW] 280 White/280 White [W/W]
14.53" x 50 ft	T14.53	Aluminum 0.019"	Q800 TuffTech	1 roll 16 lb/roll 48 ctn/plt 26 plt/trk	Smooth	System Colors 505 Green [GRE]
	T14.53WG	Aluminum 0.019"	Q800 TuffTech	1 roll 16 lb/roll 48 ctn/plt 26 plt/trk	TruLine® Woodgrain	



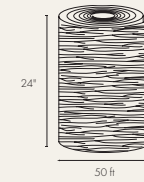
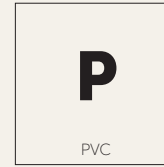
SIZE	SKU	METAL/ THICKNESS	FINISH	LENGTH & SHIPPING	NOTES	COLOR AVAILABILITY
18" x 50 ft	18TC	Aluminum 0.019"	Q800 TuffTech	1 roll 20 lb/roll 48 ctn/plt 26 plt/trk	Smooth	502 Brown/280 White [BW] 280 White/280 White [W/W]
24" x 50 ft	T	Aluminum 0.019"	Q800 TuffTech	1 roll 28 lb/roll 48 ctn/plt 26 plt/trk	Smooth	System Colors 401 Bennington Beige [BENB] 405 Foothill Blue [FHB] 410 Thatch [THA] 415 Gray Dusk [GDSK] 505 Green [GRE] 516 Window Almond <i>(in 24" Smooth only)</i>
	T24W	Aluminum 0.019"	Q800 TuffTech	1 roll 28 lb/roll 48 ctn/plt 26 plt/trk	TruLine® Woodgrain	

See pages 152-157 for siding manufacturers corresponding Trim Coil color matches.

**Q800 TuffTech™
Xtra Strength**

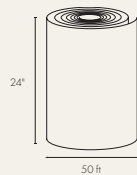



TruCoil® PVC



SIZE	SKU	METAL/ THICKNESS	FINISH	LENGTH & SHIPPING	NOTES	COLOR AVAILABILITY
24" x 50 ft	TBW024 TBLKW024	Aluminum 0.024"	Q800 TuffTech	1 roll 32 lb/roll 18 ctn/plt 26 plt/trk	Smooth	502 Brown/280 White [BW024] 518 Black/280 White [BLKW024]

SIZE	SKU	METAL/ THICKNESS	FINISH	LENGTH & SHIPPING	NOTES	COLOR AVAILABILITY
24" x 50 ft	TPVC	Aluminum 0.019"	PVC	1 roll 28 lb/roll 48 ctn/plt 26 plt/trk	TruLine® Woodgrain	518 Black [BLK] 502 Brown [B] 807 Clay [C] 327 Desert Tan [DTAN] 605 Eldridge Gray [EG] 507 Mocha [MOC] 508 Musket [MUS] 509 Norwood [NOR] 805 Pewter [P805] 523 Snowmist [SMT] 511 Terratone [TER] 280 White [W] 809 Wicker [WIC]



No-Mar Q5000®

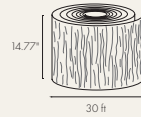
SIZE	SKU	METAL/ THICKNESS	FINISH	LENGTH & SHIPPING	NOTES	COLOR AVAILABILITY
24" x 50 ft	TNOMAR	Aluminum 0.019"	No-Mar Q5000	1 roll 28 lb/roll 48 ctn/plt 26 plt/trk	Pebble	518 Black [BLK] P68 Bright White [BW] 280 White [W]



IsoCoil®

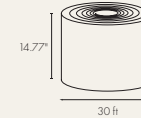
SIZE	SKU	METAL/ THICKNESS	FINISH	LENGTH & SHIPPING	NOTES	COLOR AVAILABILITY
24" x 50 ft	TISO	Aluminum 0.025"	Top: Q800 TuffTech Backing: Corrosion- resistant Vinyl	1 roll 25 lb/roll 48 ctn/plt 26 plt/trk	Smooth	280 White [W]

**TruCedar®
Trim Coil**




SIZE	SKU	METAL/ THICKNESS	FINISH	LENGTH & SHIPPING	NOTES	COLOR AVAILABILITY
14.77" x 30 ft <i>(TruCedar Siding)</i>	T1430S	Steel 0.016"	Kynar CarbonTech60 Corrosion- Resistant Barrier	1 roll 29 lb/roll 32 ctn/plt 26 plt/trk	TruCedar Woodgrain	401 Bennington Beige [BENB] 411 Cottage Red [CRED] 503 Eggshell [EGG] 467 Evening Shade [EVES] 468 Fawn [FAWN] 405 Foothill Blue [405] 469 Fresh Canvas [FCAN] 415 Gray Dusk [GDSK] 414 Ironstone [IRNS] 470 Midnight Blue [MNBLU] 509 Norwood [NOR] 805 Pewter [P805] 307 Ripe Olive [RO] 462 Silver Lining [SVRL] 425 Statuary Bronze [STB] 410 Thatch [THA] 280 White [W]
	T1430SHD2	Steel 0.016"	Kynar CarbonTech60 Corrosion- Resistant Barrier	1 roll 29 lb/roll 32 ctn/plt 26 plt/trk	TruCedar Woodgrain	109 Cedar [CDR] M16 Cider Mill [CID] M17 English Saddle [ENG] M15 Napa Vine [NAP] 416 Spruce [SPR] 106 Timber Ash [TASH] 108 Weathered Wood [WWD]

**Vesta
Trim Coil**



SIZE	SKU	METAL/ THICKNESS	FINISH	LENGTH & SHIPPING	NOTES	COLOR AVAILABILITY
14.77" x 30 ft	T1430SM	Steel 0.016"	Solid: Kynar CarbonTech90 Corrosion- Resistant Barrier	1 roll 29 lb/roll 32 ctn/plt 26 plt/trk	Smooth	463 Coal [COAL] 503 Eggshell [EGG] 467 Evening Shade [EVES] 468 Fawn [FAWN] 469 Fresh Canvas [FCAN] 414 Ironstone [IRNS] 470 Midnight Blue [MNBLU] 465 Sea Glass [SEAG] 462 Silver Lining [SVRL] 466 Tourmaline [TOUR] 280 White [W]
	T1430SMHD3	Steel 0.016"	HD3 Woodgrain: Kynar 500 CarbonTech90 Corrosion- Resistant Barrier	1 roll 29 lb/roll 32 ctn/plt 26 plt/trk	Smooth	485 Aged Walnut [AWAL] 480 Autumn Thistle [ATHS] 484 Dark Espresso [DRKE] 481 Driftwood [DFWD] 482 Gilded Grain [GILD] 483 Sand Dollar [SNDR]

CertainTeed®



CertainTeed® Color Name	QE Color Name	Q800 Color #
Savannah Wicker	Sandy Beige	177
Seagrass	Cactus	200
Heritage Cream	Cream	203
Frontier Blend**	VT Canyon Ridge	263
Snow	White	280
Colonial White	White	280
Desert Tan	Desert Tan	327
Olive Grove	Mountain Sage	332
Charcoal Grey	Gray Dusk	415
Smoky Gray	Slate	424
Slate	Mocha	507
Sable Brown	Terratone	511
G. Gray/Dwd. Blend**	Granite Gray	541
Light Maple	Light Maple	544
Cypress	Cypress	559
Buckskin	Buckskin	560
Oxford Blue	Blue Gray	593
Spruce	Grenadier Green	767
Arbr Blend**/Castlstrn.	Royal Sage	771
Rustic Blend**	Natural Cedar	782
Flagstone	Charcoal Gray	787
Melrose	Royal Rustic Red	792
Sterling Gray	Pewter	805
Natural Clay	Clay	807
Herringbone	Herringbone	819
Pacific Blue	Pacific Blue	822
Sandstone Beige	Champagne	827
Autumn Red	Autumn Red	C20
Brownstone	Brownstone	C21
Espresso	Espresso	C22
Tuxedo	Tuxedo	C23
Forest	Forest	C24
Hearthstone	Hearthstone	C25
Midnight Blue	Midnight Blue	C26
Wedgewood Blue	Wedgewood Blue	C27
Weathered Wood	Weathered Wood	C28
Mountain Cedar	Mountain Cedar	C29
Autumn Yellow	Autumn Yellow	C30

Exterior Portfolio®



Exterior Portfolio® Color Name	QE Color Name	Q800 Color #
Wheat	Cream	203
Driftwood	VT Clipper Gray	267
Country Beige	Bennington Beige	401
Carbon	Ironstone	414
Oceanside	Storm	433
Canyon	Toasted Almond	434
Indigo	Marine Blue	435
Espresso	Espresso	444
Polaris	Polaris	448
Nantucket	Nantucket	449
Metropolitan Gray	Rockslide	450
Peppercorn	RYL Urban Bronze	451
Mocha	Sand	510
Rye	Crane Rye	554
Cypress	Cypress	559
Slate	Crane Slate	623
Graphite	Graphite	625
Spruce	HTL Spruce	762
Clay	Clay	807
Bone	Herringbone	819
Pearl	Champagne	827
Aspen White	Aspen White	E60
Greystone	Greystone	E61
Lighthouse Red	Lighthouse Red	E62
Regatta Blue	Regatta Blue	E63
Saddle	Saddle	E64
Smoky Ash	Smoky Ash	E65
Stone Harbor	Stone Harbor	E66

James Hardie™



James Hardie™ Color Name	QE Color Name	Q800 Color #
Boothbay Blue	VT Lakeshore Blue	266
Arctic White	White	280
Evening Blue	Thundercloud	305
Navajo Beige	Desert Tan	327
Iron Gray	Iron Gray	331
Timber Bark	Thatch	410
Khaki Brown	Norwood	509
Rich Espresso	Terratone	511
Aged Pewter	Aged Pewter	628
Deep Ocean	Deep Ocean	629
Gray Slate	Gray Slate	630
Night Gray	Night Gray	631
Mountain Sage	Grenadier Green	767
Pearl Gray	Victorian Gray	770
Light Mist	Pewter	805
Monterey Taupe	Clay	807
Cobble Stone	Herringbone	819
Countrylane Red	Countrylane Red	J40

LP® Smart Side®



LP® Color Name	QE Color Name	Q800 Color #
Snowscape White	White	280
Sand Dunes	Desert Tan	327
Abyss Black	Black	518
Quarry Gray	Pewter	805
Desert Stone	Herringbone	819
Prairie Clay	Clay	609
Terra Brown	Pebble Clay	774
Harvest Honey	Harvest Honey	L80
Timberland Suede	Timberland Suede	L81
Garden Sage	Garden Sage	L82
Redwood Red	Redwood Red	L83
Tundra Gray	Tundra Gray	L84
Summit Blue	Summit Blue	L85
Rapids Blue	Rapids Blue	L86
Cavern Steel	Cavern Steel	L87
Midnight Shadow	Midnight Shadow	L88

Royal Building Products™



Royal™ Color Name	QE Color Name	Q800 Color #
Linen	Linen	207
Sterling	NX Silver	212
Walnut	VT Canyon Ridge	263
Flagstone	VT Tundra Moss	265
White	White	280
Ironstone	Ironstone	414
Cocoa	Cocoa	432
Storm	Storm	433
Toasted Almond	Toasted Almond	434
Marine Blue	Marine Blue	435
Tree Moss	Tree Moss	436
Weathered Gray	Weathered Gray	437
Brownstone	Brownstone	438
Granite	Granite	439
Midnight Surf	Midnight Surf	440
Redwood	Redwood	441
Shamrock	Shamrock	442
Wedgewood	Wedgewood	445
Silver Mist	EP Nantucket	449
Rockslide	Rockslide	450
Urban Bronze	Urban Bronze	451
Heather	Heather	506
Harvard Slate	Granite Gray	541
Soft Maple	Light Maple	544
Cypress	Cypress	559
Blue Gray	Blue Gray	593
Musket Brown	Umber	661
Pebble Clay	Pebble Clay	774
Sand	Sand	784
Heritage Blue	Heritage Blue	789
Wicker	Wicker	809
Riverway	Riverway	R10
Vintage Cream	Vintage Cream	R11



Best Practices

Take the indoors out and expand living space with Inside Out® Underdecking's patented panels. Inside Out creates a finished look to the underside of the deck. No more visual clutter from exposed nails and dirty deck boards overhead.

Inside Out Underdecking channels the water down from the upper deck and away from the home, keeping the area below the deck dry and enjoyable for outdoor living. The specially designed panels and deep water brackets have been tested and approved to handle over 15" of water an hour.

INSIDE OUT[®]


UNDERDECKING

Inside Out[®] Underdecking in 948 Medium Teak [MT]

Blurring the line between outside and inside.

Take the indoors out and expand living space with Inside Out[®] Underdecking's panels. Inside Out creates a finished look to the underside of the deck. No more visual clutter from exposed nails and dirty deck boards overhead.

Inside Out Underdecking channels the water down from the upper deck and away from the home, keeping the area below the deck dry and enjoyable for outdoor living. The specially designed panels and deep water brackets have been tested and approved to handle over 15" of water an hour.



From Left to Right:


Row 1: 518 Black [BLK], 502 Brown [B], 807 Clay [C], 805 Pewter [P805]

Row 2: 177 Sandy Beige [SB177], 827 Champagne [CAB], 280 White [W]

Row 3: 946 Dark Mahogany [DM], 943 Karri [K], 948 Medium Teak [MT]

Row 4: 947 Light Cherry [LC], 949 Rock Maple [RM]

Inside Out® Panels



10, 12, 14 and 16 ft lengths

LENGTH	SKU	METAL/ THICKNESS	FINISH	LENGTH & SHIPPING	COLOR AVAILABILITY
10 ft	UDC10	Aluminum 0.024"	Q800 TuffTech	12 pc/ctn 34 lb/ctn 20 ctn/plt 10 plt/trk	SOLID COLORS 518 Black [BLK] 502 Brown [B] 827 Champagne [CAB] 807 Clay [C] 805 Pewter [P805] 177 Sandy Beige [SB177] 280 White [W]
	UDC4PC10	Aluminum 0.024"	Q800 TuffTech	4 pc/ctn 12 lb/ctn 20 ctn/plt 10 plt/trk	WOODGRAIN COLORS 946 Dark Mahogany [DM] 943 Karri [K] 947 Light Cherry [LC] 948 Medium Teak [MT] 949 Rock Maple [RM]
12 ft	UDC12	Aluminum 0.024"	Q800 TuffTech	12 pc/ctn 41 lb/ctn 20 ctn/plt 8 plt/trk	
	UDC4PC12	Aluminum 0.024"	Q800 TuffTech	4 pc/ctn 14 lb/ctn 20 ctn/plt 8 plt/trk	
14 ft	UDC14	Aluminum 0.024"	Q800 TuffTech	12 pc/ctn 48 lb/ctn 20 ctn/plt 6 plt/trk	
	UDC4PC14	Aluminum 0.024"	Q800 TuffTech	4 pc/ctn 16 lb/ctn 20 ctn/plt 6 plt/trk	
16 ft	UDC16	Aluminum 0.024"	Q800 TuffTech	12 pc/ctn 55 lb/ctn 20 ctn/plt 6 plt/trk	
	UDC4PC16	Aluminum 0.024"	Q800 TuffTech	4 pc/ctn 19 lb/ctn 20 ctn/plt 6 plt/trk	

Inside Out® Accessories

DESCRIPTION	SKU	METAL/ THICKNESS	FINISH	LENGTH & SHIPPING	COLOR AVAILABILITY
Panel Carrier	SYMCARRIER20	Aluminum 0.024"	Q800 TuffTech	12 ft length 20 pc/ctn 47 lb/ctn 30 ctn/plt 8 plt/trk	Black
	SYMCARRIER4PC	Aluminum 0.024"	Q800 TuffTech	12 ft length 4 pc/ctn 10 lb/ctn 30 ctn/plt 8 plt/trk	Black
Perimeter G-Channel	UDC4PCGC	Aluminum 0.024"	Q800 TuffTech	10 ft length 4 pc/ctn 10 lb/ctn 35 ctn/plt 10 plt/trk	SOLID COLORS 518 Black [BLK] 502 Brown [B] 827 Champagne [CAB] 807 Clay [C] 805 Pewter [P805] 177 Sandy Beige [SB177] 280 White [W]
Side Cap	UDC4PCSC	Aluminum 0.024"	Q800 TuffTech	10 ft length 4 pc/ctn 12 lb/ctn 35 ctn/plt 10 plt/trk	WOODGRAIN COLORS 946 Dark Mahogany [DM] 943 Karri [K] 947 Light Cherry [LC] 948 Medium Teak [MT] 949 Rock Maple [RM]
Boxed Gutter Kit	GKIT	Aluminum 0.019"	Q800 TuffTech	12 lb/ctn	518 Black [BLK] 502 Brown [B] 827 Champagne [CAB] 807 Clay [C] 805 Pewter [P805] 177 Sandy Beige [SB177] 280 White [W]
<p>Kit Contents:</p> <ul style="list-style-type: none"> (2) 12 ft Gutter (1) 2" x 3" Down Pipe (2) 5" Left and Right End Caps (2) Pipe Bands (1) 2" x 3" "A" Style Elbow (1) 2" x 3" "B" Style Elbow (1) Slip Joint Connector (6) Hidden Hanger (1) 2" x 3" Outlet (25) 0.5" Zip Screws (1) Touch-Up Paint 					
TruWrap Window Flashing	WF4X100			4" x 100 ft 1 roll 6 lb/roll 30 ctn/plt	NA
Carrier Screws	UDSCREW			1 lb box 2.5" screws	NA

Note: Longer screws may be needed for extended length decks.



1. Inside Out® Panel

Center panels, solid color or wood print. Needs to have a graded slope of 1/8" per foot for water to flow into gutter.

2. Panel Carrier

Use to hold and set the angle of the panels. Place every 3 feet. If going down or across the deck joists, 10 screws per carrier are needed. Screw into each joist if going across them.

3. Perimeter G-Channel

Use along the house.

4. Side Cap

Use on the sides of the deck to allow system to hang.

5. Boxed Gutter Kit

Channels water from underdeck down and away from home. Gutter must be installed before panels.

TruWrap Window Flashing

Directs water over flashing.

Carrier Screws

Grommets screws used to hang the panel carrier.

Patents

TRUGUARD® GUTTER PROTECTION

U.S. Patents:

System & Bracket: 6,993,870 | 7,347,027 | 7,506,476 | 7,584,576

Universal End Cap: 6,931,792

Canadian Patents:

Universal End Cap 2,488,088

Building Codes & Best Practices

The roof directs water into the gutters. Without free-flowing gutters and downspouts, water can collect and create problems. That's why QE Gutter Protection is an important part of any roof.

TruGuard® Gutter Protection attaches to the fascia—not to the roof—with patented fasteners. It strengthens your existing gutters. It's patented nose-forward design means that only water can get in—leaves, pine needles and debris are kept out—assuring the free flow of water from the roof to the ground.

GUTTER PROTECTION & RAINWARE

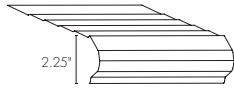
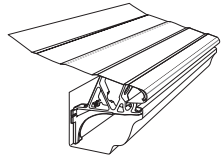
GUTTER PROTECTION & RAINWARE



Getting moisture down and out.

The roof directs water into the gutters. Without free-flowing gutters and downspouts, water can collect and create problems. That's why QE Gutter Protection and Rainware are an important part of any roof.

TruGuard® Gutter Protection attaches to the fascia—not to the roof—with patented fasteners. It strengthens your existing gutters. Its patented nose-forward design means that only water can get in—leaves, pine needles and debris are kept out – assuring the free flow of water from the roof to the ground.



TRUGUARD® GUTTER PROTECTION KIT


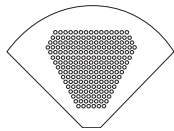
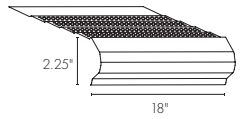
5": GPP
6": GPP6
Aluminum 0.024"

TRUGUARD® PANEL

13.5": GPPANEL
15": GP15P
Aluminum 0.024"

TRUGUARD® CLIP

5": 5SCB
6": 6SCB
Comes with 3" screws



18" HIGH-CAPACITY PORTED PANEL

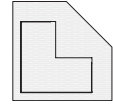
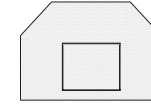
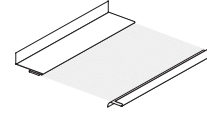
GPPHC18
Aluminum 0.024"

INSIDE CORNERS

GPIC
Aluminum 0.024"

UNIVERSAL END CAPS

GPEUC
Aluminum 0.024"



GUTTER GEKKO® MICRO MESH PANELS

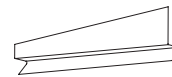
5": GGKM5
6": GGKM6
Aluminum 0.024"

STRAIGHT MITRE

5": GGKM5SM
6": GGKM6SM
Aluminum 0.024"

INSIDE MITRE

5": GGKM5IM
6": GGKM6IM
Aluminum 0.024"



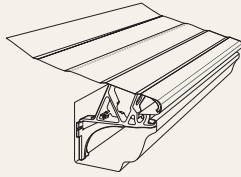
UNIVERSAL END CAPS

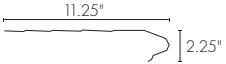
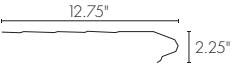


5": GGKM5EC
6": GGKM6EC
Aluminum 0.024"

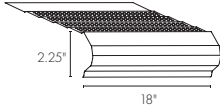
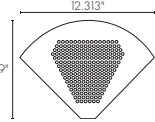
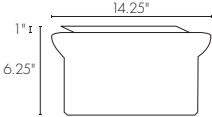
1/2" PAINTED ZIP SCREWS

1/2ZIPS
Aluminum

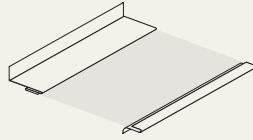
TruGuard® Gutter Protection & Accessories



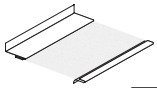
DESCRIPTION	SKU	METAL/ THICKNESS	NOTES	FINISH	LENGTH & SHIPPING	COLOR AVAILABILITY
TruGuard® Gutter Protection Kit <i>Includes smart clips</i>	GPP	Aluminum 0.024"	13.5" x 5 ft panel with 5" clip & screws	Kynar	13.5"x5 ft 20 panels 50 clips 52 lb/ctn 30 ctn/plt 10 plt/trk	518 Black [BLK] 507 Mocha [MOC] 508 Musket [MUS] 805 Pewter [P805] 775 Slate Gray [SLTG] 511 Terratone [TER] 515 30° White [W]
	GPP6	Aluminum 0.024"	13.5" x 5 ft panel with 6" clip & screws	Kynar	13.5"x5 ft 20 panels 50 clips 52 lb/ctn 24 ctn/plt 10 plt/trk	
TruGuard® 13.5"x5 ft Panel	GPPANEL	Aluminum 0.024"	13.5" x 5 ft panel only	Kynar	13.5" x 5 ft 20 pc/ctn 38 lb/ctn 30 ctn/plt 10 plt/trk	518 Black [BLK] 507 Mocha [MOC] 508 Musket [MUS] 805 Pewter [P805] 775 Slate Gray [SLTG] 511 Terratone [TER] 515 30° White [W]
						
TruGuard® 15"x5 ft Panel	GP15P	Aluminum 0.024"	15" x 5 ft panel only	Kynar	15" x 5 ft 20 pc/ctn 42 lb/ctn 25 ctn/plt 10 plt/trk	
						
TruGuard® 5" Clip	5SCB	-	Includes screws pre-installed in bracket.	-	50 pc/ctn 8 lb/ctn 80 ctn/plt	Black
						
TruGuard® 6" Clip	6SCB	-	Includes screws pre-installed in bracket.	-	50 pc/ctn 14 lb/ctn 60 ctn/plt	Black
						

DESCRIPTION	SKU	METAL/ THICKNESS	NOTES	FINISH	LENGTH & SHIPPING	COLOR AVAILABILITY
18" High- Capacity Ported Panel	GPHC18	Aluminum 0.024"		Kynar	10 pc/ctn 6 lb/ctn 50 ctn/plt 10 plt/trk	518 Black [BLK] 507 Mocha [MOC] 508 Musket [MUS] 805 Pewter [P805] 775 Slate Gray [SLTG] 511 Terratone [TER] 515 30° White [W]
						
Inside Corners	GPIC	Aluminum 0.024"	Use at bottom of roof valleys	Kynar	10 pc/ctn 3 lb/ctn 100 ctn/plt	518 Black [BLK] 507 Mocha [MOC] 508 Musket [MUS] 805 Pewter [P805] 775 Slate Gray [SLTG] 511 Terratone [TER] 515 30° White [W]
						
Universal End Caps	GPUCC	Aluminum 0.024"		Kynar	10 pc/ctn 3 lb/ctn 100 ctn/plt	518 Black [BLK] 507 Mocha [MOC] 508 Musket [MUS] 805 Pewter [P805] 775 Slate Gray [SLTG] 511 Terratone [TER] 515 30° White [W]
						

Gutter Gekko® Gutter Protection & Accessories

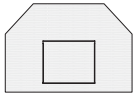


DESCRIPTION	SIZE	SKU	METAL/ THICKNESS	NOTES	FINISH	SHIPPING
Gutter Gekko® Micro Mesh Panels	5" x 60"	GGKM5	Aluminum 0.024"	Install by mounting on fascia.	Mill	20 pc/ctn 20 lb/ctn 30 ctn/plt/trk



	6" x 60"	GGKM6	Aluminum 0.024"	Install by mounting on fascia.	Mill	20 pc/ctn 21 lb/ctn 30 ctn/plt/trk
--	----------	-------	--------------------	--------------------------------------	------	--

Gutter Gekko® Straight Mitre	5"	GGKM5SM	Aluminum 0.024"	-	Mill	5 pc/ctn 7 lb/ctn
---------------------------------	----	---------	--------------------	---	------	----------------------



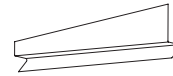
	6"	GGKM6SM	Aluminum 0.024"	-	Mill	5 pc/ctn 7 lb/ctn
--	----	---------	--------------------	---	------	----------------------

Gutter Gekko® Inside Mitre	5"	GGKM5IM	Aluminum 0.024"	-	Mill	5 pc/ctn 7 lb/ctn
-------------------------------	----	---------	--------------------	---	------	----------------------



	6"	GGKM6IM	Aluminum 0.024"	-	Mill	5 pc/ctn 7 lb/ctn
--	----	---------	--------------------	---	------	----------------------

DESCRIPTION	SIZE	SKU	METAL/ THICKNESS	FINISH	SHIPPING	COLOR AVAILABILITY
Gutter Gekko® Universal End Caps	5"	GGKM5EC	Aluminum 0.024"	Q800 TuffTech	Left & Right end caps: 20 pc/ctn 8 lb/ctn	White

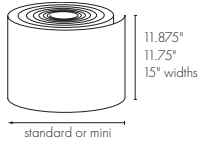


	6"	GGKM6EC	Aluminum 0.024"	Q800 TuffTech	Left & Right end caps: 20 pc/ctn 8 lb/ctn	White
--	----	---------	--------------------	------------------	--	-------

Painted Zip Screws	(0.5") 1/2"	1/2ZIPS	Aluminum		1,000 pc/ctn 3 lb/ctn	System Colors
-----------------------	-------------	---------	----------	--	--------------------------	---------------

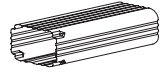


Use with
Gutter Gekko
Gutter Protection
systems



GUTTER COIL

Available in 11 7/8", 11 3/4" & 15"
Aluminum 0.032" & 0.027"



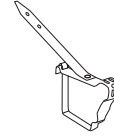
DOWNPIPE

Available in 2" x 3" & 3" x 4"
Aluminum 0.019" & 0.024"



A& B ELBOW

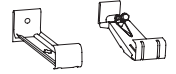
Available in 2" x 3" & 3" x 4"
Aluminum 0.019"



5" WRAP HANGER

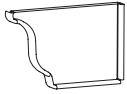


T-STRAP



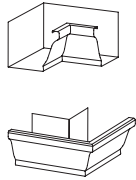
HIDDEN HANGER

With & Without Screws



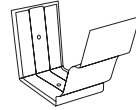
**LEFT & RIGHT
END CAPS**

Available in 5" & 6"
Aluminum 0.019"

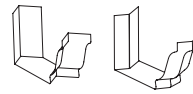


BOX MITRE

Inside & Outside
Available in 5" & 6"
Aluminum 0.019"



**SLIP JOINT
CONNECTOR**

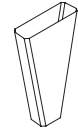


STRIP MITRE

Available in 5" & 6"

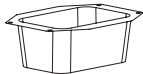


DIAMOND PIPE BAND



FUNNEL

Available in
2" x 3"
3" x 4"



OUTLET

Available in
2" x 3"
2" x 4"



SPRAY PAINT

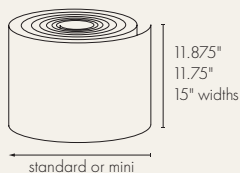


1 1/2" ZINC ZIP SCREWS



**1/2" PAINTED ZIP
SCREWS**


Gutter Coil







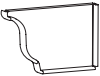
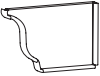
SIZE	SKU	FEATURE	METAL/ THICKNESS	FINISH	LENGTH & SHIPPING	COLOR AVAILABILITY
(11.875") 11 7/8" Gutter Coil	GC32117/8	Standard	Aluminum 0.032"	Q800 TuffTech	300 lbs 3 rolls	System Colors 175 High Gloss White [HGW] 515 30° White [W]
	MGC32117/8	Mini	Aluminum 0.032"	Q800 TuffTech	150' 68 lb/roll 12 rolls	
	GC27117/8	Standard	Aluminum 0.027"	Q800 TuffTech	300 lbs 3 rolls	518 Black [BLK] 502 Brown [B] 807 Clay [C] 327 Desert Tan [DTAN] 414 Ironstone [IRNS] 507 Mocha [MOC] 508 Musket [MUS] 511 Terratone [TER] 515 30° White [W] 809 Wicker [WIC]
	MGC27117/8	Mini	Aluminum 0.027"	Q800 TuffTech	150' 56 lb/roll 12 rolls	
(11.75") 11 3/4" Gutter Coil	GC2711.75	Standard	Aluminum 0.027"	Q800 TuffTech	300 lbs 3 rolls	518 Black [BLK] 502 Brown [B] 807 Clay [C] 606 Cozy Cottage [CC] 327 Desert Tan [DTAN] 414 Ironstone [IRNS] 507 Mocha [MOC] 509 Norwood [NOR] 177 Sandy Beige [SB177] 511 Terratone [TER] 175 High Gloss White [HGW] 515 30° White [W]
	MGC2711.75	Mini	Aluminum 0.027"	Q800 TuffTech	150' 56 lb/roll 12 rolls	518 Black [BLK] 502 Brown [B] 807 Clay [C] 606 Cozy Cottage [CC] 327 Desert Tan [DTAN] 414 Ironstone [IRNS] 507 Mocha [MOC] 509 Norwood [NOR] 177 Sandy Beige [SB177] 511 Terratone [TER] 175 High Gloss White [HGW] 515 30° White [W]
15" Gutter Coil	GC3215	Standard	Aluminum 0.032"	Q800 TuffTech	300 lbs 3 rolls	518 Black [BLK] 502 Brown [B] 807 Clay [C] 606 Cozy Cottage [CC] 327 Desert Tan [DTAN] 414 Ironstone [IRNS] 503 Eggshell [EGG] 507 Mocha [MOC] 508 Musket [MUS] 509 Norwood [NOR] 177 Sandy Beige [SB177] 511 Terratone [TER] 809 Wicker [WIC] 175 High Gloss White [HGW] 515 30° White [W]
	MGC3215	Mini	Aluminum 0.032"	Q800 TuffTech	150' 85 lb/roll 12 rolls	

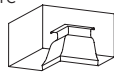
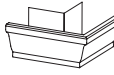
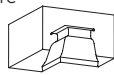
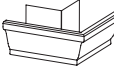
Downpipe

SIZE	SKU	METAL/ THICKNESS	FINISH	LENGTH & SHIPPING	COLOR AVAILABILITY
2" x 3" Downpipe	2X3DP	Aluminum 0.019"	Q800 TuffTech	10 pc/ctn 23 lb/ctn 36 ctn/plt 10 plt/trk	518 Black [BLK] 502 Brown [B] 827 Champagne [CAB] 807 Clay [C] 411 Cottage Red [CRED] 606 Cozy Cottage [CC] 327 Desert Tan [DTAN] 503 Eggshell [EGG] 605 Eldridge Gray [EG] 522 Forest [FOR] 204 Granite [GRT204] 819 Herringbone [HER] 175 High Gloss White [HGW]
					3" x 4" Downpipe
	3X4DP024	Aluminum 0.024"	Q800 TuffTech	10 pc/ctn 39 lb/ctn 25 ctn/plt 10 plt/trk	


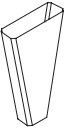




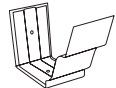
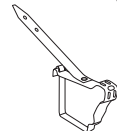
Accessories

SIZE	DESCRIPTION	SKU	METAL/ THICKNESS	FINISH	LENGTH & SHIPPING	COLOR AVAILABILITY
2" x 3" Elbows	"A" style 	2X3AE	Aluminum 0.019"	Q800 TuffTech	30 pc/ctn 8 lb/ctn 32 ctn/plt 26 plt/trk	518 Black [BLK] 502 Brown [B] 827 Champagne [CAB] 807 Clay [C] 411 Cottage Red [CRED] 606 Cozy Cottage [CC] 327 Desert Tan [DTAN] 503 Eggshell [EGG] 605 Eldridge Gray [EG] 522 Forest [FOR]
	"B" style 	2X3BE	Aluminum 0.019"	Q800 TuffTech	30 pc/ctn 8 lb/ctn 32 ctn/plt 26 plt/trk	204 Granite [GRT204] 819 Herringbone [HER] 175 High Gloss White [HGW] 414 Ironstone [IRNS] 507 Mocha [MOC] 508 Musket [MUS] 509 Norwood [NOR] 177 Sandy Beige [SB177]
3" x 4" Elbows	"A" style 	3X4AE20	Aluminum 0.019"	Q800 TuffTech	20 pc/ctn 10 lb/ctn 32 ctn/plt 26 plt/trk	511 Terratone [TER] 515 30° White [W] 809 Wicker [WIC]
	"B" style 	3X4BE18	Aluminum 0.019"	Q800 TuffTech	18 pc/ctn 9 lb/ctn 32 ctn/plt 26 plt/trk	
5" End Caps	Right 	5REC	Aluminum 0.019"	Q800 TuffTech	50 pc/ctn 4 lb/ctn 100 ctn/plt 26 plt/trk	
	Left	5LEC	Aluminum 0.019"	Q800 TuffTech	50 pc/ctn 4 lb/ctn 100 ctn/plt 26 plt/trk	
6" End Caps	Right 	6REC	Aluminum 0.019"	Q800 TuffTech	50 pc/ctn 5 lb/ctn 100 ctn/plt 26 plt/trk	
	Left	6LEC	Aluminum 0.019"	Q800 TuffTech	50 pc/ctn 5 lb/ctn 100 ctn/plt 26 plt/trk	




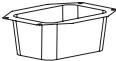
SIZE	DESCRIPTION	SKU	METAL/ THICKNESS	FINISH	LENGTH & SHIPPING	COLOR AVAILABILITY
5" Box Mitre	Inside 	5IBM	Aluminum 0.019"	Q800 TuffTech	20 pc/ctn 8 lb/ctn 42 ctn/plt 26 plt/trk	518 Black [BLK] 502 Brown [B] 827 Champagne [CAB] 807 Clay [C] 411 Cottage Red [CRED] 606 Cozy Cottage [CC] 327 Desert Tan [DTAN] 503 Eggshell [EGG] 605 Eldridge Gray [EG] 522 Forest [FOR]
	Outside 	5OBM	Aluminum 0.019"	Q800 TuffTech	20 pc/ctn 8 lb/ctn 42 ctn/plt 26 plt/trk	204 Granite [GRT204] 819 Herringbone [HER] 175 High Gloss White [HGW] 414 Ironstone [IRNS] 507 Mocha [MOC] 508 Musket [MUS] 509 Norwood [NOR] 177 Sandy Beige [SB177]
6" Box Mitre	Inside 	6IBM	Aluminum 0.019"	Q800 TuffTech	20 pc/ctn 13 lb/ctn 42 ctn/plt 26 plt/trk	511 Terratone [TER] 515 30° White [W] 809 Wicker [WIC]
	Outside 	6OBM	Aluminum 0.019"	Q800 TuffTech	20 pc/ctn 13 lb/ctn 42 ctn/plt 26 plt/trk	
Boxed Gutter Kit	Kit Contents: (2) 12 ft Gutter (1) 2" x 3" Down Pipe (2) 5" Left and Right End Caps (2) Pipe Bands (1) 2" x 3" "A" Style Elbow (1) 2" x 3" "B" Style Elbow (1) Slip Joint Connector (6) Hidden Hanger (1) 2" x 3" Outlet (25) 0.5" Zip Screws (1) Touch-Up Paint	GKIT	Aluminum 0.019"	Q800 TuffTech	12 lb/ctn	518 Black [BLK] 502 Brown [B] 827 Champagne [CAB] 807 Clay [C] 805 Pewter [P805] 177 Sandy Beige [SB177] 280 White [W]




Accessories

DESCRIPTION	SIZE	SKU	METAL/ THICKNESS	FINISH	LENGTH & SHIPPING	COLOR AVAILABILITY
Diamond Pipe Band		PB	Aluminum 0.019"	Q800 TuffTech	100 pc/ctn 5 lb/ctn	System Colors 515 30° White [W]
						
Funnel	2" x 3"	2X3FUNW	Aluminum 0.019"	Q800 TuffTech	Sold by the pc 3 lb/ctn	515 30° White [W]
						
	3" x 4"	3X4FUNW	Aluminum 0.019"	Q800 TuffTech	Sold by the pc 3 lb/ctn	

DESCRIPTION	SIZE	SKU	METAL/ THICKNESS	FINISH	LENGTH & SHIPPING	COLOR AVAILABILITY
Strip Mitre	5" Inside	5ISM	Aluminum 0.019"	Q800 TuffTech	20 pc/ctn 8 lb/ctn 100 ctn/plt 26 plt/trk	518 Black [BLK] 502 Brown [B] 807 Clay [C] 411 Cottage Red [CRED] 327 Desert Tan [DTAN]
						
	5" Outside	5OSM	Aluminum 0.019"	Q800 TuffTech	20 pc/ctn 8 lb/ctn 100 ctn/plt 26 plt/trk	175 High Gloss White [HGW] 414 Ironstone [IRNS] 507 Mocha [MOC] 509 Norwood [NOR] 177 Sandy Beige [SB177] 511 Terratone [TER] 515 30° White [W]
<i>Inside</i> 						
<i>Outside</i>						
	6" Inside	6ISM	Aluminum 0.019"	Q800 TuffTech	20 pc/ctn 8 lb/ctn 100 ctn/plt 26 plt/trk	518 Black [BLK] 502 Brown [B] 807 Clay [C] 411 Cottage Red [CRED] 327 Desert Tan [DTAN]
	6" Outside	6OSM	Aluminum 0.019"	Q800 TuffTech	20 pc/ctn 8 lb/ctn 100 ctn/plt 26 plt/trk	503 Eggshell [EGG] 175 High Gloss White [HGW] 414 Ironstone [IRNS] 507 Mocha [MOC] 508 Musket [MUS] 509 Norwood [NOR] 177 Sandy Beige [SB177] 511 Terratone [TER] 515 30° White [W] 809 Wicker [WIC]
	45° Bay Inside	5BAYISM	Aluminum 0.019"	Q800 TuffTech	20 pc/ctn 10 lb/ctn 100 ctn/plt 26 plt/trk	515 30° White [W]
	45° Bay Outside	5BAYOSM	Aluminum 0.019"	Q800 TuffTech	20 pc/ctn 10 lb/ctn 100 ctn/plt 26 plt/trk	
Slip Joint Connector		SJCW	Aluminum 0.019"	Q800 TuffTech	50 pc/ctn 4 lb/ctn	515 30° White [W]
						
5" Wrap Around Hangers		5WRAPHANGER	Aluminum	Mill	100 pc/ctn 10 lb/ctn 25 ctn/plt	000 Mill [M]
						

Accessories

DESCRIPTION	SIZE	SKU	METAL/ THICKNESS	FINISH	LENGTH & SHIPPING	COLOR AVAILABILITY
T-Strap		TSTRAP	Aluminum 0.019"	Mill	100 pc/ctn 10 lb/ctn	000 Mill [M]
						
Hidden Hangers	5"	5HH500	Aluminum 0.019"	Mill	500 pc/ctn 15 lb/ctn 25 ctn/plt	000 Mill [M]
	6"	6HH350	Aluminum 0.019"	Mill	350 pc/ctn 12 lb/ctn 25 ctn/plt	
						
Hidden Hangers with Screws	5"	5HH500S	Aluminum 0.019"	Mill	500 pc/ctn 15 lb/ctn 25 ctn/plt	000 Mill [M]
	6"	6HH300S	Aluminum 0.019"	Mill	300 pc/ctn 12 lb/ctn 25 ctn/plt	
						
Outlet	2" x 3"	2X3OUTLET	Aluminum 0.019"	Mill	30 pc/ctn 3 lb/ctn 100 ctn/plt	000 Mill [M]
	3" x 4"	3X4OUTLET	Aluminum 0.019"	Mill	50 pc/ctn 4 lb/ctn 80 ctn/plt	
						

DESCRIPTION	SIZE	SKU	FINISH	LENGTH & SHIPPING	COLOR AVAILABILITY
Spray Paint	-	P16		Sold by the pc 2 lb	System Colors
					
Painted Zip Screws	(0.5") 1/2"	1/2ZIPS		1,000 pc/ctn 10 bags of 100	518 Black [BLK] 502 Brown [B] 827 Champagne [CAB] 807 Clay [C] 411 Cottage Red [CRED] 606 Cozy Cottage [CC] 327 Desert Tan [DTAN] 503 Eggshell [EGG] 605 Eldridge Gray [EG] 467 Evening Shade [EVES] 468 Fawn [FAWN] 522 Forest [FOR] 469 Fresh Canvas [FCAN] 204 Granite [GRT204] 819 Herringbone [HER] 414 Ironstone [IRNS] 470 Midnight Blue [MNBLU] 507 Mocha [MOC] 508 Musket [MUS] 509 Norwood [NOR] 805 Pewter [P805] 177 Sandy Beige [SB177] 462 Silver Lining [SVRL] 523 Snowmist [SMT] 511 Terratone [TER] 809 Wicker [WIC] 280 White [W]
				3 lb/ctn	000 Mill [M]
					
	(0.375") 3/8"	3/8ZIPS		1,000 pc/ctn 10 bags of 100	518 Black [BLK] 502 Brown [B] 807 Clay [C] 819 Herringbone [HER] 511 Terratone [TER] 280 White [W] 809 Wicker [WIC]
				3 lb/ctn	
Zinc Zip Screws	(1.5") 1 1/2"	1.5ZIPSM	Mill	1,000 pc/ctn 2 lb/ctn	000 Mill [M]
					

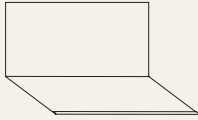


SOUTHWEST PRODUCT OFFERING



★ MANUFACTURED &
DELIVERED FROM
ARLINGTON, TX

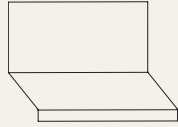
Angle Flashing



DESCRIPTION	SKU	METAL/ THICKNESS	FINISH	LENGTH & SHIPPING	COLOR AVAILABILITY
3"x3" Angle Flashing 90 degree	AF28G3X3	Steel 0.013"	Q800	10 ft length	518 Black [BLK] 502 Brown [B]
			TuffTech	25 pc/ctn 67 lb/ctn 15 ctn/plt	807 Clay [C] 523 Snowmist [SMT] 511 Terratone [TER]
			Mill		000 Mill [M]
4"x4" Angle Flashing 90 degree	AF28G4X4	Steel 0.013"	Q800	10 ft length	502 Brown [B] 523 Snowmist [SMT]
			TuffTech	10 pc/ctn 36 lb/ctn 30 ctn/plt	511 Terratone [TER]
			Mill		000 Mill [M]
4"x4" Angle Flashing 90 degree	AF30G4X4	Steel 0.010"	Q800	10 ft length	000 Mill [M]
			TuffTech	10 pc/ctn 27 lb/ctn 30 ctn/plt	
			Mill		


DESCRIPTION	SKU	METAL/ THICKNESS	FINISH	LENGTH & SHIPPING	COLOR AVAILABILITY
4"x4" Angle Flashing 135 degree, open hem	AF28G4X4WL135	Steel 0.013"	Q800	10 ft length	518 Black [BLK] 502 Brown [B]
			TuffTech	10 pc/ctn 36 lb/ctn 30 ctn/plt	523 Snowmist [SMT] 511 Terratone [TER]
			Mill		000 Mill [M]
6"x6" Angle Flashing 90 degree	AF30G6X6	Steel 0.010"	Mill	10 ft length	000 Mill [M]
				10 pc/ctn 41 lb/ctn 30 ctn/plt	
	AF26G6X6	Steel 0.016"	Mill	10 ft length	000 Mill [M]
				10 pc/ctn 62 lb/ctn 30 ctn/plt	

Apron Flashing




DESCRIPTION	SKU	METAL/ THICKNESS	FINISH	LENGTH & SHIPPING	COLOR AVAILABILITY
4" x 3.5" Apron Flashing	4X3.5GAGAL019	Steel 0.019"	Q800 TuffTech	10 ft length 15 pc/ctn 78 lb/ctn 40 ctn/plt	518 Black [BLK]

Reglet



DESCRIPTION	SKU	METAL/ THICKNESS	FINISH	LENGTH & SHIPPING	COLOR AVAILABILITY
Reglet	REG4.25TPGAL	Steel 0.016"	Q800 TuffTech	10 ft length 15 pc/ctn 41 lb/ctn 30 ctn/plt 10 plt/trk	518 Black [BLK] 502 Brown [B] 204 Granite [GRT204] 523 Snowmist [SMT] 511 Terratone [TER] 000 Mill [M]

Asphalt Drip




1 1/2" Asphalt Drip - Aluminum & Steel

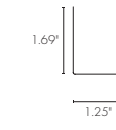
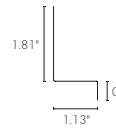
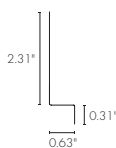
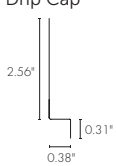
SKU	METAL/ THICKNESS	FINISH	LENGTH & SHIPPING	COLOR AVAILABILITY
S1AD28G	Steel 0.013"	Q800 TuffTech	10 ft length	518 Black [BLK] 502 Brown [B]
		Mill	25 pc/ctn 68 lb/ctn 40 ctn/plt 10 plt/trk	327 Desert Tan [DTAN] 522 Forest [FOR] 204 Granite [GRT204] 523 Snowmist [SMT] 511 Terratone [TER] 000 Mill [M]
1AD30_G	Steel 0.010"	Q800 TuffTech	10 ft length	518 Black [BLK] 502 Brown [B]
		Mill	25 pc/ctn 28 lb/ctn 100 bundles	327 Desert Tan [DTAN] 523 Snowmist [SMT] 511 Terratone [TER] 000 Mill [M]
1AD30WG_G	Steel 0.010"	Q800 TuffTech	10 ft length	518 Black [BLK] 502 Brown [B]
		Mill	25 pc/ctn 28 lb/ctn 100 bundles	327 Desert Tan [DTAN] 523 Snowmist [SMT] 511 Terratone [TER]
S1.5AD28WG_G <i>(woodgrain)</i>	Steel 0.013"	Q800 TuffTech	10 ft length	518 Black [BLK] 502 Brown [B]
		Mill	25 pc/ctn 30 lb/ctn 100 bundles	523 Snowmist [SMT] 511 Terratone [TER]
1.5AD30_G	Steel 0.010"	Q800 TuffTech	10 ft length	518 Black [BLK] 502 Brown [B]
		Mill	25 pc/ctn 27 lb/ctn 80 bundles	327 Desert Tan [DTAN] 523 Snowmist [SMT] 511 Terratone [TER] 000 Mill [M]
1.5AD30WG_G <i>(woodgrain)</i>	Steel 0.010"	Q800 TuffTech	10 ft length	518 Black [BLK] 502 Brown [B]
		Mill	25 pc/ctn 27 lb/ctn 80 bundles	327 Desert Tan [DTAN] 523 Snowmist [SMT] 511 Terratone [TER]

SKU	METAL/ THICKNESS	FINISH	LENGTH & SHIPPING	COLOR AVAILABILITY
2AD30_G	Steel 0.010"	Q800 TuffTech	10 ft length	518 Black [BLK] 502 Brown [B]
		Mill	25 pc/ctn 34 lb/ctn 50 ctn/plt 10 plt/trk	327 Desert Tan [DTAN] 523 Snowmist [SMT] 511 Terratone [TER] 000 Mill [M]
2AD30WG_G <i>(woodgrain)</i>	Steel 0.010"	Q800 TuffTech	10 ft length	518 Black [BLK] 502 Brown [B]
		Mill	25 pc/ctn 34 lb/ctn 50 ctn/plt 10 plt/trk	327 Desert Tan [DTAN] 523 Snowmist [SMT] 511 Terratone [TER]
3X3ADGALP019 Flange: 3"	Steel 0.019"	Mill	10 ft length	000 Mill [M]
		Q800 TuffTech	10 pc/ctn 40 lb/ctn 40 ctn/plt 10 plt/trk	
3X3ADTPGAL Flange: 3"	Steel 0.016"	Q800 TuffTech	10 ft length	518 Black [BLK] 502 Brown [B]
		Mill	15 pc/ctn 47 lb/ctn 40 ctn/plt 10 plt/trk	523 Snowmist [SMT] 511 Terratone [TER] 000 Mill [M]

Drip Cap



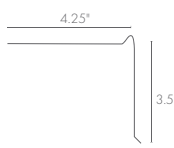
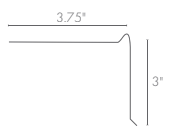
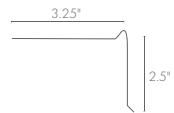
DESCRIPTION	SKU	METAL/ THICKNESS	FINISH	LENGTH & SHIPPING	COLOR AVAILABILITY
(0.375") 3/8" Drip Cap	SDC28G.375	Steel 0.013"	Q800 TuffTech	10 ft length	518 Black [BLK] 502 Brown [B] 807 Clay [C] 523 Snowmist [SMT] 511 Terratone [TER]
			Mill	25 pc/ctn 34 lb/ctn 72 ctn/plt 10 plt/trk	000 Mill [M]
(0.625") 5/8" Drip Cap	SDC28G.625	Steel 0.013"	Q800 TuffTech	10 ft length	518 Black [BLK] 502 Brown [B] 807 Clay [C] 523 Snowmist [SMT] 511 Terratone [TER]
			Mill	25 pc/ctn 34 lb/ctn 72 ctn/plt 10 plt/trk	000 Mill [M]
(0.875") 7/8" Drip Cap	SDC28G.875	Steel 0.013"	Q800 TuffTech	10 ft length	518 Black [BLK] 502 Brown [B] 807 Clay [C] 523 Snowmist [SMT] 511 Terratone [TER]
			Mill	25 pc/ctn 34 lb/ctn 72 ctn/plt 10 plt/trk	000 Mill [M]
(1.125") 1 1/8" Drip Cap	SDC28G1.125	Steel 0.013"	Q800 TuffTech	10 ft length	518 Black [BLK] 502 Brown [B] 807 Clay [C] 523 Snowmist [SMT] 511 Terratone [TER]
			Mill	25 pc/ctn 34 lb/ctn 72 ctn/plt 10 plt/trk	000 Mill [M]
(1.25") 1 1/4" Drip Cap	SDC28G1.25	Steel 0.013"	Q800 TuffTech	10 ft length	518 Black [BLK] 502 Brown [B] 807 Clay [C] 523 Snowmist [SMT] 511 Terratone [TER]
			Mill	25 pc/ctn 34 lb/ctn 72 ctn/plt 10 plt/trk	000 Mill [M]



Gravel Stop/Guard



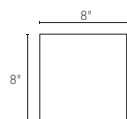
DESCRIPTION	SKU	METAL/ THICKNESS	FINISH	LENGTH & SHIPPING	COLOR AVAILABILITY
6" Modified Gravel Guard 1/4" Knuckle	S6MGG28	Steel 0.013"	Mill	10 ft length	000 Mill [M]
				10 pc/ctn 27 lb/ctn 45 ctn/plt 10 plt/trk	
7" Modified Gravel Guard 1/4" Knuckle	S7MGG28	Steel 0.013"	Mill	10 ft length	000 Mill [M]
				10 pc/ctn 31 lb/ctn 42 ctn/plt 10 plt/trk	
8" Modified Gravel Guard 1/4" Knuckle	S8MGG28	Steel 0.013"	Mill	10 ft length	000 Mill [M]
				10 pc/ctn 36 lb/ctn 40 ctn/plt 10 plt/trk	



Flat Step Flashing



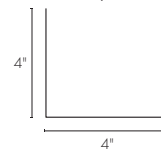
DESCRIPTION	SKU	METAL/ THICKNESS	FINISH	LENGTH & SHIPPING	COLOR AVAILABILITY
8" x 8" Flat Step Flashing	S28G8X8SF	Steel 0.013"	Q800	100 pc/ctn	518 Black [BLK]
			TuffTech	24 lb/ctn	502 Brown [B]
			Mill	100 ctn/plt	523 Snowmist [SMT]
				26 plt/trk	511 Terratone [TER]
					000 Mill [M]



Prebent Step Flashing

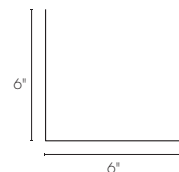


DESCRIPTION	SKU	METAL/ THICKNESS	FINISH	LENGTH & SHIPPING	COLOR AVAILABILITY
4"x4"x8" Prebent Step Flashing	4X4X8SF30_90	Steel 0.010"	Mill	100 pc/ctn 19 lb/ctn 50 ctn/plt	000 Mill [M]



S28G4X4X8SF	Steel 0.013"	Q800	100 pc/ctn	518 Black [BLK]
		TuffTech	24 lb/ctn	502 Brown [B]
		Mill	75 ctn/plt	605 Eldridge Gray [EG]
			26 plt/trk	522 Forest [FOR]
				204 Granite [GRT204]
				508 Musket [MUS]
				805 Pewter [P805]
				523 Snowmist [SMT]
				511 Terratone [TER]
				000 Mill [M]

6"x6"x10" Prebent Step Flashing	6X6X10SF30M	Steel 0.010"	Mill	100 pc/ctn 31 lb/ctn 100 ctn/plt 26 plt/trk	000 Mill [M]
------------------------------------	-------------	-----------------	------	--	--------------




Roll Flashing



DESCRIPTION	SKU	METAL/ THICKNESS	FINISH	LENGTH	SHIPPING	COLOR AVAILABILITY
8" Roll Flashing	SRF8X50	Steel 0.013"	Q800 TuffTech Mill	50 ft length	1 roll 50 ctn/plt 26 plt/trk	518 Black [BLK] 502 Brown [B] 511 Terratone [TER] 000 Mill [M]
12" Roll Flashing	SRF12X50	Steel 0.013"	Q800 TuffTech Mill	50 ft length	1 roll 50 ctn/plt 26 plt/trk	518 Black [BLK] 502 Brown [B] 511 Terratone [TER] 000 Mill [M]
16" Roll Flashing	SRF16X50	Steel 0.013"	Q800 TuffTech Mill	50 ft length	1 roll 25 ctn/plt 54 plt/trk	518 Black [BLK] 502 Brown [B] 511 Terratone [TER] 000 Mill [M]
18" Roll Flashing	SRF18X50	Steel 0.013"	Q800 TuffTech Mill	50 ft length	1 roll 25 ctn/plt 54 plt/trk	518 Black [BLK] 502 Brown [B] 511 Terratone [TER] 000 Mill [M]
20" Roll Flashing	SRF20X25	Steel 0.013"	Q800 TuffTech Mill	25 ft length	1 roll 25 ctn/plt 54 plt/trk	518 Black [BLK] 502 Brown [B] 511 Terratone [TER] 000 Mill [M]
	SRF20X50	Steel 0.013"	Q800 TuffTech Mill	50 ft length	1 roll 25 ctn/plt 54 plt/trk	518 Black [BLK] 502 Brown [B] 511 Terratone [TER] 000 Mill [M]
20" Roll Flashing - Professional Grade	SRF20X50M016	Aluminum 0.016"	Q800 TuffTech Mill	50 ft length	1 roll 25 ctn/plt 54 plt/trk	000 Mill [M]
24" Roll Flashing	SRF24X50M	Steel 0.013"	Mill	50 ft length	1 roll 25 ctn/plt 54 plt/trk	518 Black [BLK] 502 Brown [B] 511 Terratone [TER] 000 Mill [M]

Specialty Flashing



DESCRIPTION	SKU	METAL/ THICKNESS	FINISH	LENGTH & SHIPPING	COLOR AVAILABILITY
Flat Panel	16FP	Steel 0.020"	Mill	6 ft length 120 pc 840 lb/crate	000 Mill [M]



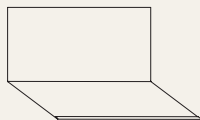


SOUTHEAST PRODUCT OFFERING

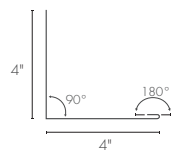
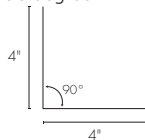


MANUFACTURED &
DELIVERED FROM
SAVANNAH, GA

Angle Flashing



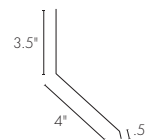
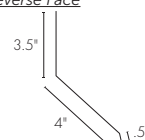
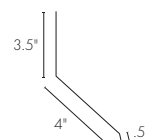
DESCRIPTION	SKU	METAL/ THICKNESS	FINISH	LENGTH & SHIPPING	COLOR AVAILABILITY
4"x4" Angle Flashing 90 degree	AF28G4X4	Steel 0.014"	Q800	10 ft length	502 Brown [B]
			TuffTech	10 pc/ctn 36 lb/ctn 30 ctn/plt	523 Snowmist [SMT] 511 Terratone [TER]
			Mill		000 Mill [M]
4"x4" Angle Flashing 180 degree	AF28G4X4WL180	Steel 0.014"	Q800	10 ft length	518 Black [BLK]
			TuffTech	10 pc/ctn 36 lb/ctn 30 ctn/plt	502 Brown [B] 523 Snowmist [SMT] 511 Terratone [TER]
			Mill		000 Mill [M]



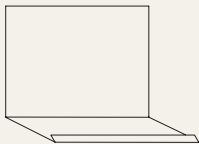
Face Flashing

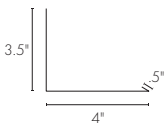
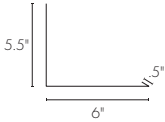


DESCRIPTION	SKU	METAL/ THICKNESS	FINISH	LENGTH & SHIPPING	COLOR AVAILABILITY
8" Face Flashing	8FFGALAL	Steel 0.014"	Q800	10 ft length	518 Black [BLK]
			TuffTech	25 pc/ctn 102 lb/ctn 30 ctn/plt 10 plt/trk	502 Brown [B] 280 White [W]
			Mill		000 Mill [M]
8" Face Flashing	8FFGAL	Steel 0.013"	Q800	10 ft length	518 Black [BLK]
			TuffTech	25 pc/ctn 126 lb/ctn 30 ctn/plt 10 plt/trk	502 Brown [B] 280 White [W]
			Mill		000 Mill [M]
8" Face Flashing <i>Reverse Face</i>	8FFGALALRF	Steel 0.014"	Q800	10 ft length	518 Black [BLK]
			TuffTech	25 pc/ctn 102 lb/ctn 30 ctn/plt 10 plt/trk	
			Mill		
8" Face Flashing	8FF	Aluminum 0.019"	Q800	10 ft length	518 Black [BLK]
			TuffTech	25 pc/ctn 43 lb/ctn 30 ctn/plt 10 plt/trk	
			Mill		

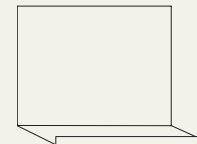


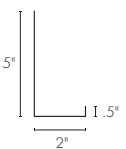
Wall Flashing

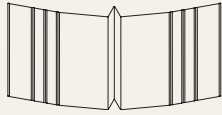


DESCRIPTION	SKU	METAL/ THICKNESS	FINISH	LENGTH & SHIPPING	COLOR AVAILABILITY
8" Wall Flashing 	8WFGALAL	Steel 0.014"	Q800 TuffTech	10 ft length 25 pc/ctn 102 lb/ctn 20 ctn/plt 10 plt/trk	518 Black [BLK] 502 Brown [B] 280 White [W]
	8WFGAL	Steel 0.013"	Q800 TuffTech Mill	10 ft length 25 pc/ctn 127.5 lb/ctn 20 ctn/plt 10 plt/trk	518 Black [BLK] 502 Brown [B] 280 White [W] 000 Mill [M]
12" Wall Flashing 	12WFGALAL	Steel 0.014"	Q800 TuffTech	10 ft length 25 pc/ctn 154 lb/ctn 20 ctn/plt 10 plt/trk	518 Black [BLK] 502 Brown [B] 280 White [W]
	12WFGAL	Steel 0.014"	Mill	10 ft length 25 pc/ctn 187 lb/ctn 20 ctn/plt 10 plt/trk	000 Mill [M]

Water Diverter

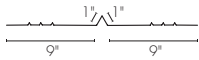


DESCRIPTION	SKU	METAL/ THICKNESS	FINISH	LENGTH & SHIPPING	COLOR AVAILABILITY
8" Water Diverter 	8WDGALAL	Steel 0.014"	Q800 TuffTech	10 ft length 25 pc/ctn 102.5 lb/ctn 20 ctn/plt 10 plt/trk	518 Black [BLK] 502 Brown [B] 280 White [W]
	8WDGAL	Steel 0.013"	Q800 TuffTech Mill	10 ft length 25 pc/ctn 126 lb/ctn 20 ctn/plt 10 plt/trk	518 Black [BLK] 502 Brown [B] 280 White [W] 000 Mill [M]




W-Valley

DESCRIPTION	SKU	METAL/ THICKNESS	FINISH	LENGTH & SHIPPING	COLOR AVAILABILITY
20" W-Valley	20WVGALAL	Steel 0.014"	Mill	10 ft length 100 pc/crt 11 lb/pc 10 crt/trk	000 Mill [M]



Caulk Counter Flashing

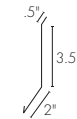
DESCRIPTION	SKU	METAL/ THICKNESS	FINISH	LENGTH & SHIPPING	COLOR AVAILABILITY
3" Caulk Counter Flashing	3CCGAL	Steel 0.013"	Q800 TuffTech	10 ft length 25 pc/ctn 55 lb/ctn 20 ctn/plt 10 plt/trk	518 Black [BLK] 502 Brown [B] 523 Snowmist [SMT]



5" Caulk Counter Flashing	5CCGAL	Steel 0.013"	Q800 TuffTech	10 ft length 25 pc/ctn 77.5 lb/ctn 20 ctn/plt 10 plt/trk	518 Black [BLK] 502 Brown [B] 523 Snowmist [SMT]
---------------------------	--------	-----------------	------------------	--	--

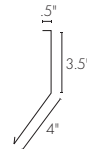


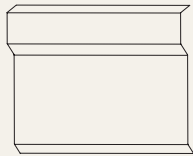
6" Caulk Counter Flashing	6CCGALAL	Steel 0.014"	Q800 TuffTech	10 ft length 25 pc/ctn 77.5 lb/ctn 30 ctn/plt 10 plt/trk	518 Black [BLK] 502 Brown [B] 280 White [W]
---------------------------	----------	-----------------	------------------	--	---



	6CCGAL	Steel 0.014"	Mill	10 ft length 25 pc/ctn 94.5 lb/ctn 30 ctn/plt 10 plt/trk	000 Mill [M]
--	--------	-----------------	------	--	--------------

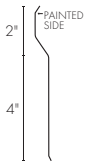
6" Counter Flashing	6CFGALAL	Steel 0.014"	Q800 TuffTech	10 ft length 25 pc/ctn 77.5 lb/ctn 30 ctn/plt 10 plt/trk	518 Black [BLK] 502 Brown [B] 280 White [W]
---------------------	----------	-----------------	------------------	--	---






Reglet

DESCRIPTION	SKU	METAL/ THICKNESS	FINISH	LENGTH & SHIPPING	COLOR AVAILABILITY
Reglet	REG4.25TPGAL	Steel 0.016"	Q800 TuffTech	10 ft length	518 Black [BLK] 502 Brown [B]
			Mill	15 pc/ctn 41 lb/ctn 30 ctn/plt 10 plt/trk	204 Granite [GRT204] 523 Snowmist [SMT] 511 Terratone [TER]
					000 Mill [M]



Drip Edge




T-Style Drip Edge - Aluminum

DESCRIPTION	SKU	METAL/ THICKNESS	FINISH	LENGTH & SHIPPING	COLOR AVAILABILITY
	1.25X2.375ET	Aluminum 0.019"	Q800 TuffTech	10 ft length 25 pc/ctn 22.5 lb/ctn 30 ctn/plt 10 plt/trk	518 Black [BLK] 502 Brown [B] 507 Mocha [MOC] 511 Terratone [TER] 175 High Gloss White [HGW]
	1.25X3.75ETE	Aluminum 0.011"	Q800 TuffTech	10 ft length 25 pc/ctn 22.6 lb/ctn 30 ctn/plt 10 plt/trk	518 Black [BLK] 502 Brown [B] 511 Terratone [TER] 280 White [W]
	1.375X2.75ETE	Aluminum 0.011"	Q800 TuffTech	10 ft length 25 pc/ctn 17.5 lb/ctn 30 ctn/plt 10 plt/trk	518 Black [BLK] 502 Brown [B] 280 White [W]
	1.5X2ET	Aluminum 0.019"	Q800 TuffTech	10 ft length 25 pc/ctn 22.5 lb/ctn 30 ctn/plt 10 plt/trk	518 Black [BLK] 502 Brown [B] 507 Mocha [MOC] 511 Terratone [TER] 175 High Gloss White [HGW] 280 White [W]
	1.5X3.5ET	Aluminum 0.019"	Q800 TuffTech	10 ft length 25 pc/ctn 32 lb/ctn 30 ctn/plt 10 plt/trk	518 Black [BLK] 502 Brown [B] 507 Mocha [MOC] 511 Terratone [TER] 175 High Gloss White [HGW] 280 White [W]
	1.5X3.5ETE	Aluminum 0.011"	Q800 TuffTech	10 ft length 25 pc/ctn 22.6 lb/ctn 30 ctn/plt 10 plt/trk	518 Black [BLK] 502 Brown [B] 507 Mocha [MOC] 511 Terratone [TER] 175 High Gloss White [HGW] 280 White [W]

T-Style Drip Edge - Aluminum

DESCRIPTION	SKU	METAL/ THICKNESS	FINISH	LENGTH & SHIPPING	COLOR AVAILABILITY
	2X2.125ET	Aluminum 0.019"	Q800 TuffTech	10 ft length 25 pc/ctn 26.75 lb/ctn 30 ctn/plt 10 plt/trk	518 Black [BLK] 502 Brown [B] 507 Mocha [MOC] 511 Terratone [TER] 175 High Gloss White [HGW] 280 White [W]
	2X4ET	Aluminum 0.019"	Q800 TuffTech	10 ft length 25 pc/ctn 26.75 lb/ctn 30 ctn/plt 10 plt/trk	518 Black [BLK] 502 Brown [B] 507 Mocha [MOC] 511 Terratone [TER] 175 High Gloss White [HGW] 280 White [W]

Drip Edge




T-Style Drip Edge - Steel

DESCRIPTION	SKU	METAL/ THICKNESS	FINISH	LENGTH & SHIPPING	COLOR AVAILABILITY
	1.62X3.5ETGALAL	Steel 0.014"	Q800 TuffTech	10 ft length	518 Black [BLK] 502 Brown [B] 280 White [W]
				25 pc/ctn 77 lb/ctn 45 ctn/plt 10 plt/trk	
	4.5ETGALAL	Steel 0.014"	Q800 TuffTech	10 ft length	518 Black [BLK] 502 Brown [B] 416 Burnished Slate [SLT] 280 White [W]
				25 pc/ctn 60 lb/ctn 45 ctn/plt 10 plt/trk	
	4.5ETGAL	Steel 0.014"	Mill	10 ft length	000 Mill [M]
				25 pc/ctn 60 lb/ctn 45 ctn/plt 10 plt/trk	
	4.75ETGAL	Steel 0.013"	Q800 TuffTech	10 ft length	518 Black [BLK] 502 Brown [B] 523 Snowmist [SMT]
				25 pc/ctn 55 lb/ctn 45 ctn/plt 10 plt/trk	
	6.0ETGALAL	Steel 0.014"	Q800 TuffTech	10 ft length	518 Black [BLK] 502 Brown [B] 416 Burnished Slate [SLT] 280 White [W]
				25 pc/ctn 78.5 lb/ctn 35 ctn/plt 10 plt/trk	
	6.0ETGAL	Steel 0.014"	Mill	10 ft length	000 Mill [M]
				25 pc/ctn 96 lb/ctn 35 ctn/plt 10 plt/trk	

T-Style Drip Edge - Steel

DESCRIPTION	SKU	METAL/ THICKNESS	FINISH	LENGTH & SHIPPING	COLOR AVAILABILITY
	2X4ETGAL	Steel 0.014"	Mill	10 ft length	000 Mill [M]
				25 pc/ctn 94.5 lb/ctn	
	2X4ETGAL_H	Steel 0.014"	Mill	10 ft length	000 Mill [M]
				25 pc/ctn 94.5 lb/ctn	
	2X4ETGALAL	Steel 0.014"	Q800 TuffTech	10 ft length	518 Black [BLK] 502 Brown [B] 416 Burnished Slate [SLT] 280 White [W]
				25 pc/ctn 77 lb/ctn 45 ctn/plt 10 plt/trk	
				<i>with hem</i>	
	2X4ETGALAL_H	Steel 0.014"	Q800 TuffTech	10 ft length	518 Black [BLK] 502 Brown [B] 416 Burnished Slate [SLT] 280 White [W]
				25 pc/ctn 77 lb/ctn 45 ctn/plt 10 plt/trk	

Asphalt Drip



Asphalt Drip - Steel

DESCRIPTION	SKU	METAL/ THICKNESS	FINISH	LENGTH & SHIPPING	COLOR AVAILABILITY
3" x 3"	3X3ETGALAL	Steel 0.014"	Q800 TuffTech Mill	10 ft length 25 pc/ctn 78.5 lb/ctn 30 ctn/plt 10 pt/trk	518 Black [BLK] 502 Brown [B] 280 White [W] 000 Mill [M]


Starter Strip



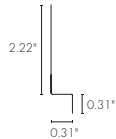

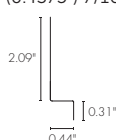
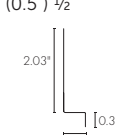
DESCRIPTION	SKU	METAL/ THICKNESS	FINISH	LENGTH & SHIPPING	COLOR AVAILABILITY
CedarMax Starter Strip	CMAXSS	Steel 0.0155"	Galvanized (G40+)	10 ft length 25 pc/ctn 59 lb/ctn 63 ctn/plt 10 pt/trk	Color Varies

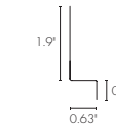
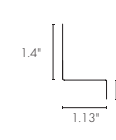
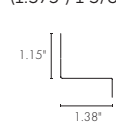
TruShake Starter Strip	TSSGAL	Steel 0.0155"	Galvanized (G40+)	10 ft length 25 pc/ctn 40 lb/ctn 72 ctn/plt 10 pt/trk	Color Varies
---------------------------	--------	------------------	----------------------	---	--------------



Drip Cap



10 ft length

DESCRIPTION	SKU	METAL/ THICKNESS	FINISH	LENGTH & SHIPPING	COLOR AVAILABILITY
(0.3125") 5/16"	ADC.3125	Aluminum 0.019"	Q800 TuffTech Mill	10 ft length 25 pc/ctn 14 lb/ctn 72 ctn/plt 10 plt/trk	System Colors 000 Mill [M]
					
(0.375") 3/8"	ADC.375	Aluminum 0.019"	Q800 TuffTech Mill	10 ft length 25 pc/ctn 14 lb/ctn 72 ctn/plt 10 plt/trk	System Colors 000 Mill [M]
					
(0.4375") 7/16"	ADC.4375	Aluminum 0.019"	Q800 TuffTech Mill	10 ft length 25 pc/ctn 14 lb/ctn 72 ctn/plt 10 plt/trk	System Colors 000 Mill [M]
					
(0.5") 1/2"	ADC.5	Aluminum 0.019"	Q800 TuffTech Mill	10 ft length 25 pc/ctn 14 lb/ctn 72 ctn/plt 10 plt/trk	System Colors 000 Mill [M]
					

DESCRIPTION	SKU	METAL/ THICKNESS	FINISH	LENGTH & SHIPPING	COLOR AVAILABILITY
(0.625") 5/8"	ADC.625	Aluminum 0.019"	Q800 TuffTech Mill	10 ft length 25 pc/ctn 14 lb/ctn 72 ctn/plt 10 plt/trk	System Colors 000 Mill [M]
					
(1.125") 1 1/8"	ADC1.125	Aluminum 0.019"	Q800 TuffTech Mill	10 ft length 25 pc/ctn 14 lb/ctn 72 ctn/plt 10 plt/trk	System Colors 000 Mill [M]
					
(1.375") 1 3/8"	ADC1.375	Aluminum 0.019"	Q800 TuffTech Mill	10 ft length 25 pc/ctn 14 lb/ctn 72 ctn/plt 10 plt/trk	System Colors 000 Mill [M]
					





550 3 Mile Rd. NW
Suite E
Walker, MI 49544
QualityEdge.com

SG1123