



The beauty of wood. The advantages of vinyl.

Simonton ProFinish[®] Brickmould 300 series windows feature an **integral brickmould** that can also function as a **J-channel**, so they can be installed in brick or siding applications, or both. They're available with **Simulated Divided Lites** and **Flat Casing Trim** surround that suggests the appearance of a wood window. Best of all, they're crafted in **energy-efficient**, low-maintenance vinyl that will retain its beauty for years to come.



Jamb Extenders

Wood and cellular PVC jamb extenders are available in 4-9/16," 5-1/4," 6-9/16" and 7-1/4" sizes and a variety of colors and finishes including finger-jointed primed, oak, clear pine, Quick Trim[™] white, Quick Trim[™] driftwood and Quick Trim[™] Clearwood.*

An optional **Flat Casing** surround simulates the look of a traditional wood window.

Simulated Divided Lites create the look of individual panes of glass.

A versatile **brickmould/J-channel** can be used for applications that contain brick, siding, or both.

Between-the-glass Grids



Flat




Sculptured




Brass

Brickmould 300 windows can be mullered together to create the configurations homeowners want most. An optional Flat Casing surround is available in these popular configurations.



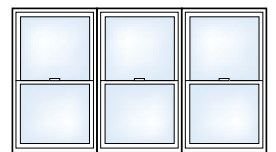
A Picture window mullered with two Single Hung windows. Picture windows may be substituted for Single Hung windows.



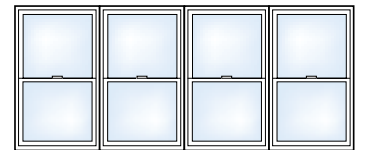
Two Single Hung windows mullered together with a Half-round Picture window above.



A Single Hung mullered with a Picture window above. A Geometric window may be substituted for the Picture window.



Three Single Hung windows mullered together. Picture windows may be substituted for Single Hung windows.



Four Single Hung windows mullered together.

Simulated Divided Lites



Crafted of durable PVC, Simulated Divided Lites are located on the interior and exterior of the home and provide the appearance and dimension of individual panes of glass.

*Quick Trim[®] available only in 4-9/16" and 6-9/16" sizes.

Brickmould Series



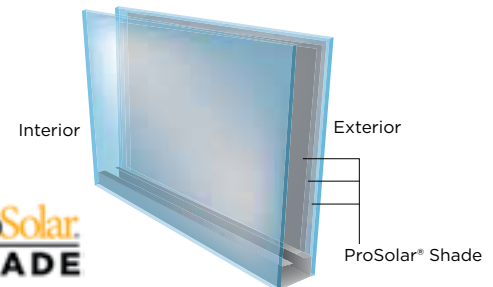
ProFinish® Brickmould 300 windows can be ordered to meet ENERGY STAR® guidelines.

Single Hung



- A Integral Brickmould/J-channel** For the ultimate jobsite versatility, an integral brickmould serves double duty and also functions as a J-channel so it can be used in multiple applications, including brick and vinyl.
- B Integral Nailing Fin** An integrated nailing fin makes accurate installation easier and more efficient.
- C Fusion-welded Frame and Sash** The one-piece strength of the fusion-welded frame and sash makes for greater rigidity and easier handling.
- D Multi-tiered Exterior** A stepped design has a classic, chiseled appearance that complements both brick and siding exteriors.
- E Sloped Sill Design** A special sill design initiates quick water drainage.
- F Sill Dam Weatherstripping** Additional weatherstripping serves as an effective weather barrier.
- G Premium Vinyl Profiles** Remarkably strong vinyl is easy to handle, will retain its low-maintenance beauty for years and provides excellent thermal performance.
- H 3/4" Insulating Glass Unit** The insulating glass unit provides increased thermal performance.
- I ProSolar® Low E Glass with an Argon Gas Fill** This advanced glass package, optional on Brickmould 300 series, delivers impressive thermal efficiency and interior comfort.
- J Overlapping, Interlocking Meeting Rail** The meeting rail both overlaps and interlocks the sash, making the window virtually impervious to weather infiltration.

ProSolar® Shade is an advanced, spectrally selective glass that features three layers of silver for maximum insulation. This impressive glass offers the ultimate in solar heat control, fading protection, visibility and energy savings.



Simonton ProFinish® Brickmould 300 windows feature a transferrable Lifetime Limited Warranty for complete homeowner confidence.



The **Intercept® spacer system**, standard on Brickmould 300 windows, features a unique U-channel design that minimizes condensation and keeps glass surfaces warmer for increased efficiency and comfort. The U-shape design flexes and contracts, helping to reduce seal failure in the insulating glass unit.



For even greater thermal performance and dependability, the optional **Supercept™** spacer combines a U-channel design with the strength of a stainless steel alloy.

CENTRALIA, IL
866.755.7636

MOBERLY, MO
800.892.5850

MT. PLEASANT, IA
800.258.5809

SPRING HILL, KS
800.490.4320

Proudly
Supplied
By

