



GREAT AMERICAN SPACES™

BEAUTIFUL ENVIRONMENTS. THOUGHTFULLY CRAFTED.



Wood Wall and Ceiling Collections

Beams and Mantels Collection
in Weathered Wood



Premium Wood
Planking in
Weathered Wood




PREMIUM WOOD PLANKING 4



PREMIUM WOOD TILES 6



EASY BARNWOOD™ COLLECTION 8



BREW PUB™ COLLECTION 10



SHIPLAP COLLECTION 12



SMOOTH PINE COLLECTION 14



SMOOTH PRIMED MDF COLLECTION 16



BEAMS AND MANTELS COLLECTION 18



GREAT AMERICAN SPACES™


BEAUTIFUL ENVIRONMENTS. THOUGHTFULLY CRAFTED.

Great American Spaces™ brings natural beauty, warmth and texture to your walls, ceilings and more.

From coastal to urban, man cave to executive office, lodge to loft, and traditional to eclectic, our collections are designed to add interest to any space.

Engineered and milled for easy installation, our prefinished planking collections and beams are versatile, accessible, and ready to create a new space or redefine an existing room.

Find your local dealer at www.greatamericanspaces.com


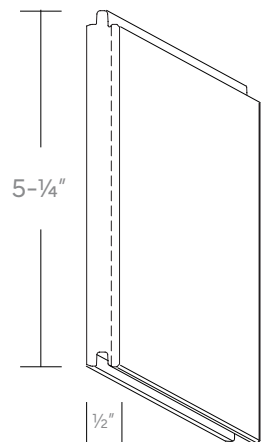


Premium Wood Planking


The stunning precision of Engineered Wood Planking.

Inspired by designers, this collection of engineered laminated planks with real hardwood and reclaimed weathered boards is a perfect choice to grace commercial spaces, executive homes and offices or any space where the most immaculate details and finishes are desired.


- Hand selected and milled
- Heat laminated face on premium plywood backer
- Warm satin finish on Walnut, White Oak and Toasted Maple




TOASTED MAPLE



WALNUT



WHITE OAK



MATTE BLACK



WEATHERED WOOD

This laminated T&G product is a design upgrade from solid hardwoods. The premium plywood backing and laminated hardwood face are more stable, sustainable, and easier to install than typical milled hardwoods. Our premium engineered planking meets Indoor Air Quality standards.



Walnut





Woodshed - Layers





Drift - Squares

Premium Wood Tiles

Mosaic patterns that add interest to any space.

Whimsical, cool, unique...just some of the words to describe the wood tile collection. Our craftsmen arrange the reclaimed, weathered pine into a deliberate pattern and preassemble the pieces into square grids and planked layers with a mesh backing for easy layout and installation.

- Reclaimed, real weathered pine & cedar
- Choose from square or layered tiles
- Easy layout and installation



CHAR - SQUARES



DRIFT - SQUARES



WOODSHED - SQUARES



CHAR - LAYERS



DRIFT - LAYERS



WOODSHED - LAYERS



This sustainable product is made from reclaimed pine & cedar. This grade of reclaimed, weathered wood will include characteristics such as knots, knot holes, splits, nail holes, weathering checks, and inconsistencies in texture and color. Our Premium Wood Tiles meet Indoor Air Quality standards.



Char - Squares

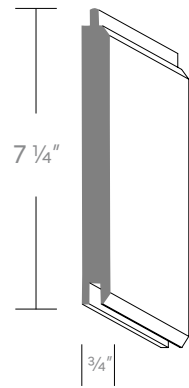


Easy BarnWood™ Collection

The rustic, weathered look of barn wood.

Complement any space with the rustic, natural warmth and dramatic character only found in real wood. Our unique texturing and staining process creates the look of weathered barnwood with the affordability and easy installation of new planks.

- 1 x 8 knotty pine boards
- Choose from v-groove or square edge tongue and groove
- Matching trim available
- Touch up kit available



STERLING GRAY



COVERED BRIDGE



OLD BARN GRAY



TRADITIONAL WHITE

This natural pine product includes characteristics such as knots, broken knots, splits and some warping. Color and texture variations are also common. Expect to sort and lay out boards prior to installation to meet your specific expectations for usable material. Defects can be cut out and discarded. Depending on your specific threshold of "rustic," waste factors of 10% or more may be expected.





Traditional White

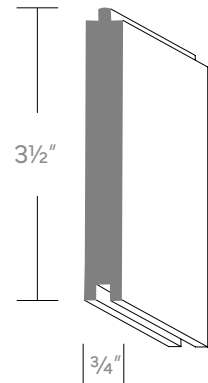


BrewPub™ Collection


Accent walls and features reminiscent of breweries and distilleries.

Bars, restaurants, backsplashes, interior barn doors, game room accent walls and offices are all popular destinations for this industrial look. Barrels and brews inspire the collection with a carefully selected color variation that aims to create spaces with character.

- Smooth tongue and groove pine
- Packaged in bundles of 6 with deliberate ratio of dark, medium and light colors
- Matching trim available (comes in the darkest tone of each palette)
- Touch up kit available



WHISKEY BARREL
(3 medium, 2 light, 1 dark planks per bundle)
(Optional red accents sold separately)



COFFEE STOUT
(3 dark, 2 medium, 1 light plank per bundle)

This is a natural pine product that will include characteristics such as knots, broken knots, splits and some warping. Color and texture variations are also common. Expect to sort and layout boards prior to installation to meet your specific expectations for usable material. Defects can be cut out and discarded. Depending on your specific threshold of "rustic," waste factors of 10% or more may be expected.



Whiskey barrel without optional red accents.





Sand Dune



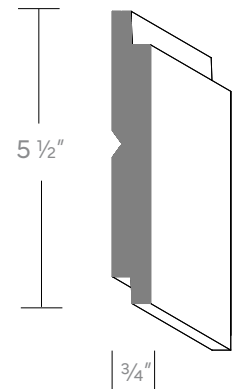
Charcoal

ShipLap Collection

The fresh, casual style of vintage shiplap.

This highly versatile textured planking is a timeless choice that works equally well in modern, industrial, rustic and traditional spaces. Replicate the relaxed warmth of vintage shiplap planks without the hassle and expense of acquiring salvaged wood.

- Textured and stained on fresh pine boards
- Simple overlapping 1 x 6 profile
- Self-spacing nickel gap leaves a crisp shadow line
- Matching trim available
- Touch up kit available



CHARCOAL



CLOUD



GRAY SKY



SAND DUNE

This is a natural pine product that will include characteristics such as knots, broken knots, splits and some warping. Color and texture variations are also common. Expect to sort and layout boards prior to installation to meet your specific expectations for usable material. Defects can be cut out and discarded. Depending on your specific threshold of "rustic," waste factors of 10% or more may be expected.





3 TALKS NOW! 10
TALKS NOW! 10
TALKS NOW! 10

- * SYDNEY STYLE TASCHEN
- * PRODUCE STYLE TASCHEN
- * MINIMAL STYLE TASCHEN
- * SEASIDE STYLE TASCHEN

OCCUPATION | THE LIFE OF A DESIGNER
Do prepared | Winclear - welcome in Polish diamond

Gray Sky

THE BIG BOOK
ART 101
ART 101

Blue notebook

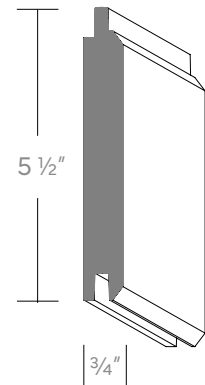


Smooth Pine Collection

Classic, versatile 1x6 tongue and groove.

Upgrade any room in your house, cottage, or cabin with "the original" paneling profile. We make it even better with the option of classic v-groove or a more modern nickel gap edge. Select from our rich heavy-bodied stain colors for a warm, dramatic wall or ceiling, or go all-natural with our satin clear urethane finish. For a more modern, bright look choose the finished finger joint pine plank in solid Pure White or a custom solid color of your choice.

- 1 x 6 tongue and groove
- Choose from v-groove or nickel-gap edge joint
- Matching trim available
- Touch up kit available



SADDLE



BUCKHORN



SMOKESTACK



PERFECTLY CLEAR



PURE WHITE - FINGER JOINT PINE

Custom solid colors are available in Finger Joint (Paint Grade) Pine. Special order with a 500 square foot minimum.

This is a natural pine product that will include characteristics such as knots, broken knots, splits and some warping. Color and texture variations are also common. Expect to sort and layout boards prior to installation to meet your specific expectations for usable material. Defects can be cut out and discarded. Depending on your specific threshold of "rustic," waste factors of 10% or more may be expected.



Perfectly Clear

Premium Wood Planking
in Matte Black
See pg.4





Smooth Primed MDF

The affordability and versatility of Medium Density Fiberboard.

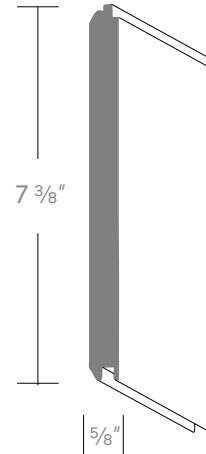
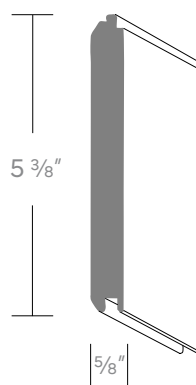
MDF is a common material used for trim, cabinets and other materials. The super smooth finish and clean lines add style and dimension to any room.

- Choose from 1 x 6 or 1 x 8 in a reversible board
- Installed with either the v-groove or the nickel gap facing out
- Field coat with any flat, satin or gloss latex finish in your color of choice



PRIMED WHITE

MDF planking is best used in interior areas where moisture is minimal. Wet basements, bath and laundry washing areas, backsplashes, covered porches, and exterior ceilings/soffits are some applications to avoid.





Unfinished White Oak



Weathered Wood



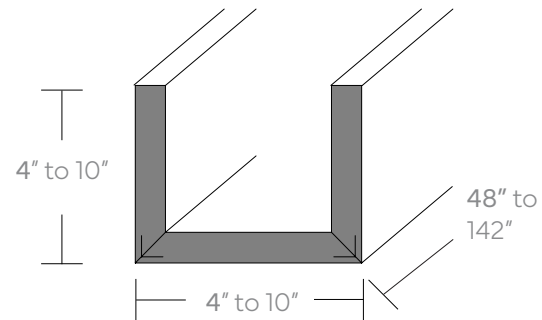
Beams and Mantels Collection

Premium Engineered Wood

Beams are a great way to add interest and architectural detail to just about any space in your home. These hollow box beams use real wood but are lighter and easier to install than solid wood beams. They are excellent at designing around existing structural, electrical or plumbing elements.

Beams and mantels can be ordered as a stand-alone feature or can be used to complement our premium planking.

- Plywood base with hardwood or reclaimed wood laminate top
- Lightweight
- Easy to install
- Custom built to your specifications*



WHITE OAK



WALNUT



TOASTED MAPLE



MATTE BLACK



WEATHERED WOOD

This laminated beam product is a design upgrade from solid hardwoods. It is a non-structural beam for interior use. The premium plywood structure and laminated hardwood face are more stable and more sustainable than typical solid wood beams. Laminated face may have edge seams. Our premium engineered planking meets Indoor Air Quality standards.





White Oak



Walnut



Hand Hewn Dark Maple




Rough Sawn Dark Maple with Hammered straps

Beams and Mantels Collection


Finished **FYPON** Foam

Capture the rustic nature of authentic timber at a lower cost and with easier installation. Exposed structural rafters and wiring can easily be concealed with these ultra-light, easy to install foam beams available in either a rough sawn or hand-hewn texture. Beams are hand stained and boxed for maximum protection to the jobsite.

- Ultra-lightweight
- Easy to install
- Touch up kit included



ROUGH SAWN



HAND HEWN



NEW EARTH




DARK MAPLE



RAVEN

Foam beams are non-structural and require careful handling to avoid damage to the sides and ends. Foam is easy to cut and install. Dents, nicks, and scrapes will require some touching-up with the supplied touch up kit.



SMOOTH BEAM STRAP



HAMMERED BEAM STRAP





Hand Hewn Dark Maple

STYLE	EASY BARNWOOD
PLANK SIZE*	1 x 8
PLANK LENGTH	16 ft
TYPE	Solid #3 Pine Tongue & Groove
EDGE PROFILE	T&G v-groove or square-edge
COVERAGE	9 sq ft per 16' board
MATCHING TRIM	1 x 4 x 12 ft 1 x 8 x 16 ft (Solid #2 Pine Textured)
COLORS	<ul style="list-style-type: none"> • Sterling Gray • Covered Bridge • Old Barn Gray • Traditional White



Touch up kits available.

STYLE	SHIPLAP
PLANK SIZE*	1 x 6
PLANK LENGTH	16 ft
TYPE	Solid #3 Pine Shiplap
EDGE PROFILE	Shiplap (with 1/8 inch self-spacing nickel-gap)
COVERAGE	6.59 sq ft per 16' board
MATCHING TRIM	1 x 4 x 12 ft 1 x 8 x 16 ft (Solid #2 Pine Textured)
COLORS	<ul style="list-style-type: none"> • Charcoal • Cloud • Gray Sky • Sand Dune



Touch up kits available.

STYLE	SMOOTH TONGUE & GROOVE PINE
PLANK SIZE*	1 x 6
PLANK LENGTH	16 ft
TYPE	Solid #2 pine tongue & groove FJ tongue & groove
EDGE PROFILE	T&G v-groove or nickel gap
MATCHING TRIM	1 X 4 X 12' #2 Pine 1 X 4 X 16' FJ Pine
COVERAGE	6.59 sq ft per 16' board
COLORS	<ul style="list-style-type: none"> • Saddle • Buckhorn • Smokestack • Perfectly Clear • Pure White • Custom



Touch up kits available.

STYLE	SMOOTH MDF
PLANK SIZE*	1 x 6 1 x 8
PLANK LENGTH	16 ft
TYPE	MDF, primed
EDGE PROFILE	Reversible tongue & groove with 1/8 in nickel-gap/v-groove
COVERAGE	6" = 7.01 sq ft per board 8" = 9.69 sq ft per board
COLORS	<ul style="list-style-type: none"> • Primed white



All dimensions are nominal.


How much do you need?

(square footage to cover + 10% or more for waste/trim)

÷ coverage per board/bundle

= number of boards/bundles needed


STYLE	BREW PUB
PLANK SIZE*	1 x 4
PLANK LENGTH	12 ft
TYPE	Solid #2 Pine tongue and groove
EDGE PROFILE	T&G square-edge
COVERAGE	18.75 sq ft per 6-board bundle
MATCHING TRIM	1 x 4 x 12 ft solid #2 Pine in darkest color
OPTIONS	<ul style="list-style-type: none"> • Whiskey Barrel red accent in 1 x 4 T&G 6' (suggested 1 6' piece for every 2 bundles)
COLORS	<ul style="list-style-type: none"> • Whiskey Barrel • Coffee Stout



BrewPub is sold in bundles of 6 boards.

Touch up kits available.

STYLE	PREMIUM WOOD PLANKS
SIZE	1 x 6
LENGTH	8 ft
TYPE	Engineered laminated tongue and groove
EDGE PROFILE	Small v-groove
COVERAGE	20 sq ft per 6 piece bundle
COLORS	<ul style="list-style-type: none"> • Toasted Maple • Walnut • White Oak • Matte Black • Reclaimed Weathered Wood



Touch up kits available for Matte Black.

PREMIUM WOOD TILES
3/4 x 12 x 12 squares 3/4 x 8 x 24 layers
Reclaimed pine & cedar with mesh backer
1 sq ft per tile 20 pieces per carton
<ul style="list-style-type: none"> • Char • Drift • Woodshed



Touch up kits available for Char and Drift.

STYLE	PREMIUM WOOD BOX BEAMS*
SIZE*	4" - 10" wide x 4" - 10" high
LENGTH	48" to 142"
TYPE	U shaped box beam - open end Real wood laminate face on premium plywood box
COLORS	<ul style="list-style-type: none"> • White Oak • Walnut • Toasted Maple • Matte Black • Weathered Wood



Touch up kits available for Matte Black.

PREMIUM WOOD BOX MANTELS*
4" - 10" wide x 4" - 10" high
48", 60", 72", custom
U shaped box mantel - closed end Real wood laminate face on premium plywood box
<ul style="list-style-type: none"> • Rustic White Oak • Walnut • Toasted Maple • Matte Black • Weathered Wood

*Only Rustic White Oak has a full width laminate

Depending on size, other colors may have edge seams in the laminate face

STYLE	FYPON FOAM BEAMS
SIZE*	6" x 8", 8" x 10"
LENGTH	144", 192", 240"
TYPE	U shaped formed beam - open end
TEXTURE	Hand hewn or rough sawn
COLORS	<ul style="list-style-type: none"> • New Earth • Dark Maple • Raven



Touch up kits included.

FYPON FOAM MANTELS
6" x 8", 8" x 10"
60", 72", 84"
U shaped formed mantel - closed ends
Hand hewn or rough sawn
<ul style="list-style-type: none"> • New Earth • Dark Maple • Raven



GREAT AMERICAN SPACESTM
BEAUTIFUL ENVIRONMENTS. THOUGHTFULLY CRAFTED.

by *Lumbermen's*
AN EMPLOYEE OWNED COMPANY

Find a dealer near you at
www.greatamericanspaces.com

IMPORTANT: Always check and comply with all applicable building and fire codes. Mock-ups depicted are for illustration purposes only. Clearances required for installations adjacent to household gas cooking appliances may vary depending upon appliance type, heat output and jurisdiction.

©2017 Great American Spaces. Made in the U.S.A. The beauty of our wood products is created by the infinite variation in character and color. Please use our samples and images as a general guide as every piece is unique.

1/24



Premium Wood Planking in Matte Black

CENTRALIA, IL
866.755.7636

MOBERLY, MO
800.892.5850

MT. PLEASANT, IA
800.258.5809

SPRING HILL, KS
800.490.4320

Proudly
Supplied
By



Visit our website at www.midambuilding.com