



# ODL DOORS

IN STOCK



FIBERGLASS



ESTATE  
Flush



ESTATE  
6 Panel



ESTATE  
2 Panel  $\frac{3}{4}$  Top




ESTATE  
2 Panel Square



ESTATE  
2 Panel Camber



ESTATE  
2 Panel  
Camber Plank




SHAKER  
3 Panel  
Craftsman



FLUSH GLAZED  
1 Light




FLUSH GLAZED  
 $\frac{3}{4}$  Light Shaker



STEEL MARK  
Flush



STEEL MARK  
6 Panel



STEEL MARK  
2 Panel Square

STEEL



		DOOR MODEL	FINISH	NOMINAL WIDTH	HEIGHT
FIBERGLASS	ESTATE	Flush	Satin Smooth	2-6 NB, 2-8 NB, 3-0 NB	6'8"
		Flush Sidelight	Satin Smooth	12", 14"	6'8"
		6 Panel	Satin Smooth	2-6 NB, 2-8 NB, 3-0 NB, 3-0 2-3/4 SGL, 3-0 2-3/8 SGL	6'8", 8'0"
		2 Panel 3/4 Top	Satin Smooth	2-8 NB, 3-0 NB	6'8", 8'0"
		2 Panel Square Top	Satin Smooth	2-8 NB, 3-0 NB	6'8"
		2 Panel Camber	Satin Smooth	2-8 NB, 3-0 NB	6'8"
		2 Panel Camber Plank	Satin Smooth	2-8 NB, 3-0 NB	6'8"
	SHAKER	3 Panel Craftsman	Rift Cut	2-8 NB, 3-0 NB	6'8"
		3 Panel Craftsman	Satin Smooth	2-8 NB, 3-0 NB	6'8"
	CLASSIC FLUSH GLAZED	1 Light Clear Low-E	Satin Smooth	3-0 NB LH	6'8"
SHAKER FLUSH GLAZED		3/4 Light Clear Low-E	Satin Smooth	3-0 NB LH	6'8"
		Craftsman Clear Low-E Sidelight	Satin Smooth	12", 14"	6'8"
STEEL	STEEL MARK PLUS	Flush	Pre-Finished	3-0 NB	6'8"
		6 Panel	Pre-Finished	2-8 NB, 3-0 NB	6'8"
	STEEL MARK	Flush	Primed	2-6 NB, 2-8 NB, 2-8 2 3/8, 3-0 NB, 3-0 2 3/8	6'8"
		Flush Sidelight	Primed	12", 14"	6'8"
		6 Panel	Primed	2-6 NB, 2-8 NB, 2-8 2 3/8, 3-0 NB, 3-0 2 3/8	6'8"
		2 Panel Square Top	Primed	2-8 NB, 3-0 NB, 3-0 2 3/8	6'8"
2 Panel Reverse Sidelight	Primed	12" 14"	6'8"		

CENTRALIA, IL  
866.755.7636

MOBERLY, MO  
800.892.5850

MT. PLEASANT, IA  
800.258.5809

SPRING HILL, KS  
800.490.4320

Proudly  
Supplied  
By

