





INTERIOR DOOR COLLECTION

Prefinish Service Available
Standard and Custom Colors.

Molded Panel





Craftsman Shaker Series



- ★ Stocked in Alynna White
- Stocked in Hollow Core
- Stocked in Solid Core
- Stocked in both 6/8 and 8/0 heights
- 🔥 20 minute fire-rated door available for select heights and designs. (1-3/4 width only)

Primed MDF Flat Panel Stile & Rail



*Flush Primed MDF Hardboard also available.



Centralia, Il
(866) 755-7636

Moberly, Mo
(800) 892-5850

Mt. Pleasant, Ia
(800) 258-5809

Spring Hill, Ks
(800) 490-4320

MOULDED PANEL SERIES		PASSAGE													BIFOLD						
		1-0	1-2	1-3	1-4	1-6	1-8	1-10	2-0	2-2	2-4	2-6	2-8	2-10	3-0	2-0	2-6	3-0	4-0	5-0	6-0
RAISED PANEL	Roman 2 Panel Smooth	1-3/8" H/C 6'8"	x		x	x	x	x	x		x	x	x	x	x			x	x	x	x
		1-3/8" H/C 8'0"							x		x	x	x		x						
		1-3/8" S/C 6'8"				x			x		x	x	x		x						
		1-3/8" S/C 8'0"							x		x	x	x		x						
		1-3/4" S/C 6'8"										x	x		x						
	Cheyenne 2 Panel Smooth	1-3/8" H/C 6'8"	x		x	x	x	x	x	x	x	x	x	x	x	x	x	x	x	x	x
		1-3/8" H/C 8'0"							x		x	x	x		x						
		1-3/8" S/C 6'8"							x		x	x	x		x						
		1-3/8" S/C 8'0"									x	x	x	x							
		1-3/4" S/C 6'8"											x	x							
	2 Panel Arch Top Textured	1-3/8" H/C 6'8"	x		x	x	x	x	x		x	x	x	x	x				x	x	x
		1-3/4" S/C 6'8"												x	x						
	4 Panel Sq. Top Smooth	1-3/8" H/C 6'8"							x		x	x	x		x						
	6 Panel Smooth	1-3/8" H/C 6'8"	x		x	x	x	x	x		x	x	x	x	x	x	x	x	x	x	x
		1-3/8" S/C 6'8"									x	x	x		x						
		1-3/4" S/C 6'8"																			
	6 Panel Textured	1-3/8" H/C 6'8"	x	x		x	x	x	x	x	x	x	x	x	x	x	x	x	x	x	x
		1-3/8" S/C 6'8"									x	x	x		x						
		1-3/4" S/C 6'8"													x						
	2 Panel Sq. Top Smooth	1-3/8" H/C 6'8"	x		x	x	x	x	x	x	x	x	x	x	x	x	x	x	x	x	x
	1-3/8" H/C 8'0"									x	x	x		x							
	1-3/8" S/C 6'8"				x					x	x	x		x							
	1-3/8" S/C 8'0"										x	x	x								
	1-3/4" S/C 6'8"											x	x								
	1-3/4" S/C 8'0"												x	x							
Riverside 5 Panel Equal	1-3/8" H/C 6'8"					x				x	x	x	x	x			x	x	x	x	
	1-3/8" S/C 6'8"									x	x	x		x							
	1-3/4" S/C 6'8"												x	x							
Winslow 3 Panel Smooth	1-3/8" H/C 6'8"			x	x	x	x	x		x	x	x	x	x	x		x	x	x	x	
	1-3/8" S/C 6'8"					x				x	x	x		x							
	1-3/4" S/C 6'8"											x	x								
Lincoln Park 1 Panel Smooth	1-3/8" H/C 6'8"				x	x				x	x	x	x	x							
	1-3/8" H/C 8'0"					x					x	x		x							
	1-3/8" S/C 6'8"			x						x		x	x								
	1-3/8" S/C 8'0"									x	x	x		x							
	1-3/4" S/C 6'8"											x	x								
	1-3/4" S/C 8'0"												x	x							
Logan 2 Panel Smooth	1-3/8" H/C 6'8"			x	x	x				x	x	x	x	x				x	x		
	1-3/8" H/C 8'0"									x		x	x								
	1-3/8" S/C 6'8"									x		x	x	x							
	1-3/8" S/C 8'0"									x		x	x								
	1-3/4" S/C 6'8"											x	x								
Livingston 3 Panel Smooth	1-3/8" H/C 6'8"				x	x				x	x	x		x							
	1-3/8" S/C 6'8"					x				x	x	x		x							
	1-3/4" S/C 6'8"												x	x							
3 Panel Equal Shaker Smooth	1-3/8" H/C 6'8"					x				x	x	x									
	1-3/8" S/C 6'8"									x	x	x									
Conmore 5 Panel Shaker Smooth	1-3/8" H/C 6'8"					x				x	x	x									
	1-3/8" S/C 6'8"									x	x	x									
Flush Primed MDF Hardboard	1-3/8" H/C 6'8"					x				x	x	x	x	x							
	1-3/8" S/C 6'8"													x							
	1-3/4" S/C 6'8"													x							
PRIMED FLAT PANEL STILE & RAIL																					
4020 1 Panel Flat Smooth	1-3/8" MDF 6'8"					x				x	x	x		x							
	1-3/4" MDF 6'8"													x							
4102 2 Panel Flat Smooth	1-3/8" MDF 6'8"					x				x	x	x		x							
	1-3/4" MDF 6'8"													x							
4103 3 Panel Flat Smooth	1-3/8" MDF 6'8"					x				x	x	x		x							
	1-3/4" MDF 6'8"													x							
4103E 3 Panel Flat Equal	1-3/8" MDF 6'8"					x				x	x	x		x							
	1-3/4" MDF 6'8"													x							
4107 5 Panel Flat Smooth	1-3/8" MDF 6'8"					x				x	x	x	x	x							
	1-3/4" MDF 6'8"													x							