

XtremeTrim[®]

PRODUCT CATALOG 4th Edition



TAMLYN®

FAMILY. VALUE. SERVICE.

TAMLYN® is celebrating over 50 years of excellence in the building supply industry! In May 1971 Ron Tamlyn, Sr. and his wife Jean borrowed \$800 and began the company in a small shack in the back yard of their modest home in Bellaire, Texas. Ron Tamlyn, Sr. was the company's president from 1971 until his son, Tom Tamlyn, took the reins as president in 1990. TAMLYN has become a multi-million dollar, international business with a full product line to match. Tom Tamlyn retired in late 2022 and Miguel Gonzales now serves as CEO and President. TAMLYN remains family-owned and operated to this day. Our history is one of quality, innovation, and proven performance.

4th Edition

XTREMETRIM[®]

Exterior Aluminum Trim

Best Practice

While we design all our XtremeTrim® with drainage paths for vertical runs and shingle fashion for horizontal profiles, its primary design is for aesthetics. XtremeTrim®, including water management profiles, will not stop all water from penetrating the surface of the cladding. The primary insurance of moisture mitigation for the building envelope is your wrap, preferably a drainable wrap. Other options are to create a rainscreen utilizing furring along with your wrap. We recommend that you consult your siding manufacturer for best practice application when installing XtremeTrim® with their siding. As all building professionals know, water is the most significant factor in the premature deterioration of buildings, and why proper steps should always be taken to protect the envelope.

All standard XtremeTrim® profiles do not form a moisture management system. The architect, builder, designer and contractor are responsible for designing and installing a code compliant building envelope. Below are the current code minimum requirements.

Tamlyn XtremeTrim® products are not part of an EIFS system and not designed or intended to be used in an EIFS or similar system.

INTERNATIONAL RESIDENTIAL CODE**WALL COVERING – SECTION R703 EXTERIOR COVERING****R703.1 General.**

Exterior walls shall provide the building with a weather-resistant exterior wall envelope. The exterior wall envelope shall include flashing as described in Section R703.8

The exterior wall envelope shall be designed and constructed in such a manner that prevents the accumulation of water within the wall assembly by providing a water-resistive barrier behind the exterior veneer as required by Section R703.2 and a means of draining water that enters the assembly to the exterior.

R703.8. Flashing.

Approved corrosion-resistive flashing shall be applied shingle-fashion in such a manner to prevent entry of water into the wall cavity or penetration of water to the building structural framing components. The flashing shall extend to the surface of the exterior wall finish. Approved corrosion-resistant flashings shall be installed at all of the following locations.

EXTERIOR WALLS – SECTION 1403 PERFORMANCE REQUIREMENTS**IBC 1403.2:**

Weather protection. Exterior walls shall provide the building with a weather resistant exterior wall envelope. The exterior wall envelope shall include flashing, as described in Section 1405.3. The exterior wall envelope shall be designed and constructed in such a manner as to prevent the accumulation of water within the wall assembly by providing a water-resistant barrier behind the exterior veneer, as described in Section 1404.2, and a means for draining water that enters the assembly to the exterior. Protection against condensation in the exterior wall assembly shall be provided in accordance with the International Energy Conservation Code.

Before Installing

Review construction documents to ensure correct layout and placement of trim. Visually inspect building wrap or rainscreen (where applicable) for proper installation.

An inside corner is the best place to start installing XtremeTrim®.

Cutting

Use a non-ferrous carbide miter saw blade when cutting XtremeTrim®.

Fasteners and Fastening

Stainless steel fasteners are recommended. XtremeTrim® profiles may be secured in place with a few SS nails until fastened through panels and into studs during panel or plank fastening per siding manufacturer's instructions.

Incorrect Installation

Do not install Horizontal trims in a manner where the exterior flange can catch water. Never install vertical or corner trim profiles horizontally.

Notes

Please follow siding manufacturer's best practice guides when installing. XtremeTrim® profiles DO NOT form a moisture management system. The architect and builder are responsible for designing and installing a code compliant building envelope. Before installing XtremeTrim® best practices is to use either a drainable wrap or rainscreen assembly, to meet code or possible requirements of siding manufacturer.

Limited Warranty

Tamlyn warrants defective-free products for a period of 10 years for the original purchaser unless otherwise stated for the specific product ordered. Tamlyn products are further warranted as to adequacy of design, provided products are properly specified and installed. This warranty does not apply in the event products are altered in any way or are improperly installed. Liability is limited to replacement of products proven to be defective. Tamlyn has made no other warranty, express or implied, regarding its products, including but not limited to, any warranty regarding merchantability or fitness for a specific purpose. Any claim that a product is defective must be brought within one (1) month of the date of installation of such products by the original purchaser. Customer hereby agrees that no other incidental or consequential damages are the responsibility of Tamlyn.

The following voids any warranty regarding Tamlyn products:

- Product has been improperly installed
- Accepted siding installation methods have not been followed
- Building codes have not been followed
- The building envelope has not been properly installed
- Products not installed by a contractor/installer with common knowledge of the building industry

Responsibility remains with the architect or engineer, contractor and owner for the design, application and proper installation of each Tamlyn product. Specifier and user shall determine the suitability of products for specific application and assume all responsibilities in connection there within.

Aluminum does not rust, however it does corrode. XtremeTrim® has a protective coating to cover the bare aluminum. When making cuts on XtremeTrim® recoating will be required at ends, surface scratches or when performing form cuts. Failure to do this voids your warranty. For answers to your technical questions on recoating consult your local paint manufacturer before installation.

Please follow siding manufacturers best practice application when installing any Tamlyn accessory. XtremeTrim® profiles do not form a moisture management system, the architect and builder are responsible for designing and installing a code compliant building envelope. XtremeTrim® products are not part of an Exterior Insulation Finishing System (EIFS) and are not designed or intended to be used in an EIFS or similar system.

INTRODUCTION

REVEAL SYSTEM	8
2-PIECE SYSTEM	9
BEAD SYSTEM	10
FLAT SYSTEM	1
LAP SIDING SYSTEM	12
XTREMETRIM® BASIC INSTALLATION	13-14
SHAPE FINDER	15-17

2 PIECE PROFILES

RVC	Vertical Reveal	24
RVC	Transition Vertical Reveal	25
SHC	Vertical Siding H Mold	26
COCR	Reveal Open Outside Corner	27
COCLP	Low Profile Outside Corner	28
CICLP	Low Profile Inside Corner	29
JMC	Panel J Mold	30
JMC	Plank J Mold	31

VERTICAL PROFILES

RV	Vertical Reveal	34
RVT	Vertical Reveal Transition	35
SHM	Vertical Siding H Mold	36
SHM	Vertical Siding H Mold Transition	37
BRV	Vertical Bead Reveal	38
VR	V Groove Reveal	39
TM	Vertical T Mold	40
PV	Projected Vertical	41

HORIZONTAL PROFILES

XZH	Standard Horizontal Z	44
RH	Horizontal Reveal	45
BRH	Horizontal Bead Reveal	46
XZS	Basic Horizontal Z	47

OUTSIDE CORNERS

XOCR	Reveal Open Outside Corner	50
XOCR	Reveal Open Outside Corner Transition ...	51
XOCR-135	135° Reveal Open Outside Corner	52
XOCRM	Reveal Outside Corner Minimum Face	53
XOCRMA	Multi-Angle Outside Corner	54
XOCLP	Low Profile Outside Corner	55
XOCLP	Low Profile Outside Corner Transition	56
XOCLP-135	135° Low Profile Outside Corner	57
XOCW	Reveal W Outside Corner	58
XOCBT	Butted Outside Corner	59
XOCX	Bold X	60
XOCB	Bullnose Outside Corner	61
XOCAS	Panel Asymmetrical Square	62
XOCAT	Panel Asymmetrical Tapered	63
XOCBL	Blunt Panel Outside Corner	64
XOCRB	Blunt Reveal Outside Corner	65
XOCDR	Double Reveal Outside Corner	66
XOCSR	Square Reveal Outside Corner	67
XOCBN	Batten Panel Outside Corner	68
XOC	3-1/2" Outside Corner	69

INSIDE CORNERS

XIC	W Inside Corner	73
XIC	W Inside Corner Transition	74
XICLP	Low Profile Inside Corner	75
XICLP	Low Profile Inside Corner Transition	76
XICLP-135	135° Low Profile Inside Corner	77
XICR	Reveal Inside Corner	78
XICRMA	Multi-Angle Inside Corner	79
XICB	Bullnose Inside Corner	80
XICBL	Panel Blunt Inside Corner	81
XICBP	Projected Bullnose Inside Corner	82

TERMINATION PROFILES

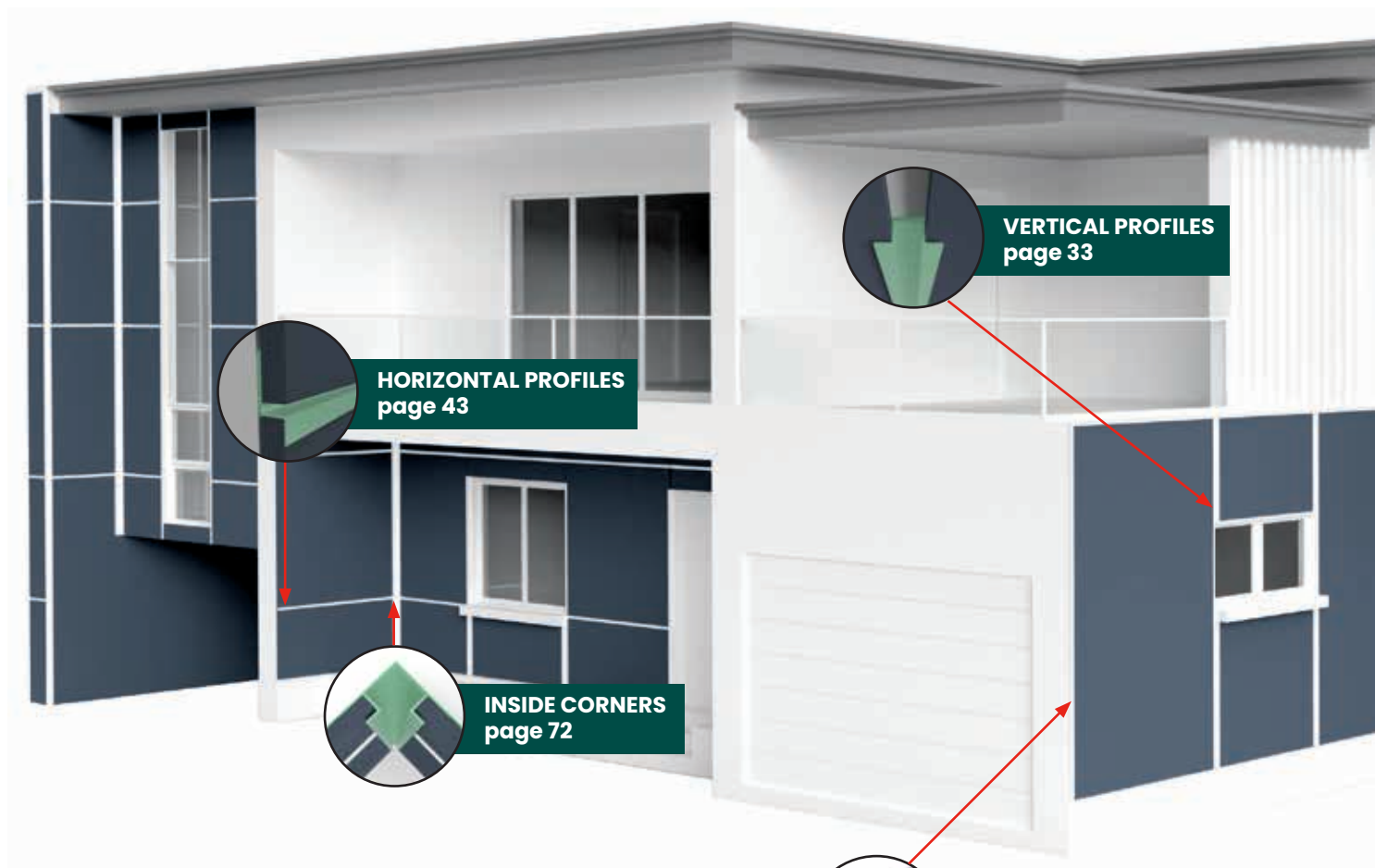
JMH	Standard J Mold	86
JMR	Reveal J Mold	87
JMS	Basic J Mold	88
FR	F Reveal	89
F	F Trim	90
XL	L Transition Trim	91

SPECIALTY PROFILES

XHM	Soffit H Mold	94
XS	Starter Strip	95
XWF	Window/Head Flashing	96
TBD	T-Astragal Drip	97
TBF	T-Astragal Flush	98

SPECIAL ORDER ITEMS

.....	99
-------	----



TAMLYN®

FAMILY. VALUE. SERVICE.

Tamlyn® continues to lead the way in selection and choice for extruded aluminum trims to complement siding materials of all types.

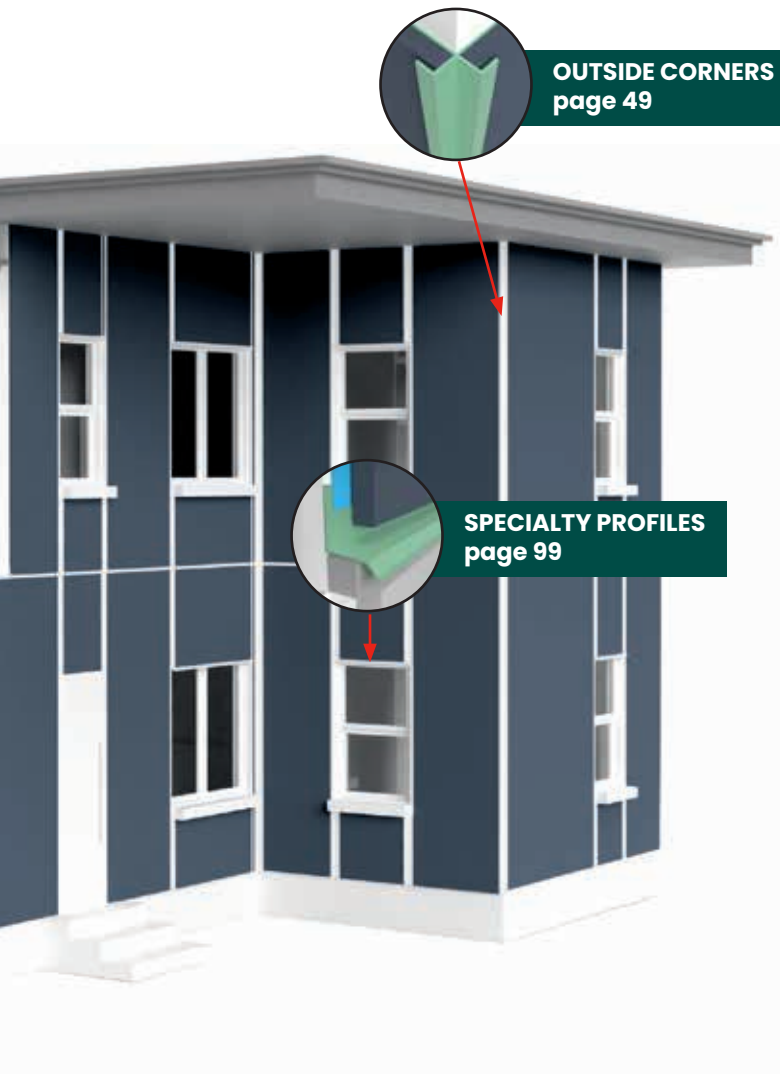
Tamlyn® has made it possible to aesthetically trim almost any type of siding product with our wide range of depth options. And we have provided these in choices of primed, clear anodized, specialty anodized, or color matched to satisfy whatever the project requires.

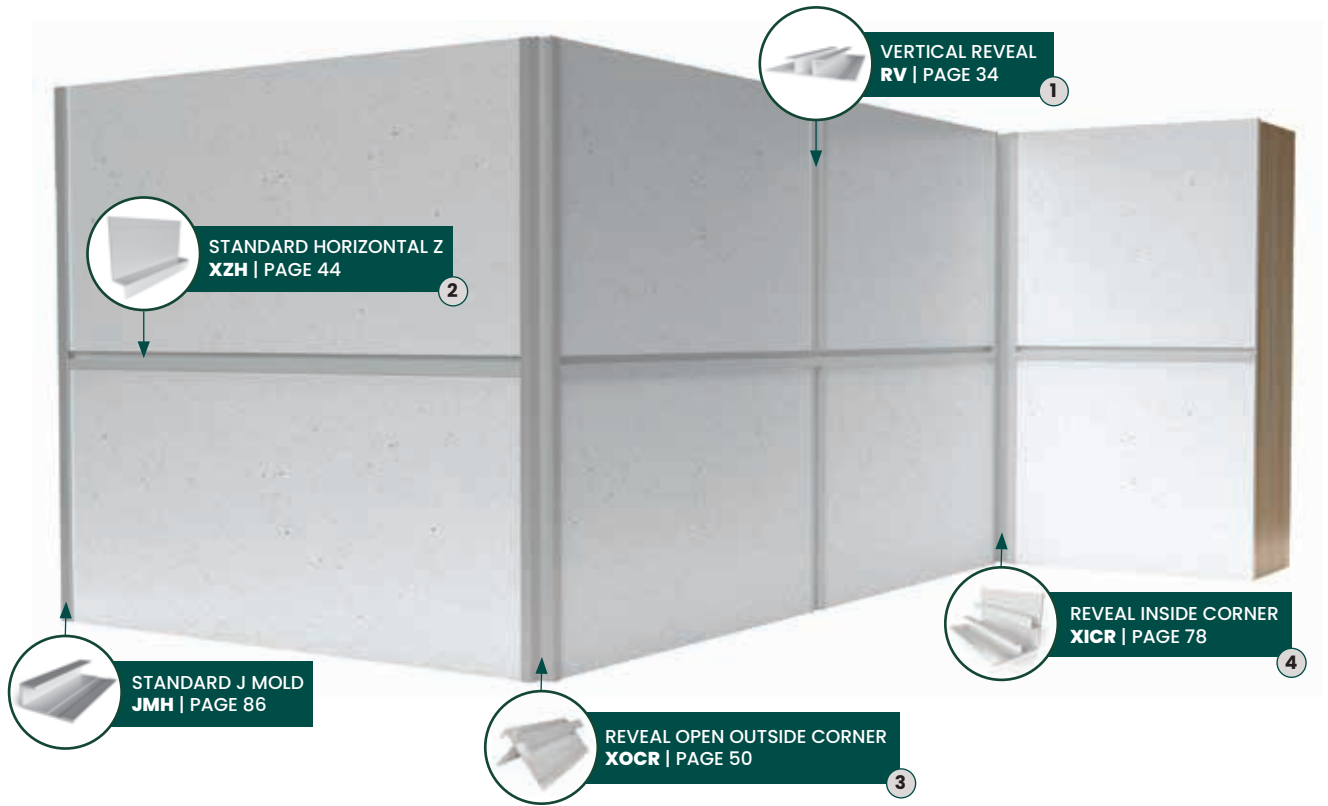
XtremeTrim® has thousands of design and color options, allowing architects and users to dramatically improve their building aesthetics and create modern architectural lines. Sustainable, durable, non-combustible, lightweight, easy to use. Tamlyn® has our own team of in-house architects to aid and assist the process of selecting and assuring the correct profile for the specific application or desired aesthetic effect.

But Tamlyn® does not stop there in the selection and leadership process. Tamlyn® has the ability and materials in-house to provide appropriate non-extruded fabrication from sheet stock of almost any shape profile, or color that may be needed on the project.

Ever run short a few pieces on a big job to finish, get paid and avoid huge delay or project fines? Contact TAMLYN® and put our XtremeService to the test.

When Doing It Right Matters®





STANDARD



HORIZONTAL REVEAL




LOW PROFILE



VERTICAL CONTINUOUS




**OUTSIDE CORNER OPTION
WITH XZH**

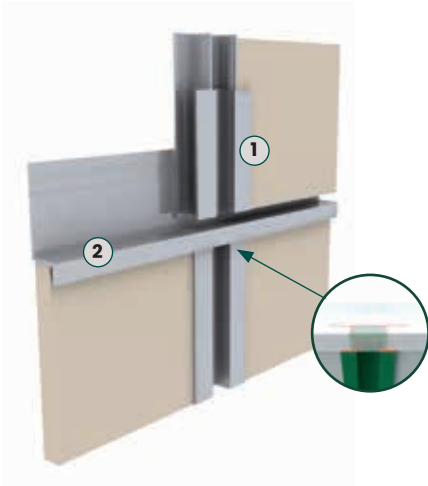


**OPTIONAL INSIDE CORNER
XICLP516**






STANDARD

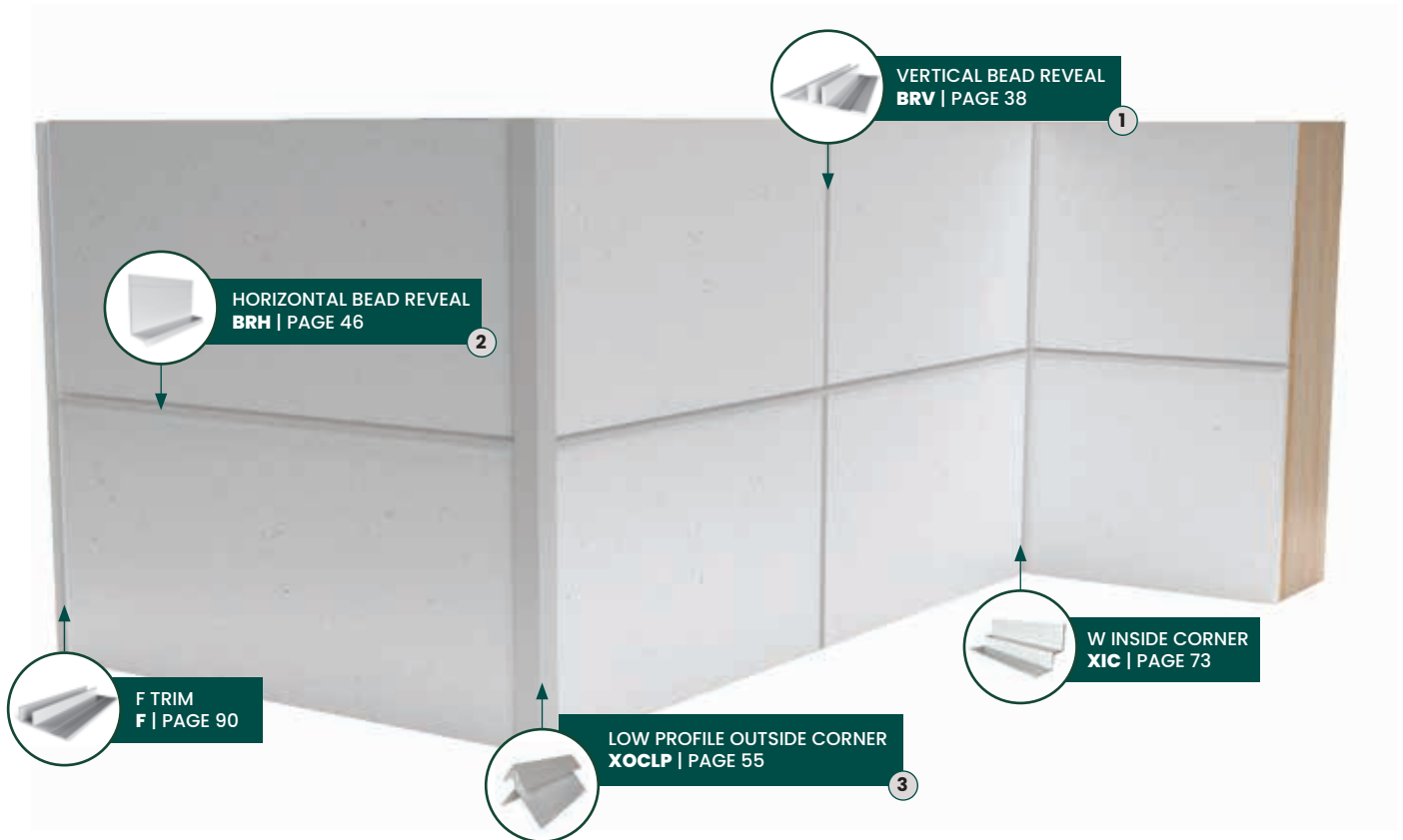


INSIDE CORNER



OUTSIDE CORNER





STANDARD 1/4" 1/2" AND 1" BEAD



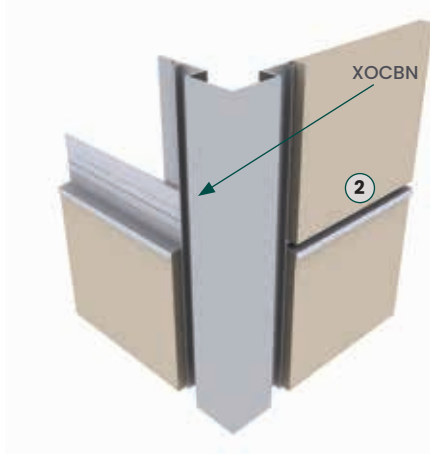
BRV1516



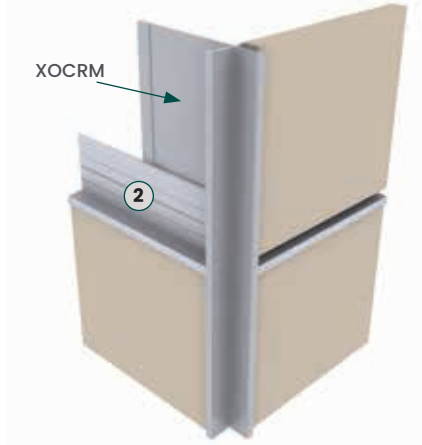
MITERED CORNER

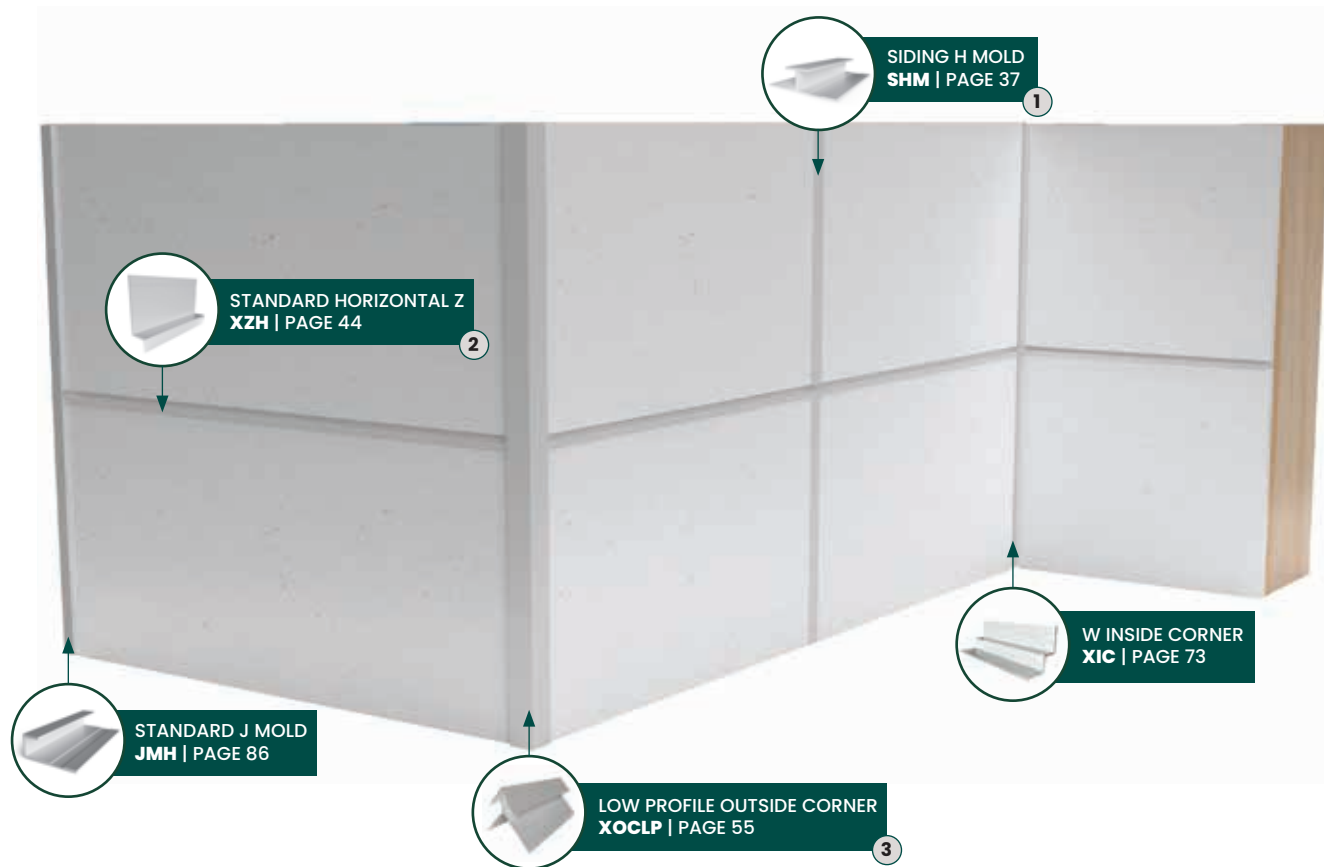


BATTEN CORNER FOR 1/2" BEAD



XOCRM

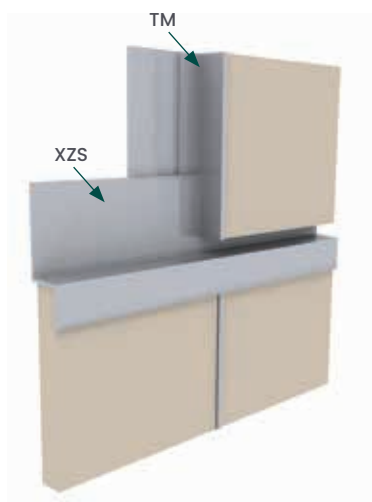





H MOLD

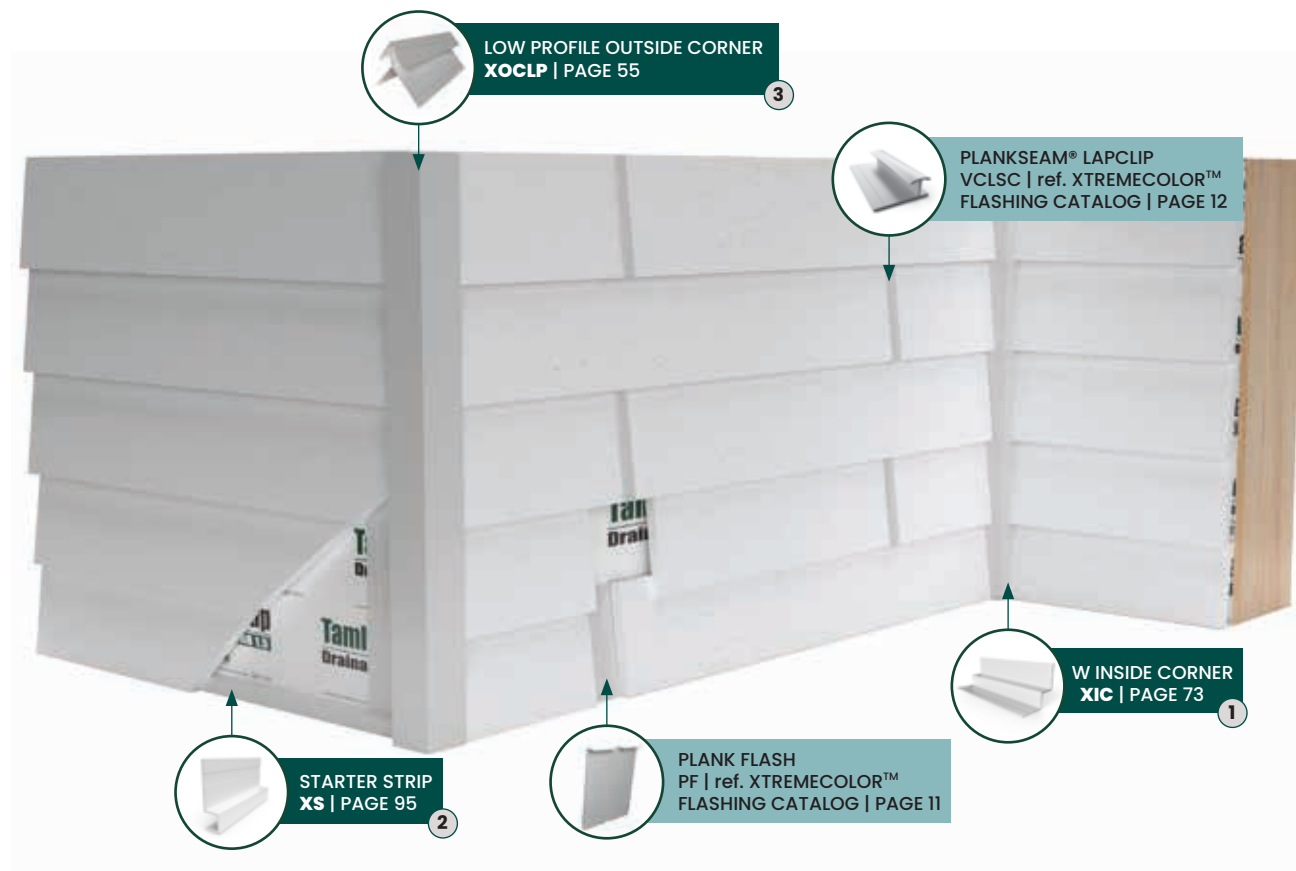


T MOLD




OUTSIDE CORNER





OUTSIDE CORNER



INSIDE CORNER



STARTER STRIP AT OUTSIDE CORNER



TOOLS



CHOP/MITER SAW
with an all-purpose blade
designed to cut non-
ferrous metals



METAL SNIPS
straight cut



NAIL GUN
fasteners must be
corrosion resistant
galvanized



DRILL
with stainless steel
fasteners



LEVEL
helps ensure that lines
are entirely straight.

- Review and follow **local building code**
- Refer to panel/siding manufacturer install instructions for **fastening, substrate requirements and clearances**
- Store in a **dry area** protected from weather
- Refer to **Construction Documents** for profile layout

STARTING POINT.

- Install Inside Corner.
- Install first panel into corner – leveling and adjusting as needed



INSTALL SUBSEQUENT PANELS AND VERTICAL TRIMS ALONG A HORIZONTAL PATTERN.

- Note: Trims are not structural



INSTALL PANELS AND VERTICAL TRIMS TO NEXT CORNER, THEN INSTALL HORIZONTAL TRIM AND MOVE UPWARDS.


- Fasten one side






AT INTERSECTION OF HORIZONTAL TO INSIDE AND OUTSIDE CORNER, FOR BETTER FINISH AESTHETICS, NOTCHING TECHNIQUES MAY BE USED.

- Outside corner with notched XZH (Horizontal Z)
- Outside corner notched with RH (Horizontal Reveal)



Outside corner with notched XZH



Outside corner notched with RH



WHEN INSTALLING WITH HORIZONTAL Z MOST DESIGNS CALL FOR 1/2" CORRESPONDING REVEAL; WHICH IS ACHIEVED BY HOLDING NEXT COURSE OF PANELS AND VERTICAL TRIM UP OFF THE HORIZONTAL.

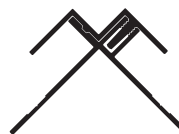
- A small cut off of the vertical reveal can be used as a spacer

FINISHED PRODUCT

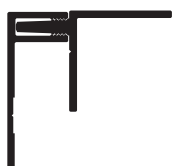


2-PIECE PROFILES

Vertical Reveal (2-Piece)	p. 24 RVC	Transition Vertical Reveal (2-Piece)	p. 25 RVC	Vertical Siding H Mold (2-Piece)	p. 26 SHC	Reveal Open Outside Corner (2-Piece)	p. 27 COCR	Low Profile Outside Corner (2-Piece)	p. 28 COCLP
------------------------------	--------------	---	--------------	-------------------------------------	--------------	---	---------------	---	----------------



Low Profile Inside Corner (2-Piece)	p. 29 CICLP	Panel J Mold (2-Piece)	p. 30 JMC	Plank J Mold (2-Piece)	p. 31 JMC
--	----------------	---------------------------	--------------	---------------------------	--------------



VERTICAL PROFILES

Vertical Reveal	p. 34 RV	Vertical Reveal Transition	p. 35 RVT	Vertical Siding H Mold	p. 36 SHM	Vertical Siding H Mold Transition	p. 37 SHM	Vertical Bead Reveal	p. 38 BRV
-----------------	-------------	-------------------------------	--------------	---------------------------	--------------	--------------------------------------	--------------	----------------------	--------------



V Groove Reveal	p. 39 VR	Vertical T Mold	p. 40 TM	Projected Vertical Reveal	p. 41 PV
-----------------	-------------	-----------------	-------------	------------------------------	-------------

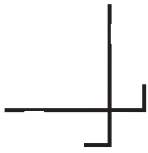
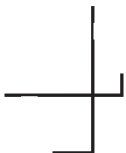

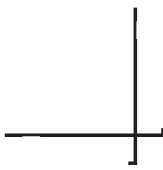

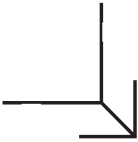

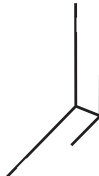
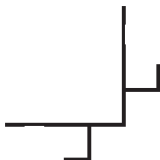
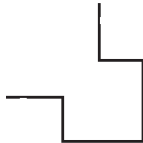

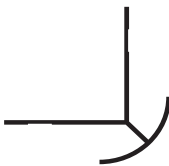
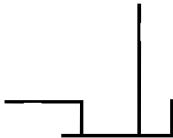
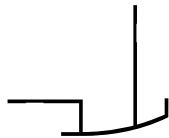
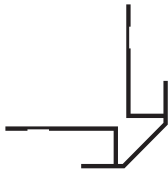
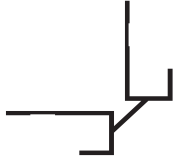
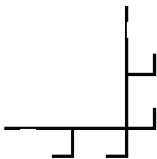
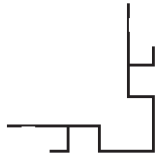
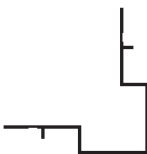
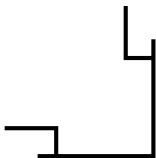


HORIZONTAL PROFILES



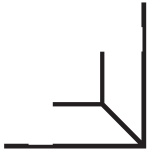


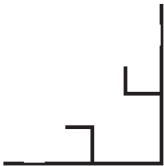

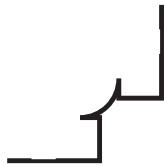
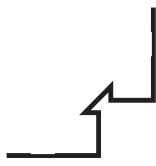
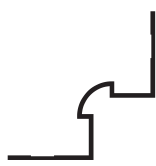
Standard Horizontal Z	p. 44 XZH	Horizontal Reveal	p. 45 RH	Horizontal Bead Reveal	p. 46 BRH	Basic Horizontal Z	p. 47 XZS
-----------------------	--------------	-------------------	-------------	---------------------------	--------------	--------------------	--------------



OUTSIDE CORNERS

Reveal Open Outside Corner p. 50 XOCR	Reveal Open Outside Corner Transition p. 51 XOCR	135° Reveal Open Outside Corner p. 52 XOCR-135	Reveal Outside Corner Minimum Face p. 53 XOCRM	Multi-Angle Outside Corner p. 54 XOCRMA
				
Low Profile Outside Corner p. 55 XOCLP	Low Profile Outside Corner Transition p. 56 XOCLP	135° Low Profile Outside Corner p. 57 XOCLP-135	Reveal W Outside Corner p. 58 XOCW	Butted Outside Corner p. 59 XOCBT
				
Bold X Outside Corner p. 60 XOCX	Bullnose Outside Corner p. 61 XOCB	Panel Asymmetrical Square p. 62 XOCAS	Panel Asymmetrical Tapered p. 63 XOCAT	Blunt Panel Outside Corner p. 64 XOCBL
				
Blunt Panel Reveal Outside Corner p. 65 XOCRB	Double Reveal Outside Corner p. 66 XOCDR	Square Reveal Outside Corner p. 67 XOC SR	Batten Panel Outside Corner p. 68 XOCBN	3-1/2" Outside Corner p. 69 XOC
				

INSIDE CORNERS

W Inside Corner p. 73 XIC	W Inside Corner Transition p. 74 XIC	Low Profile Inside Corner p. 75 XICLP	Low Profile Inside Corner Transition p. 76 XICLP	135° Low Profile Inside Corner p. 77 XICLP-135
				
Reveal Inside Corner p. 78 XICR	Multi-Angle Inside Corner p. 79 XICRMA	Bullnose Inside Corner p. 80 XICB	Panel Blunt Inside Corner p. 81 XICBL	Projected Bullnose Inside Corner p. 82 XICBP
				

TERMINATION PROFILES

Standard J Mold	p. 86 JMH	Reveal J Mold	p. 87 JMR	Basic J Mold	p. 88 JMS	F Reveal	p. 89 FR	F Trim	p. 90
-----------------	--------------	---------------	--------------	--------------	--------------	----------	-------------	--------	-------

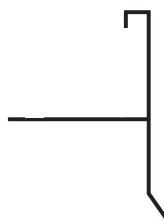
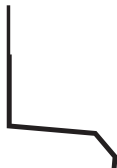


L Trim	p. 91 XL
--------	-------------



SPECIALTY PROFILES

Soffit H Mold	p. 94 XHM	Starter Strip	p. 95 XS	Window/Head Flashing	p. 96 XWF	T-Astragal Drip	p. 97 TBD	T-Astragal Flush	p. 98 TBF
---------------	--------------	---------------	-------------	----------------------	--------------	-----------------	--------------	------------------	--------------







PRIMED FINISH STANDARD

XtremeTrim® extruded profiles are provided standard with a primed finish using a proprietary primer suitable for field painting using most paint materials. Ideal application is with a direct-to-metal alkyd enamel. Consult your local paint manufacturers for best practice and proper paint selection and application.

ANODIZED FINISHES

Tamlyn stocks Clear Anodized (Architectural 202R1) in almost all extruded profiles. In addition, other anodized finishes such as Dark Bronze, Medium Bronze, Light Bronze, or Black are available as special order. All anodized finishes are provided within an industry range of color consistency and can vary slightly from item to item.

Special order anodized colors are subject to specific minimum set up fees and cost depending upon quantity. Anodizing is an electrochemical conversion process that deposits an oxide film on the aluminum profile. A natural oxidation process occurs on all bare aluminum, however, producing the oxidation process artificially through anodizing creates a thicker, harder, and more durable oxide film which is an extremely durable finish resistant to most forms of airborne corrosion.

ANODIZED SPECIFICATIONS

Standard Clear Anodized – Architectural 202R1 medium etch (AA-M32CA21). Thickness of anodic coating shall be tested in accordance with ASTM B-244-68.

Color Anodized Finish – two step impregnated color Class II Architectural of 0.40-0.70 mils (AAM12C22A33) Thickness of anodic coating shall be tested in accordance with ASTM B-244-68.

Tamlyn also provides Clear Anodized fabricated profiles in 0.040 sheet stock to compliment the extruded Clear Anodized profiles.

POWDER COATING

Powder coating is an advanced method of applying finish to products. The powder used for the process is a mixture of finely ground particles of pigment and resin, which is sprayed onto a surface to be coated. The charged powder particles adhere to the electrically grounded surfaces until heated and fused into a smooth coating in a curing oven. The result is a uniform, durable, high-quality, and attractive finish.

Powder coating gives the longest-lasting and most color-durable quality finishes available. Powder coated surfaces are more resistant to chipping, scratching, fading, and wearing than other finishes.

Tamlyn powder coats in-house to match all major pre-finished siding colors. Quantity limits apply for custom color powder coat processing.

TRADITIONAL WET PAINT PROCESSING

Tamlyn also can provide traditional wet paint process for custom colors. This is advantageous often for smaller volume orders. The color control and matching can be precisely managed to assure consistency throughout a job or project. Minimum quantity limits apply for all color matches.

Colors shown are illustrated as accurately as printing methods will permit. Please utilize actual product samples for true color comparison.

	Aged Pewter		Sterling Gray
	Artic White		Taupe
	Autumn Red		Timber Bark
	Autumn Tan		Traditional Red
	Black		Woodland Cream
	Boothbay Blue		Woodstock Brown
	Cobble Stone		Primed*
	Countrylane Red		
	Dark Bronze		
	Deep Ocean		
	Evening Blue		
	Granite Gray		
	Gray Slate		
	Heathered Moss		
	Iron Gray		
	Khaki Brown		
	Light Mist		
	Mahogany		
	Monterey Taupe		
	Mountain Sage		
	Navajo Beige		
	Night Gray		
	Pearl Gray		
	Rich Espresso		
	Sable Brown		
	Sail Cloth		
	Sandstone Beige		
	Snow		

Any other color you imagine is also available from TAMLYN. Want to match a school or corporate color scheme, we can make it happen!

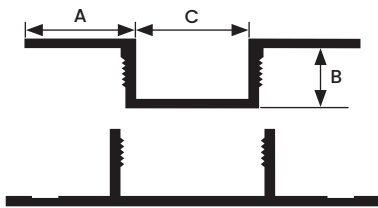

With all color processes there is an allowable variance tolerance that applies to painting and use of dissimilar substrate materials to which paint is applied. Pre-matched colors on many siding products are considered to be stock matched from TAMLYN and do not require signed match approval for processing. Any other colors must have signed/accepted hand matches completed prior to order processing/acceptance. The colors above are examples of the majority of current ready matched shades. Almost any other color can be matched. There are quantity minimums for all orders of color processing. Paint variances from lot to lot WILL occur and on large projects it is recommended that all color items be ordered at one time.





2 PIECE SYSTEM

RVC



All measurements are nominal

ITEM ID	A	B	C
RVC516	1/2"	5/16"	1/2"
RVC34	5/8"	3/4"	3/4"

All parts are 10' Length unless otherwise indicated

DESIGN FEATURES

Designed to create a uniform, aesthetically consistent vertical reveal between siding. The 2-Piece design permits application of the base part first and then installation of the cover cap at a later time. In tight fit situations this may be more convenient than using the standard vertical reveal. However, due to the natural expansion and contraction of aluminum, all 2-Piece RVC caps must be secured by either adhesive or screw or pop rivet.

Recommended adhesive needs to meet these requirements:

Tensile Strength: ASTM D412 - 475 psi

Lap Shear Strength: ASTM D1002 - 550 psi

MATERIAL

6063-T5 .045" ± .005 extruded aluminum alloy with proprietary coating that protects against harsh weather conditions and allows for paint adhesion. For all other finish options refer to page 20.

NOTES

Do not install XtremeTrim® Vertical Reveal on horizontal applications where the exterior flange can catch/hold water.



DESIGN FEATURES

Designed to create a uniform, aesthetically consistent vertical reveal at transitions between panel and lap siding. The 2-Piece design permits application of the base part first and then installation of the cover cap at a later time. In tight fit situations this may be more convenient than using the standard vertical reveal. However, due to the natural expansion and contraction of aluminum, all 2-Piece RVC caps must be secured by either adhesive or screw or pop rivet.

Recommended adhesive needs to meet these requirements:

Tensile Strength: ASTM D412 - 475 psi

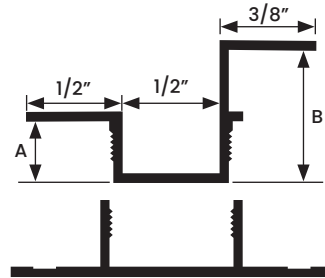
Lap Shear Strength: ASTM D1002 - 550 psi

MATERIAL

6063-T5 .045" ± .005 extruded aluminum alloy with proprietary coating that protects against harsh weather conditions and allows for paint adhesion. For all other finish options refer to page 20.

NOTES

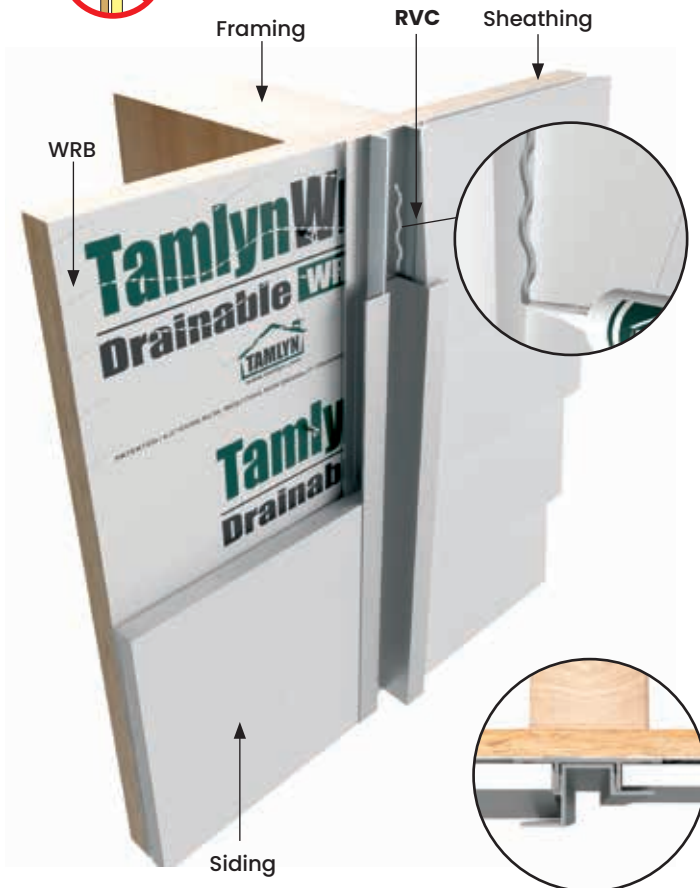
Do not install XtremeTrim® Transition Vertical Reveal on horizontal applications where the exterior flange can catch/hold water.



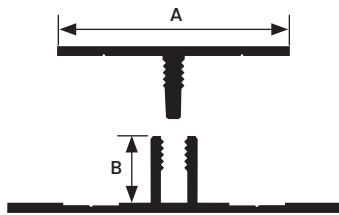
All measurements are nominal

ITEM ID	A	B
RVC51634	5/16"	3/4"

All parts are 10' Length unless otherwise indicated



SHC



All measurements are nominal

ITEM ID	A	B
SHC516	1"	5/16"

All parts are 10' Length unless otherwise indicated

DESIGN FEATURES

Designed to cover vertical joints in siding. Provides a smooth seam. The 2-Piece design permits application of the base part first and then installation of the cover cap at a later time. In tight fit situations this may be more convenient than using the standard vertical reveal. However, due to the natural expansion and contraction of aluminum, all 2-Piece SHC caps must be secured by adhesive.

Recommended adhesive needs to meet these requirements:

Tensile Strength: ASTM D412 - 475 psi

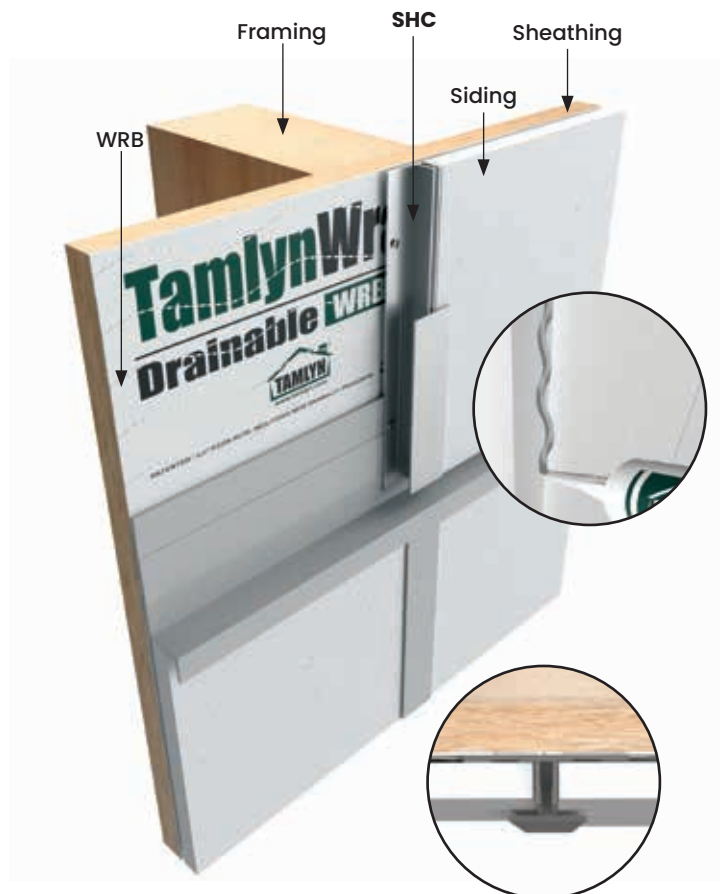
Lap Shear Strength: ASTM D1002 - 550 psi

MATERIAL

6063-T5 .045" ± .005 extruded aluminum alloy with proprietary coating that protects against harsh weather conditions and allows for paint adhesion. For all other finish options refer to page 20.

NOTES

Do not install XtremeTrim® Siding H Mold on horizontal applications where the exterior flange can catch/hold water.



DESIGN FEATURES

Provides a clean open outside corner which complement the Vertical Reveal System. The 2 Piece design permits application of the base part first and then installation of the cover cap at a later time. In tight fit situations this may be more convenient than using the standard outside corner. However, due to the natural expansion and contraction of aluminum, all 2-Piece COCR caps must be secured by either adhesive or pop rivet.

Recommended adhesive needs to meet these requirements:

Tensile Strength: ASTM D412 - 475 psi

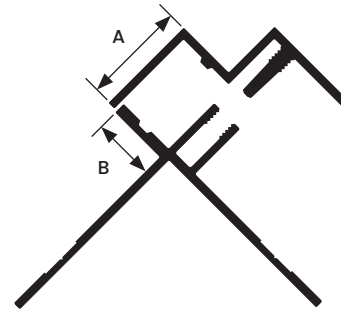
Lap Shear Strength: ASTM D1002 - 550 psi

MATERIAL

6063-T5 .045" ± .005 extruded aluminum alloy with proprietary coating that protects against harsh weather conditions and allows for paint adhesion. For all other finish options refer to page 20.

NOTE

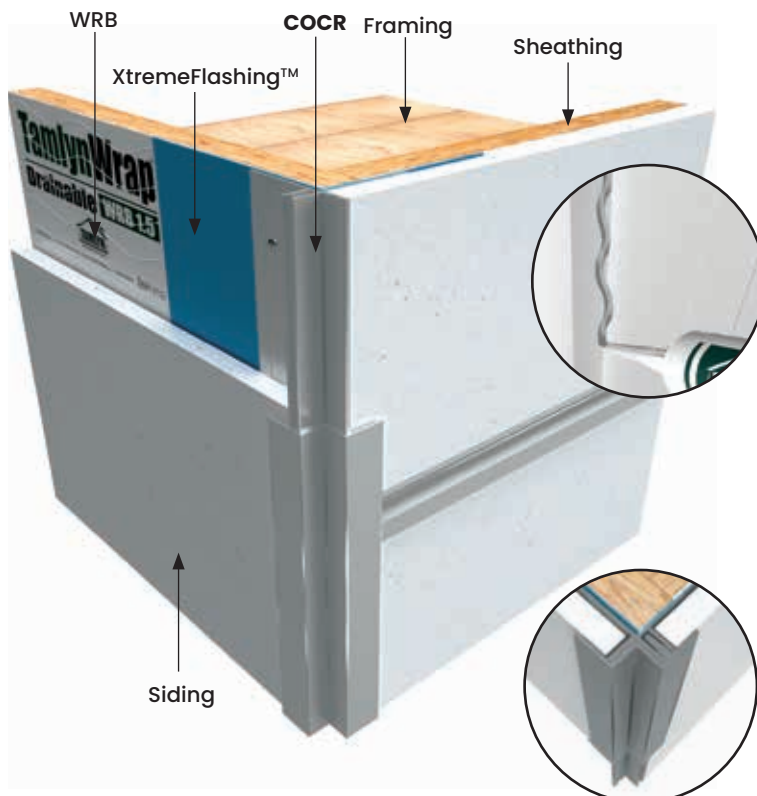
Do not install XtremeTrim® Reveal Open Outside Corner on horizontal applications where the exterior flange can catch/hold water.



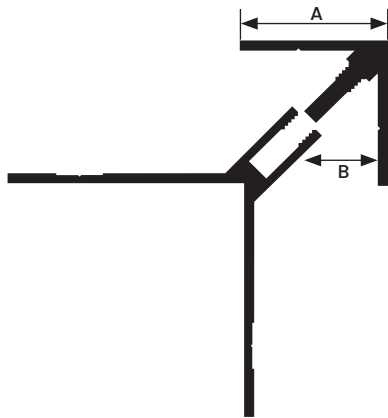
All measurements are nominal

ITEM ID	A	B
COCR516	5/8"	3/8"

All parts are 10' Length unless otherwise indicated



COCLP



All measurements are nominal

ITEM ID	A	B
COCLP516	3/4"	3/8"

All parts are 10' Length unless otherwise indicated

DESIGN FEATURES

Clean outside corner for vertical siding panels. Works well with all vertical options. The 2-Piece design permits application of the base part first and then installation of the cover cap at a later time. In tight fit situations this may be more convenient than using the standard outside corner. However, due to the natural expansion and contraction of aluminum, all 2-Piece COCLP caps must be secured by adhesive.

Recommended adhesive needs to meet these requirements:

Tensile Strength: ASTM D412 - 475 psi

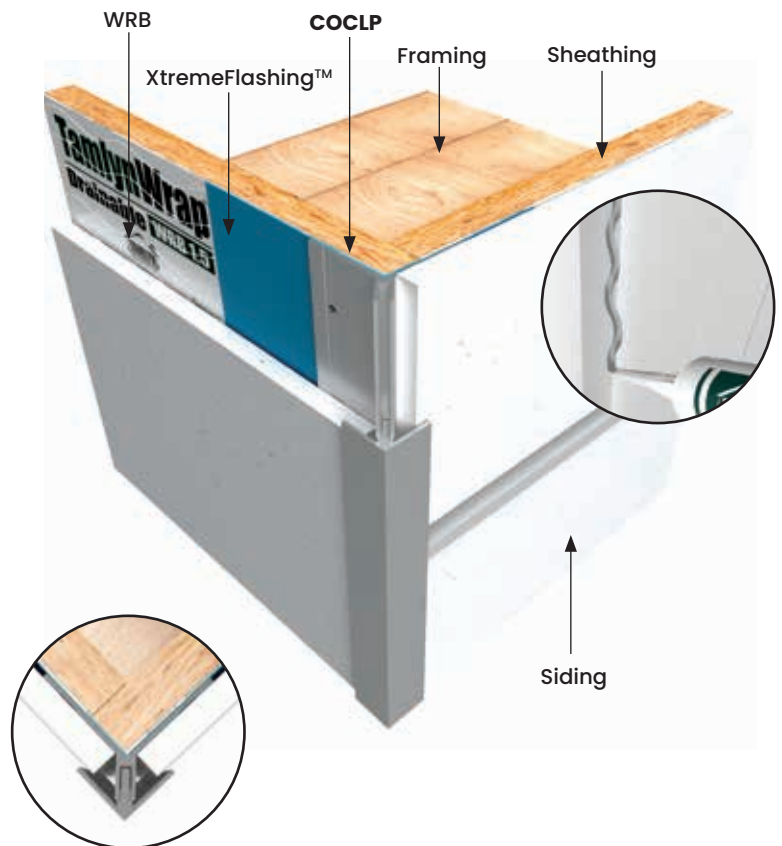
Lap Shear Strength: ASTM D1002 - 550 psi

MATERIAL

6063-T5 .045" ± .005 extruded aluminum alloy with proprietary coating that protects against harsh weather conditions and allows for paint adhesion. For all other finish options refer to page 20.

NOTE

Do not install XtremeTrim® Low Profile Outside Corner on horizontal applications where the exterior flange can catch/hold water.



DESIGN FEATURES

Produces a clean, durable inside corner for siding panels. The 2-Piece design permits application of the base part first and then installation of the cover cap at a later time. In tight fit situations this may be more convenient than using the standard inside corner. However, due to the natural expansion and contraction of aluminum, all 2-Piece CICLP caps must be secured by adhesive.

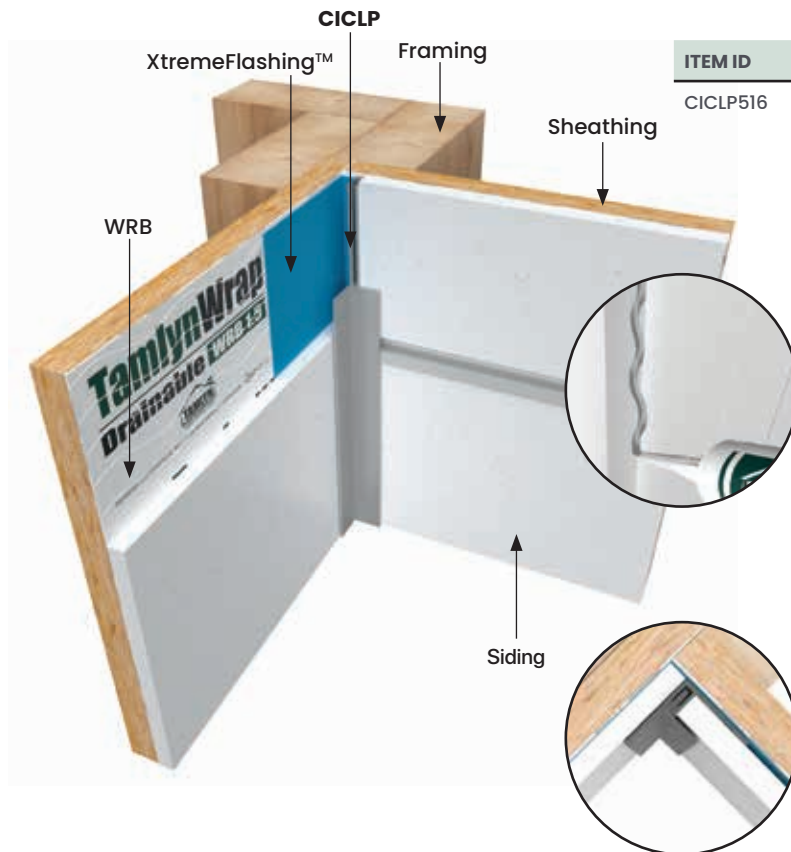
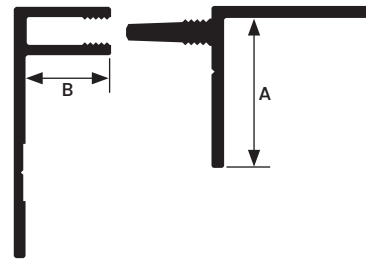
Recommended adhesive needs to meet these requirements:

Tensile Strength: ASTM D412 - 475 psi

Lap Shear Strength: ASTM D1002 - 550 psi

MATERIAL

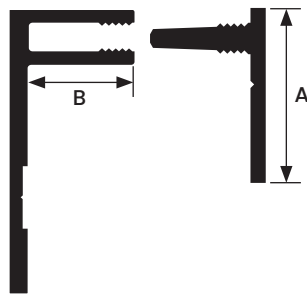

6063-T5 .045" ± .005 extruded aluminum alloy with proprietary coating that protects against harsh weather conditions and allows for paint adhesion. For all other finish options refer to page 20.



All measurements are nominal

ITEM ID	A	B
CICLP516	5/8"	3/8"

All parts are 10' Length unless otherwise indicated



All measurements are nominal

ITEM ID	A	B
JMC516	5/8"	3/8"

All parts are 10' Length unless otherwise indicated

DESIGN FEATURES

Provides a clean finish at openings, edges of panels and at material transitions. The 2-Piece design permits application of the base part first and then installation of the cover cap at a later time. In tight fit situations this may be more convenient than using the standard termination profile. However, due to the natural expansion and contraction of aluminum, all 2-Piece JMC caps must be secured by adhesive.

Recommended adhesive needs to meet these requirements:

Tensile Strength: ASTM D412 - 475 psi


Lap Shear Strength: ASTM D1002 - 550 psi

MATERIAL

6063-T5 .045" ± .005 extruded aluminum alloy with proprietary coating that protects against harsh weather conditions and allows for paint adhesion. For all other finish options refer to page 20.

NOTE

Do not install XtremeTrim® J Mold on horizontal applications where the exterior flange can catch/hold water.



DESIGN FEATURES

Provides a clean finish at openings, edges of planks and at material transitions. The 2-Piece design permits application of the base part first and then installation of the cover cap at a later time. In tight fit situations this may be more convenient than using the standard termination profile. However, due to the natural expansion and contraction of aluminum, all 2-Piece JMC caps must be secured by adhesive.

Recommended adhesive needs to meet these requirements:

Tensile Strength: ASTM D412 - 475 psi

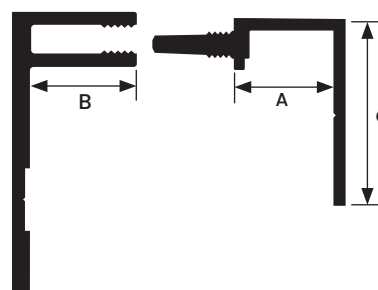
Lap Shear Strength: ASTM D1002 - 550 psi

MATERIAL

6063-T5 .045" \pm .005 extruded aluminum alloy with proprietary coating that protects against harsh weather conditions and allows for paint adhesion. For all other finish options refer to page 20.

NOTE

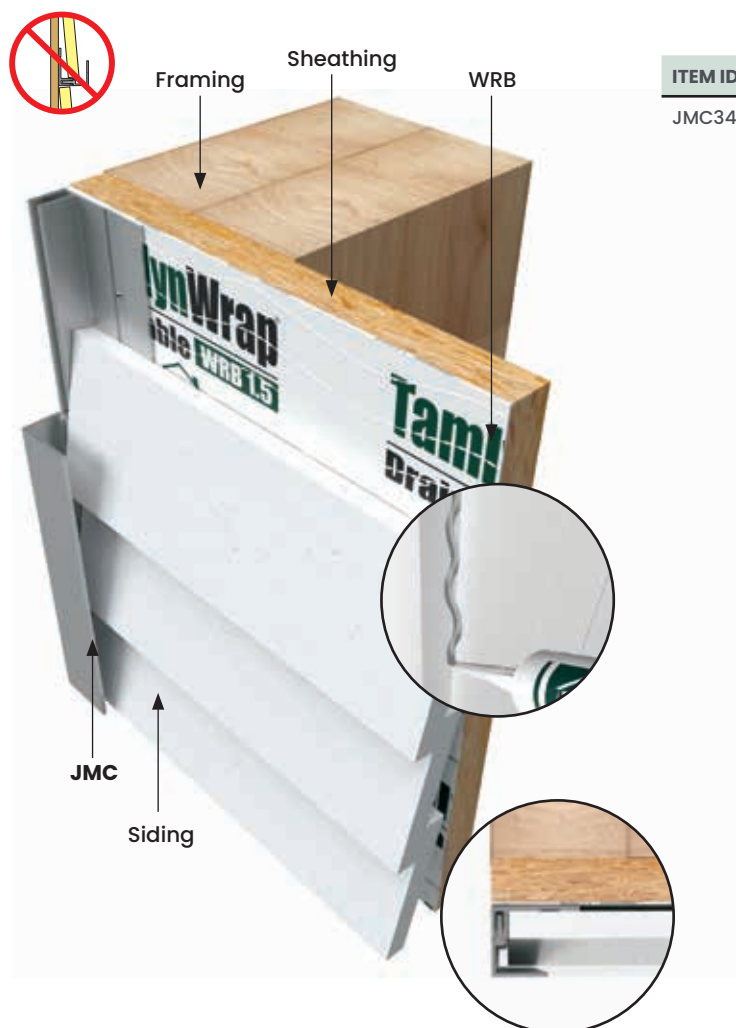
Do not install XtremeTrim® J Mold on horizontal applications where the exterior flange can catch/hold water.




All measurements are nominal

ITEM ID	A	B	C
JMC34	3/8"	3/8"	3/4"

All parts are 10' Length unless otherwise indicated

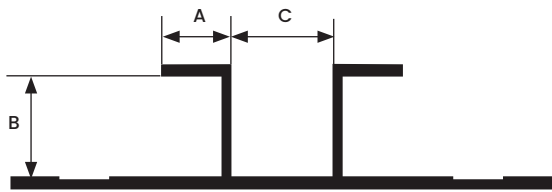






VERTICAL PROFILES

RV



All measurements are nominal

ITEM ID	A	B	C
RV516*	3/8"	3/8"	1/2"
RV716	3/8"	7/16"	1/2"
RV58	1/2"	5/8"	5/8"
RV34	5/8"	3/4"	3/4"

All parts are 10' Length unless otherwise indicated

*In Stock in BLACK ANODIZED

DESIGN FEATURES

Designed to create a uniform, aesthetically consistent open vertical reveal between panel, lap siding, or other materials.

MATERIAL

6063-T5 .050" ± .005 extruded aluminum alloy with proprietary coating that protects against harsh weather conditions and allows for paint adhesion. For all other finish options refer to page 20.

NOTES

Do not install XtremeTrim® Vertical Reveal on horizontal applications where the exterior flange can catch/hold water.



RVT

DESIGN FEATURES

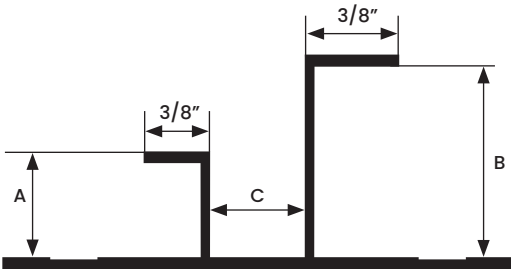
Designed to create a uniform, aesthetically consistent open vertical reveal between the transition from panel to lap siding.

MATERIAL

6063-T5 .050" ± .005 extruded aluminum alloy with proprietary coating that protects against harsh weather conditions and allows for paint adhesion. For all other finish options refer to page 20.

NOTES

Do not install XtremeTrim® Transition Vertical Reveal on horizontal applications where the exterior flange can catch/hold water.



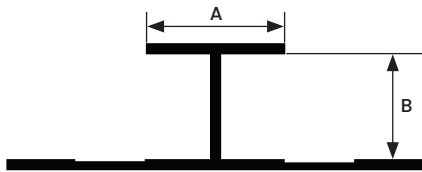

All measurements are nominal

ITEM ID	A	B	C
RVT51634	3/8"	3/4"	1/2"

All parts are 10' Length unless otherwise indicated



SHM



All measurements are nominal

ITEM ID	A	B
SHM516	1/2"	3/8"
SHM716	3/4"	7/16"
SHM58	3/4"	5/8"
SHM34	3/4"	3/4"
SHM1	1"	1"

All parts are 10' Length unless otherwise indicated

DESIGN FEATURES

Designed to cover vertical joints in siding. Provides a smooth seam.

MATERIAL

6063-T5 .050" ± .005 extruded aluminum alloy with proprietary coating that protects against harsh weather conditions and allows for paint adhesion. For all other finish options refer to page 20.

NOTES

Do not install XtremeTrim® Vertical Siding H Mold on horizontal applications where the exterior flange can catch/hold water.



DESIGN FEATURES

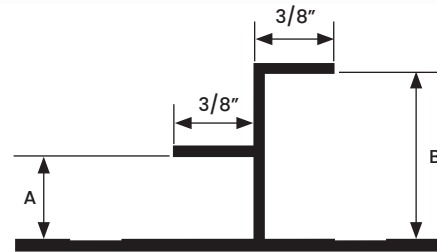

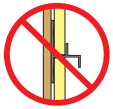
Designed to cover vertical joints where you transition from panel siding to lap siding. Provides a smooth seam.

MATERIAL

6063-T5 .050" \pm .005 extruded aluminum alloy with proprietary coating that protects against harsh weather conditions and allows for paint adhesion. For all other finish options refer to page 20.

NOTES

Do not install XtremeTrim® Transition Vertical Siding H Mold on horizontal applications where exterior flange can catch/hold water.

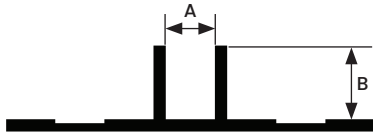



All measurements are nominal

ITEM ID	A	B
SHM51634	3/8"	3/4"

All parts are 10' Length unless otherwise indicated

BRV



All measurements are nominal

ITEM ID	A	B
BRV14516	1/4"	5/16"
BRV12516*	1/2"	5/16"
BRV1516	1"	5/16"
BRV121	1/2"	1"

All parts are 10' Length unless otherwise indicated

*In Stock in BLACK ANODIZED

DESIGN FEATURES

Vertical Bead Reveal serves as an aesthetic joint between panels. A better, more appealing and secure solution to the "open wall" vertical joint look popular in many areas.

MATERIAL

6063-T5 .045" \pm .005 extruded aluminum alloy with proprietary coating that protects against harsh weather conditions and allows for paint adhesion. For all other finish options refer to page 20.

NOTES

Do not install XtremeTrim® Vertical Bead Reveal on horizontal applications where the exterior flange can catch/hold water.



PATENT PENDING

DESIGN FEATURES

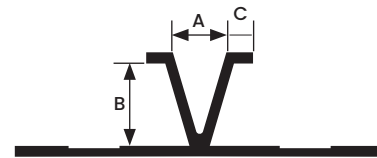

Provides a V Groove edge to panel installations.

MATERIAL

6063-T5 .050" \pm .005 extruded aluminum alloy with proprietary coating that protects against harsh weather conditions and allows for paint adhesion. For all other finish options refer to page 20.

NOTES

Do not install XtremeTrim® V Groove Reveal on horizontal applications where the exterior flange can catch/hold water.




All measurements are nominal

ITEM ID	A	B	C
VR14516	1/4"	3/8"	1/8"
VR12516	1/2"	3/8"	1/8"

All parts are 10' Length unless otherwise indicated

TM



All measurements are nominal

ITEM ID	A
TM112	5/16"

All parts are 10' Length unless otherwise indicated

DESIGN FEATURES

Vertical T Mold serves as a minimal joint between panels.

MATERIAL

6063-T5 .050" \pm .005 extruded aluminum alloy with proprietary coating that protects against harsh weather conditions and allows for paint adhesion. For all other finish options refer to page 20.

NOTES

Do not install XtremeTrim® Vertical T Mold on horizontal applications where the exterior flange can catch/hold water.



DESIGN FEATURES

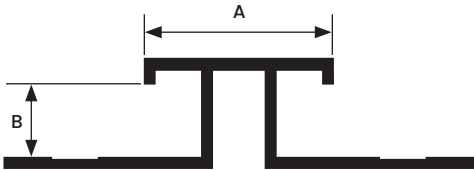

Provides a subtle projected modern batten-style vertical.

MATERIAL

6063-T5 .055" ± .005 extruded aluminum alloy with proprietary coating that protects against harsh weather conditions and allows for paint adhesion. For all other finish options refer to page 20.

NOTES

Do not install XtremeTrim® Projected Vertical on horizontal applications where the exterior flange can catch/hold water.



All measurements are nominal

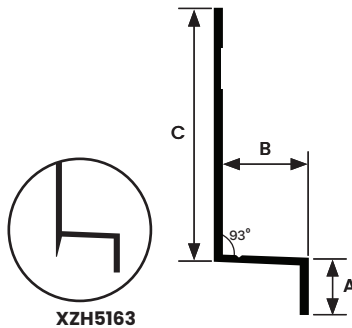
ITEM ID	A	B
PV-100	1"	3/8"

All parts are 10' Length unless otherwise indicated



HORIZONTAL PROFILES

XZH



All measurements are nominal

ITEM ID	A	B	C
XZH516*	3/8"	15/32"	1-1/2"
XZH5163	3/8"	15/32"	3-1/2"
XZH716	3/8"	1/2"	1-1/2"
XZH58*	1/2"	3/4"	1-1/2"

All parts are 10' Length unless otherwise indicated

*In Stock in BLACK ANODIZED

DESIGN FEATURES

XZH - Provides clean and consistent horizontal transition between panels. Designed to work in conjunction with Vertical Reveal and Siding H Mold.

XZH5163 - Design affords greater reveal flexibility up to 2-1/2" while working in conjunction with Vertical Reveal and Siding H-Mold.

MATERIAL

6063-T5 .050" ± .005 extruded aluminum alloy with proprietary coating that protects against harsh weather conditions and allows for paint adhesion. For all other finish options refer to page 20.

NOTES

Do not install XtremeTrim® Horizontal Z on horizontal applications where the exterior flange can catch/hold water.



DESIGN FEATURES

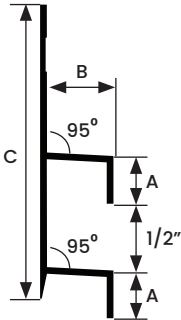
The Horizontal Reveal is a profile that complement the XtremeTrim® Vertical Reveal. Patented retention leg on back prevents flexing with expansion.

MATERIAL

6063-T5 .050" ± .005 extruded aluminum alloy with proprietary coating that protects against harsh weather conditions and allows for paint adhesion. For all other finish options refer to page 20.

NOTES

Do not install XtremeTrim® Horizontal Reveal on horizontal applications where the exterior flange can catch/hold water.



All measurements are nominal

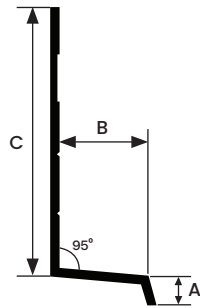
ITEM ID	A	B	C
RH516*	3/8"	15/32"	2"
RH716	3/8"	1/2"	2"

All parts are 10' Length unless otherwise indicated

*In Stock in BLACK ANODIZED



BRH



All measurements are nominal

ITEM ID	A	B	C
BRH516*	1/8"	3/8"	1-1/8"
BRH716	1/8"	1/2"	1-1/8"

All parts are 10' Length unless otherwise indicated

*In Stock in BLACK ANODIZED

DESIGN FEATURES

Designed to work as part of a system with XtremeTrim® Vertical Bead Reveal. XtremeTrim® Horizontal Bead Reveal provides a minimal exposure while providing protection for the top edge of the lower panel.

MATERIAL

6063-T5 .040" ± .005 extruded aluminum alloy with proprietary coating that protects against harsh weather conditions and allows for paint adhesion. For all other finish options refer to page 20.

NOTES

Do not install XtremeTrim® Horizontal Bead Reveal on horizontal applications where the exterior flange can catch/hold water.



DESIGN FEATURES

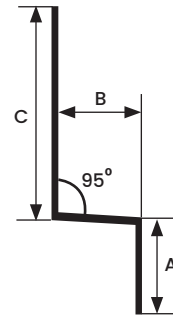
Provides clean and consistent horizontal transition between panels. Can be used as independent profiles to accommodate design requirements and also the XZS516W can be used with the RV to create an vertical continuous installation and is the horizontal typically used with the RVC.

MATERIAL

6063-T5 .040" ± .005 extruded aluminum alloy with proprietary coating that protects against harsh weather conditions and allows for paint adhesion. For all other finish options refer to page 20.

NOTES

Do not install XtremeTrim® Basic Horizontal Z on horizontal applications where the exterior flange can catch/hold water.



All measurements are nominal

ITEM ID	A	B	C
XZS5168	3/8"	5/16"	3/4"
XZS516W*	3/8"	5/16"	1-1/2"
XZS7168	3/8"	7/16"	1"
XZS588	3/8"	5/8"	1"

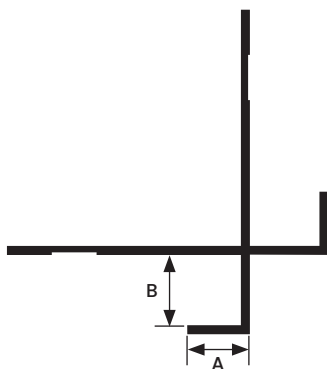
All parts are 8' Length unless otherwise indicated.

* XZS516W-10' Length



OUTSIDE CORNERS

XOCR



ITEM ID	A	B
XOCR516*	3/8"	3/8"
XOCR716	3/8"	7/16"
XOCR58*	1/2"	5/8"
XOCR34*	5/8"	3/4"
XOCR1	3/8"	1"
XOCR112	3/8"	1-1/2"

All parts are 10' Length unless otherwise indicated

*In Stock in BLACK ANODIZED

DESIGN FEATURES

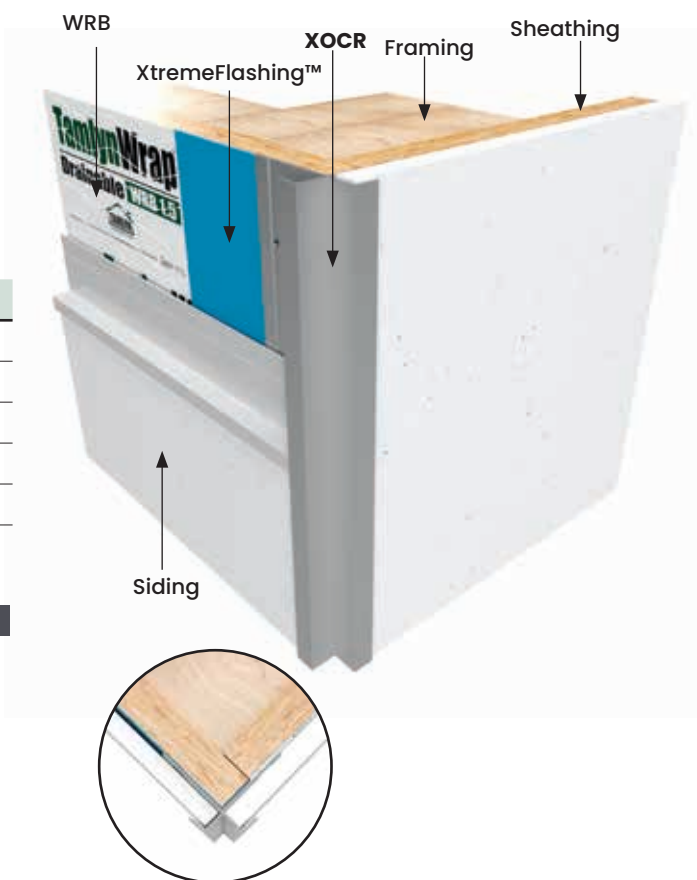
Provides a clean open outside corner which complement the Reveal System.

MATERIAL

6063-T5 .050" ± .005 extruded aluminum alloy with proprietary coating that protects against harsh weather conditions and allows for paint adhesion. For all other finish options refer to page 20.

NOTE

Do not install XtremeTrim® Reveal Open Outside Corner on horizontal applications where the exterior flange can catch/hold water.



XOCR

DESIGN FEATURES

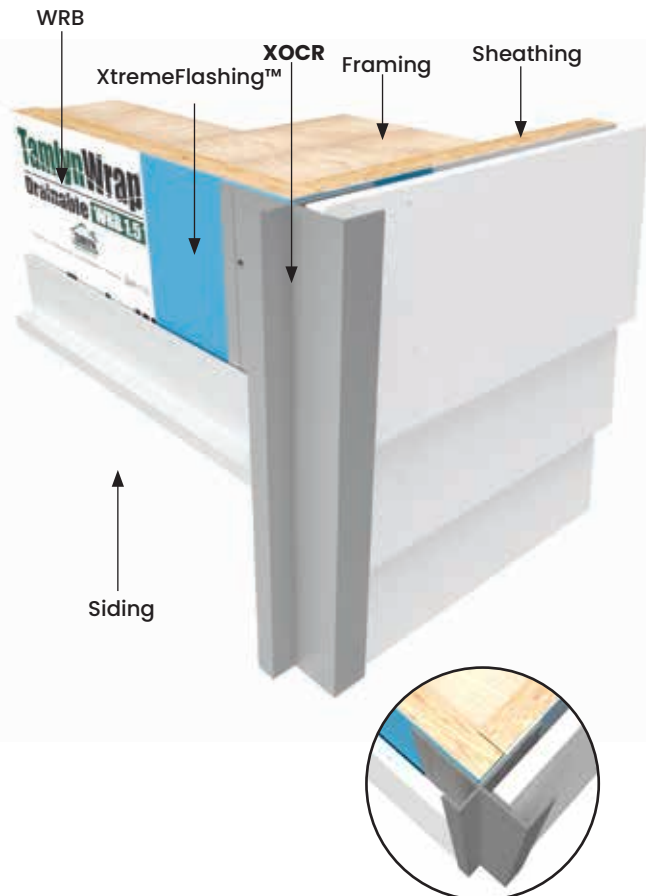
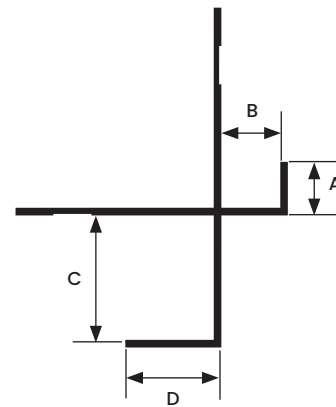

Provides a clean open outside corner transition which complement the Reveal System.

MATERIAL

6063-T5 .050" ± .005 extruded aluminum alloy with proprietary coating that protects against harsh weather conditions and allows for paint adhesion. For all other finish options refer to page 20.

NOTE

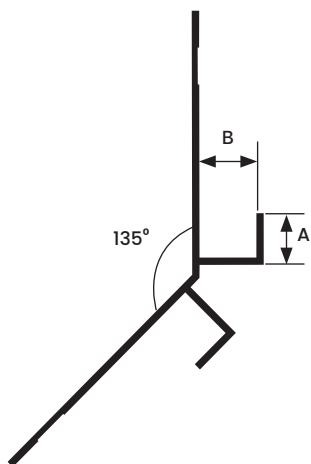
Do not install XtremeTrim® Transition Reveal Open Outside Corner on horizontal applications where the exterior flange can catch/hold water.



ITEM ID	A	B	C	D
XOCR51634	3/8"	3/8"	3/4"	5/8"
XOCR516112	3/8"	3/8"	1-1/2"	3/8"

All parts are 10' Length unless otherwise indicated

XOCR-135



All measurements are nominal

ITEM ID	A	B
XOCR516-135	3/8"	3/8"

All parts are 10' Length unless otherwise indicated

DESIGN FEATURES


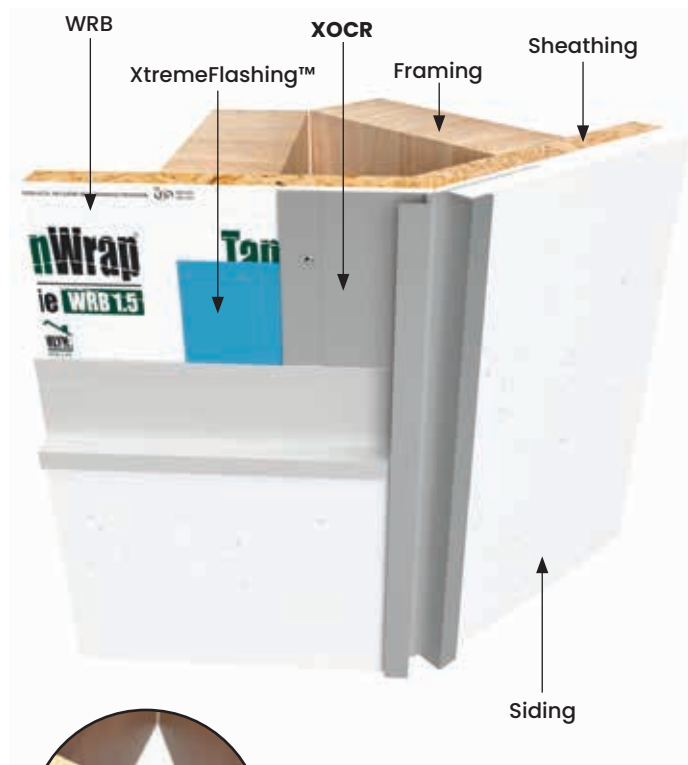
Corresponds visually to standard XOCR but designed for 135° applications. Complement the Reveal System. Works in conjunction with Vertical Reveal.

MATERIAL

6063-T5 .050" ± .005 extruded aluminum alloy with proprietary coating that protects against harsh weather conditions and allows for paint adhesion. For all other finish options refer to page 20.

NOTE

Do not install XtremeTrim® 135° Reveal Open Outside Corner on horizontal applications where the exterior flange can catch/hold water.



XOCRM

DESIGN FEATURES


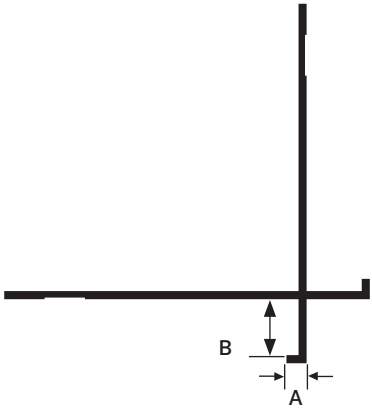
Provides a clean, open outside corner which complement the Bead or Reveal System with minimal visible face edges. Precise panel cut is required.

MATERIAL

6063-T5 .050" ± .005 extruded aluminum alloy with proprietary coating that protects against harsh weather conditions and allows for paint adhesion. For all other finish options refer to page 20.

NOTE

Do not install XtremeTrim® Reveal Open Outside Corner Minimum Face on horizontal applications where the exterior flange can catch/hold water.



All measurements are nominal

ITEM ID	A	B
XOCR516M	1/8"	3/8"
XOCR716M	1/8"	7/16"
XOCR34M	1/8"	3/4"

All parts are 10' Length unless otherwise indicated

XOCRMA



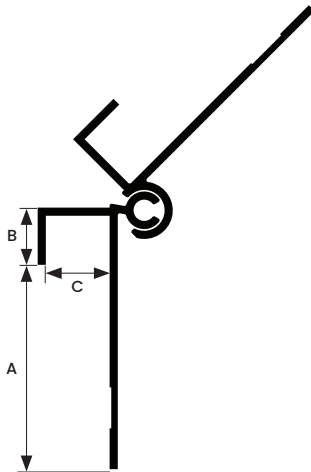
DESIGN FEATURES

Produces a clean durable outside corner for siding panels. Tamlyn's XtremeTrim Multi Angle Outside Corner provides angles from 95 to 165 degrees that change the industry standard detail for non 90 degree outside corners. Designers, architects, and contractors can now comfortably design and build multi angle corners to maximize lot size for interurban construction

MATERIAL

6063-T5 .045" \pm .005 extruded aluminum alloy with proprietary coating that protects against harsh weather conditions and allows for paint adhesion.

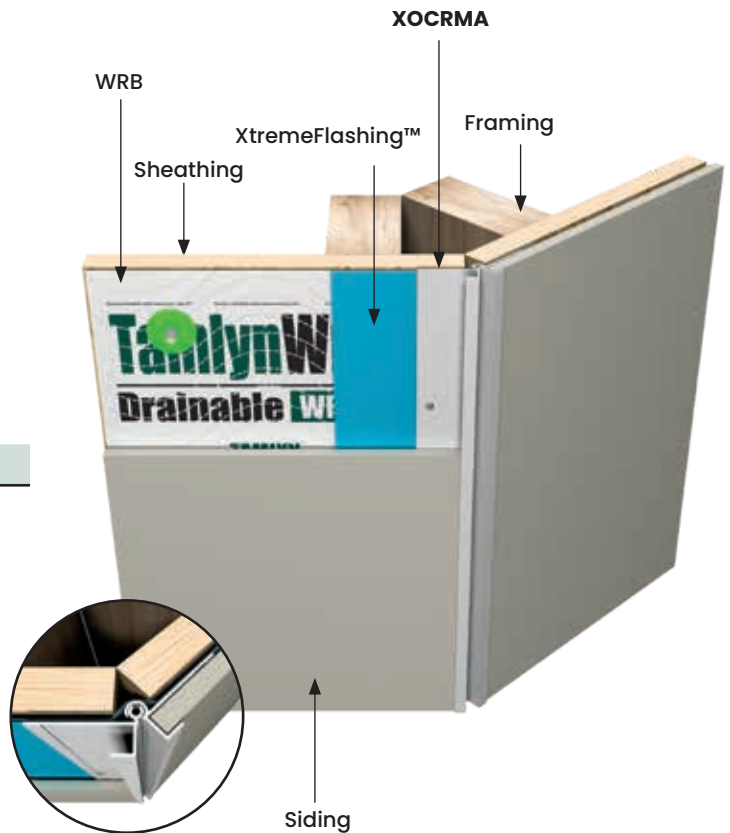
For all other finish options refer to page 20 in TAMLYN's Complete Product Catalog.



All measurements are nominal

ITEM ID	A	B	C
XOCRMA516	1-1/4	7/20	39/100

All parts are 10' Length unless otherwise indicated



XOCLP

DESIGN FEATURES

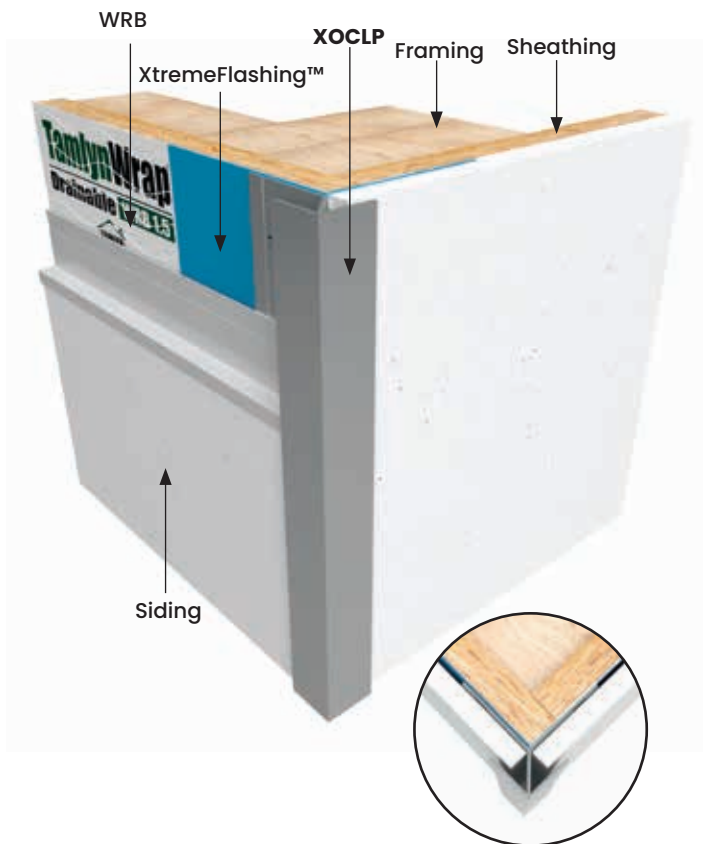
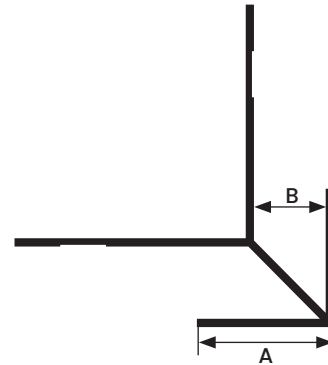
Offers a clean outside corner for various siding materials. Works well with all vertical options.

MATERIAL

6063-T5 .050" \pm .005 extruded aluminum alloy with proprietary coating that protects against harsh weather conditions and allows for paint adhesion. For all other finish options refer to page 20.

NOTE

Do not install XtremeTrim® Low Profile Outside Corner on horizontal applications where the exterior flange can catch/hold water.



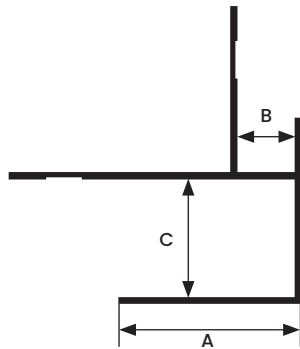

All measurements are nominal

ITEM ID	A	B
XOCLP516*	3/4"	3/8"
XOCLP716	1"	7/16"
XOCLP58*	1-1/8"	5/8"
XOCLP34*	1-1/2"	3/4"
XOCLP1	1-1/2"	1"
XOCLP114	1-3/4"	1-1/4"

All parts are 10' Length unless otherwise indicated

***In Stock in BLACK ANODIZED**

XOCLP



All measurements are nominal

ITEM ID	A	B	C
XOCLP51634	1-1/2"	3/8"	3/4"

All parts are 10' Length unless otherwise indicated

DESIGN FEATURES

Provides a clean outside corner for transitions.

MATERIAL

6063-T5 .050" ± .005 extruded aluminum alloy with proprietary coating that protects against harsh weather conditions and allows for paint adhesion. For all other finish options refer to page 20.

NOTE

Do not install XtremeTrim® Low Profile Outside Corner on horizontal applications where the exterior flange can catch/hold water.



XOCLP-135

DESIGN FEATURES

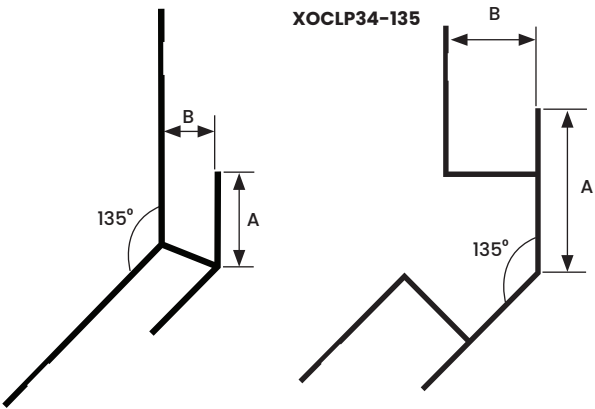


Corresponds visually to standard XOCLP profiles but designed for 135° applications. Works well with all vertical options.

MATERIAL

6063-T5 .050" ± .005 extruded aluminum alloy with proprietary coating that protects against harsh weather conditions and allows for paint adhesion. For all other finish options refer to page 20.

NOTE

Do not install XtremeTrim® 135° Low Profile Outside Corner on horizontal applications where the exterior flange can catch/hold water.

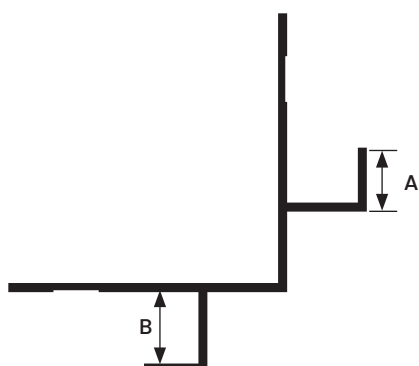



All measurements are nominal

ITEM ID	A	B
XOCLP516-135	3/4"	3/8"
XOCLP34-135	1-1/2"	3/4"

All parts are 10' Length unless otherwise indicated

XOCW



All measurements are nominal

ITEM ID	A	B
XOCW516	3/8"	3/8"
XOCW34	3/4"	3/4"

All parts are 10' Length unless otherwise indicated

DESIGN FEATURES

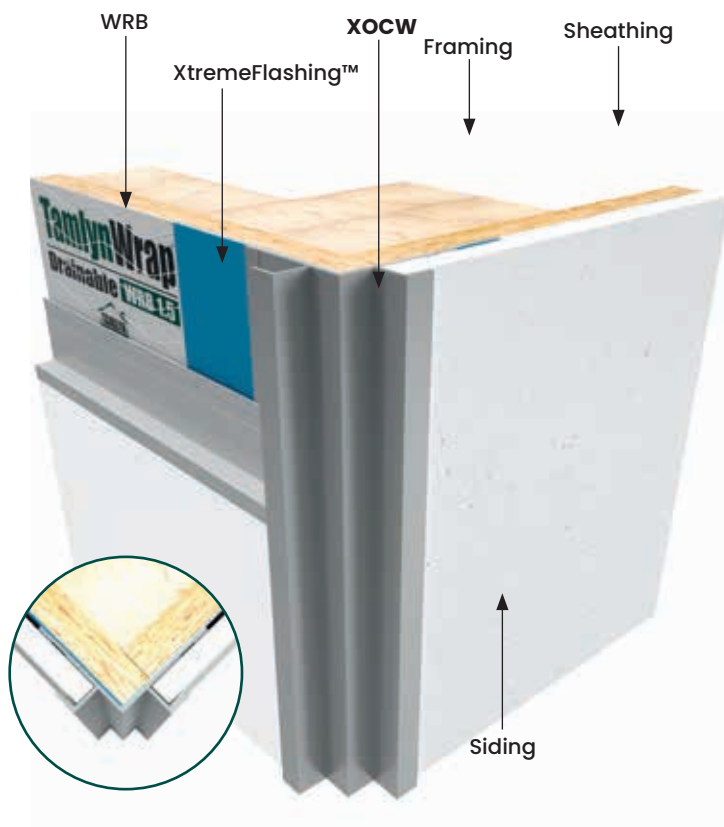
Stylistically similar to the Reveal Outside Corner, but offering a bolder, wider, more visible outside corner profile effect.

MATERIAL

6063-T5 .050" ± .005 extruded aluminum alloy with proprietary coating that protects against harsh weather conditions and allows for paint adhesion. For all other finish options refer to page 20.

NOTE

Do not install XtremeTrim® Reveal W Outside Corner on horizontal applications where the exterior flange can catch/hold water.



XOCBT

DESIGN FEATURES

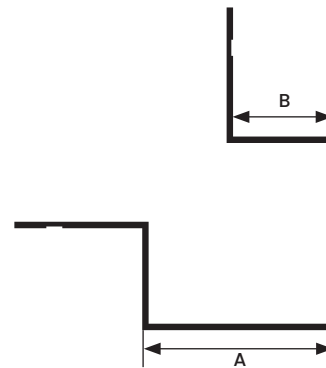
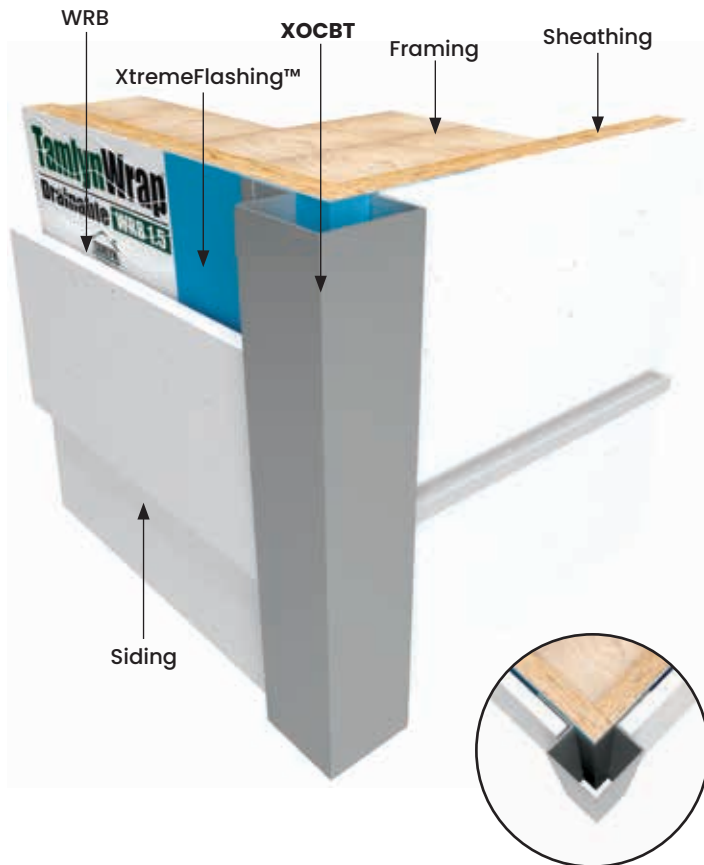
Gives a solid appearance with the versatility to be used with mixed materials and any vertical and horizontal profiles.

MATERIAL

6063-T5 .050" \pm .005 extruded aluminum alloy with proprietary coating that protects against harsh weather conditions and allows for paint adhesion. For all other finish options refer to page 20.

NOTE

Do not install XtremeTrim® Butted Outside Corner on horizontal applications where the exterior flange can catch/hold water.

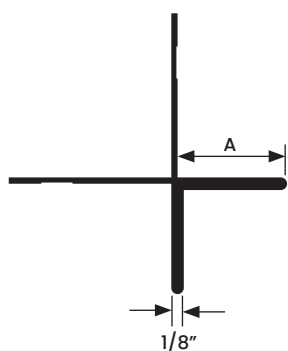



All measurements are nominal

ITEM ID	A	B
XOCBT	1-1/2"	3/4"

All parts are 10' Length unless otherwise indicated

XOCX



All measurements are nominal

ITEM ID	A
XOCX78	7/8"

All parts are 10' Length unless otherwise indicated

DESIGN FEATURES

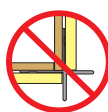
Allows a minimal corner style for panel or plank with uncovered edges.

MATERIAL

6063-T5 .050" ± .005 extruded aluminum alloy with proprietary coating that protects against harsh weather conditions and allows for paint adhesion. For all other finish options refer to page 20.

NOTE

Do not install XtremeTrim® Bold X Outside Corner on horizontal applications where the exterior flange can catch/hold water.



XOCB

DESIGN FEATURES

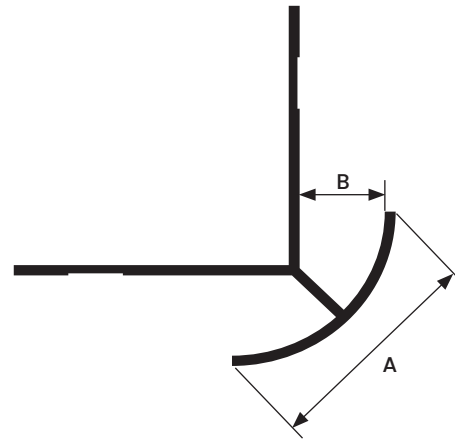

Provides a smooth, rounded outside corner for vertical siding panels.

MATERIAL

6063-T5 .050" ± .005 extruded aluminum alloy with proprietary coating that protects against harsh weather conditions and allows for paint adhesion. For all other finish options refer to page 20.

NOTE

Do not install XtremeTrim® Bullnose Outside Corner on horizontal applications where the exterior flange can catch/hold water.




All measurements are nominal

ITEM ID	A	B
XOCB516	1-1/16"	3/8"

All parts are 10' Length unless otherwise indicated

XOCAS

PATENT PENDING



DESIGN FEATURES

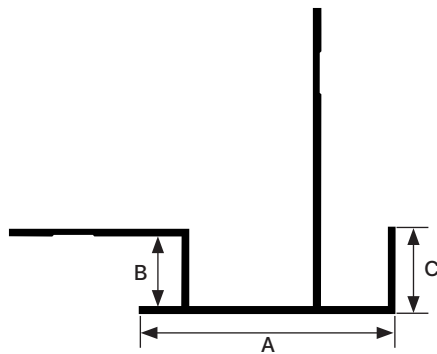
Unique asymmetrical square corner which offers a 3:1 exposure.

MATERIAL

6063-T5 .050" \pm .005 extruded aluminum alloy with proprietary coating that protects against harsh weather conditions and allows for paint adhesion. For all other finish options refer to page 20.

NOTE

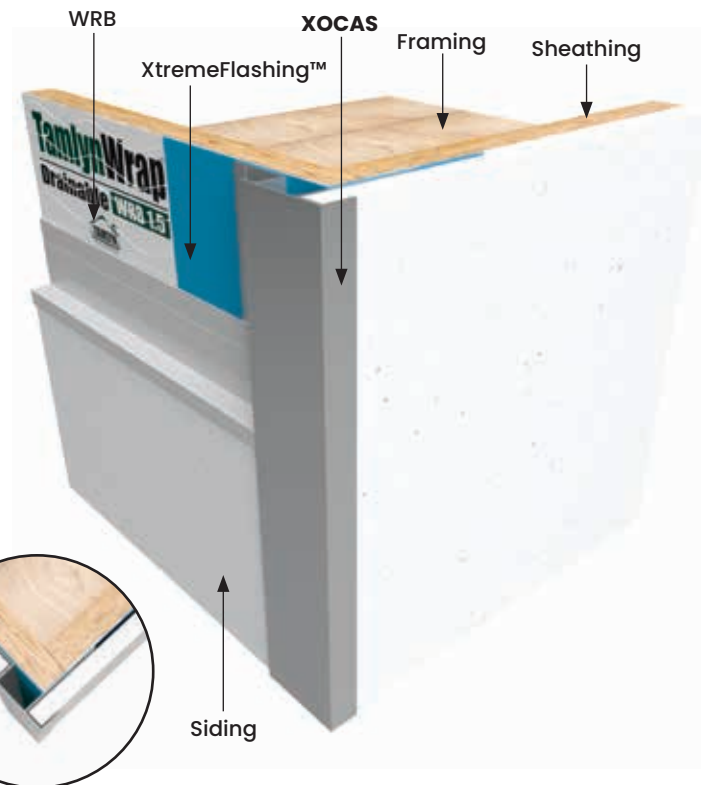
Do not install XtremeTrim® Panel Asymmetrical Square Outside Corner on horizontal applications where the exterior flange can catch/hold water.



All measurements are nominal

ITEM ID	A	B	C
XOCAS516	1-1/2"	3/8"	1/2"

All parts are 10' Length unless otherwise indicated



PATENT PENDING

DESIGN FEATURES

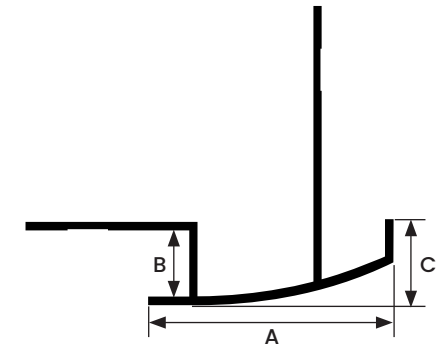
Unique asymmetrical corner which offers a 3:1 exposure and a subtle taper.

MATERIAL

6063-T5 .050" ± .005 extruded aluminum alloy with proprietary coating that protects against harsh weather conditions and allows for paint adhesion. For all other finish options refer to page 20.

NOTE

Do not install XtremeTrim® Panel Asymmetrical Tapered Outside Corner on horizontal applications where the exterior flange can catch/hold water.

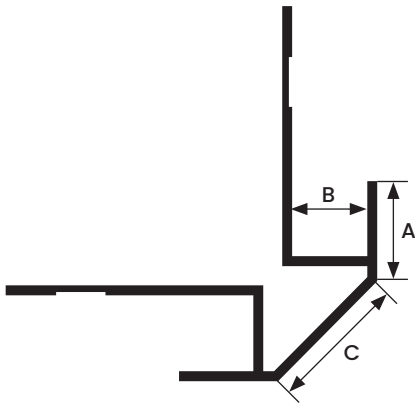



All measurements are nominal

ITEM ID	A	B	C
XOCAT516	1-1/2"	3/8"	1/2"

All parts are 10' Length unless otherwise indicated

XOCBL



All measurements are nominal

ITEM ID	A	B	C
XOCBL516	1/2"	3/8"	3/4"

All parts are 10' Length unless otherwise indicated

DESIGN FEATURES

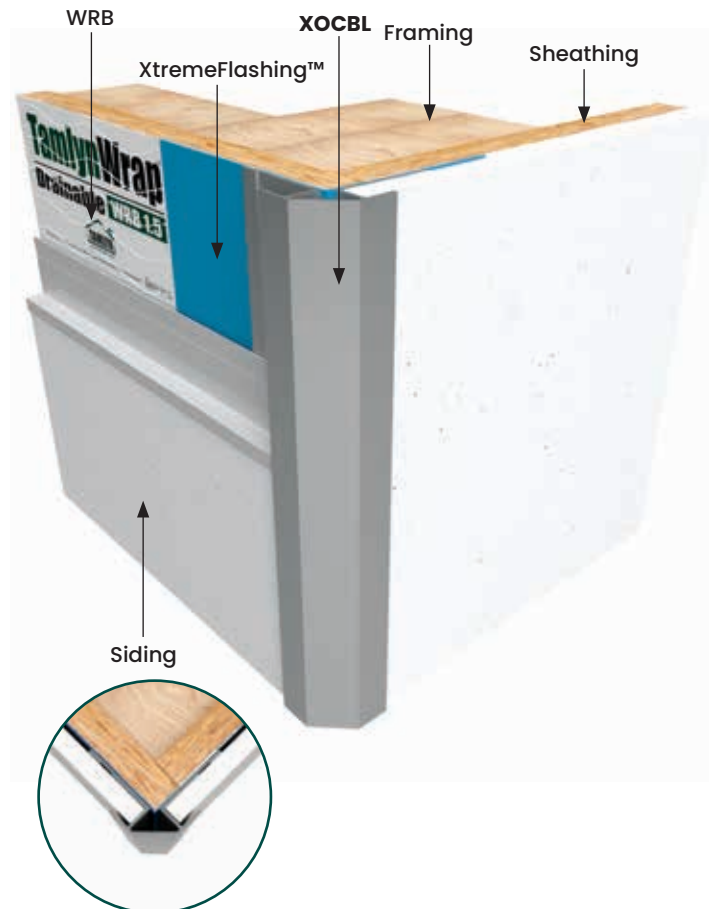
Unique design creates an aesthetically attractive chamfer style corner look for a strong durable outside corner with vertical siding panels.

MATERIAL

6063-T5 .050" \pm .005 extruded aluminum alloy with proprietary coating that protects against harsh weather conditions and allows for paint adhesion. For all other finish options refer to page 20.

NOTE

Do not install XtremeTrim® Blunt Panel Outside Corner on horizontal applications where the exterior flange can catch/hold water.



XOCRB

PATENT PENDING

DESIGN FEATURES

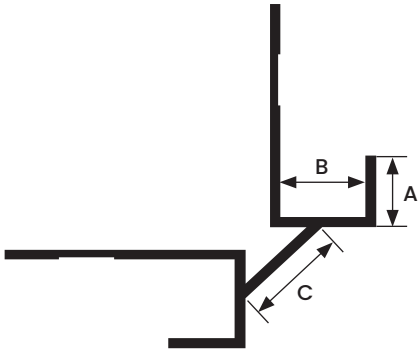

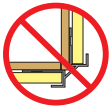
Unique corner that provides a chamfered reveal.

MATERIAL

6063-T5 .050" ± .005 extruded aluminum alloy with proprietary coating that protects against harsh weather conditions and allows for paint adhesion. For all other finish options refer to page 20.

NOTE

Do not install XtremeTrim® Blunt Panel Reveal Outside Corner on horizontal applications where the exterior flange can catch/hold water.

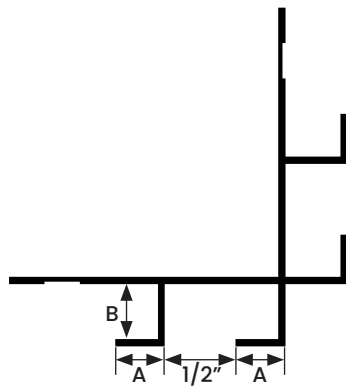



All measurements are nominal

ITEM ID	A	B	C
XOCRB516	3/8"	3/8"	1/2"

All parts are 10' Length unless otherwise indicated

XOCDR



All measurements are nominal

ITEM ID	A	B
XOCDR516	3/8"	3/8"

All parts are 10' Length unless otherwise indicated

DESIGN FEATURES


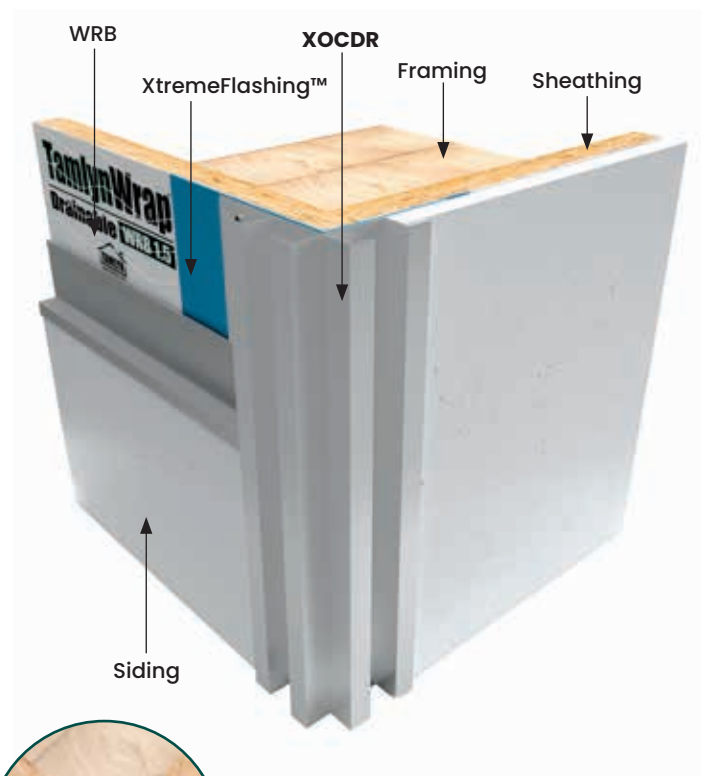
An outside corner that complement the Vertical Reveal System.

MATERIAL

6063-T5 .050" \pm .005 extruded aluminum alloy with proprietary coating that protects against harsh weather conditions and allows for paint adhesion. For all other finish options refer to page 20.

NOTE

Do not install XtremeTrim® Double Reveal Outside Corner on horizontal applications where the exterior flange can catch/hold water.



XOCSR

DESIGN FEATURES

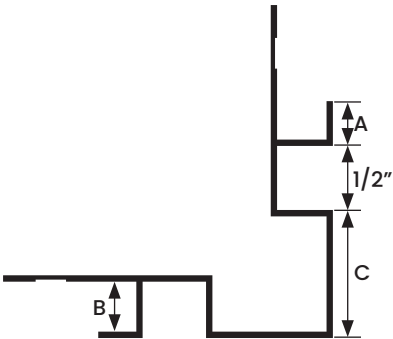

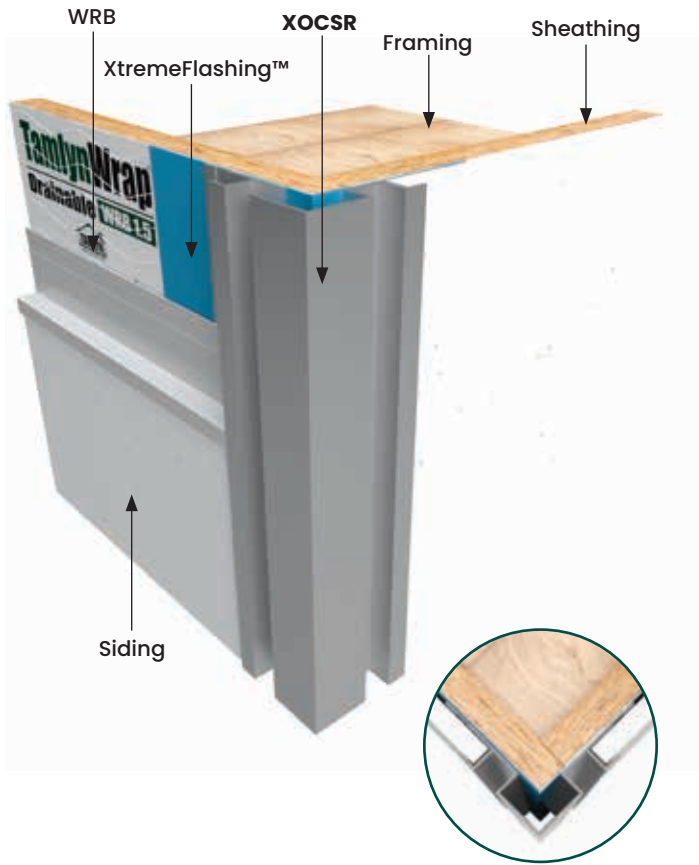
A unique outside corner that provide a solid squared corner with a reveal making it a good compliment to either the Reveal or Flat system.

MATERIAL

6063-T5 .050" ± .005 extruded aluminum alloy with proprietary coating that protects against harsh weather conditions and allows for paint adhesion. For all other finish options refer to page 20.

NOTE

Do not install XtremeTrim® Square Reveal Outside Corner on horizontal applications where the exterior flange can catch/hold water.

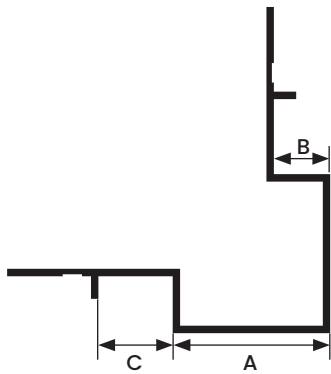



All measurements are nominal

ITEM ID	A	B	C
XOCSR516	3/8"	3/8"	1"

All parts are 10' Length unless otherwise indicated

XOCBN



All measurements are nominal

ITEM ID	A	B	C
XOCBN516	1"	3/8"	1/2"

All parts are 10' Length unless otherwise indicated

DESIGN FEATURES

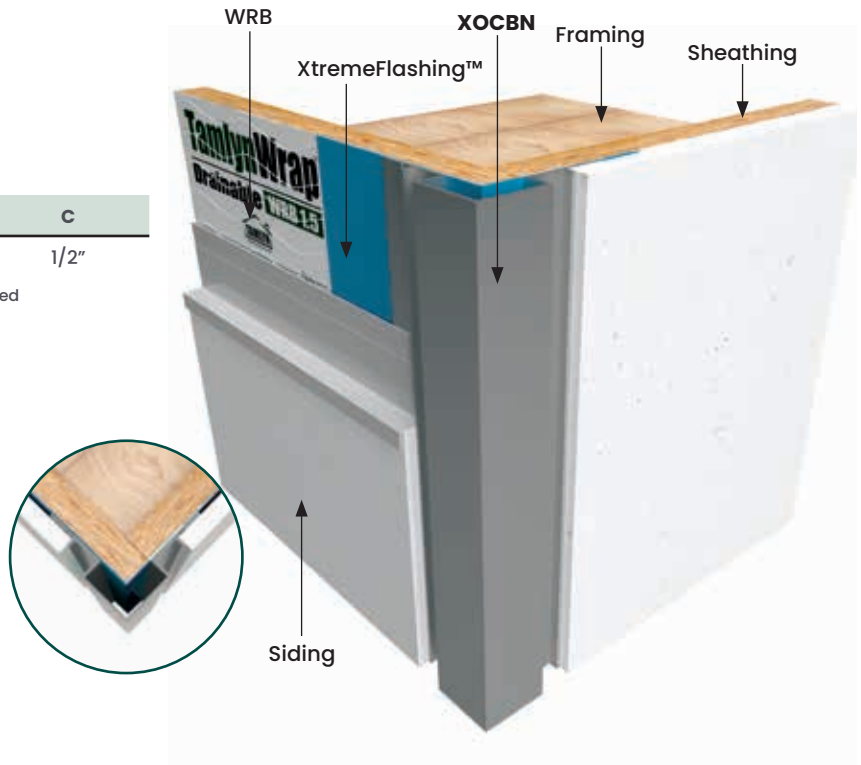
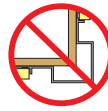
Batten Corner offers a bold, unique corner for vertical siding panels. Tabs create a reveal corner. Pairs well with the Bead system.

MATERIAL

6063-T5 .050" ± .005 extruded aluminum alloy with proprietary coating that protects against harsh weather conditions and allows for paint adhesion. For all other finish options refer to page 20.

NOTE

Do not install XtremeTrim® Batten Panel Outside Corner on horizontal applications where exterior flange can catch/hold water.



DESIGN FEATURES

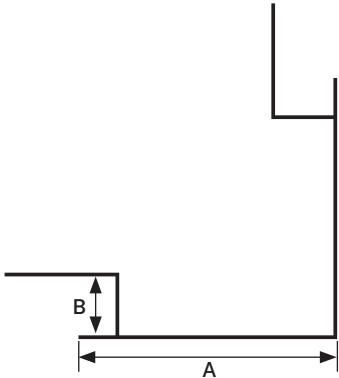

A traditional outside corner without the joints, caulked seams and nail holes that butted 1x4s require.

MATERIAL

6063-T5 .050" ± .005 extruded aluminum alloy with proprietary coating that protects against harsh weather conditions and allows for paint adhesion. For all other finish options refer to page 20.

NOTE

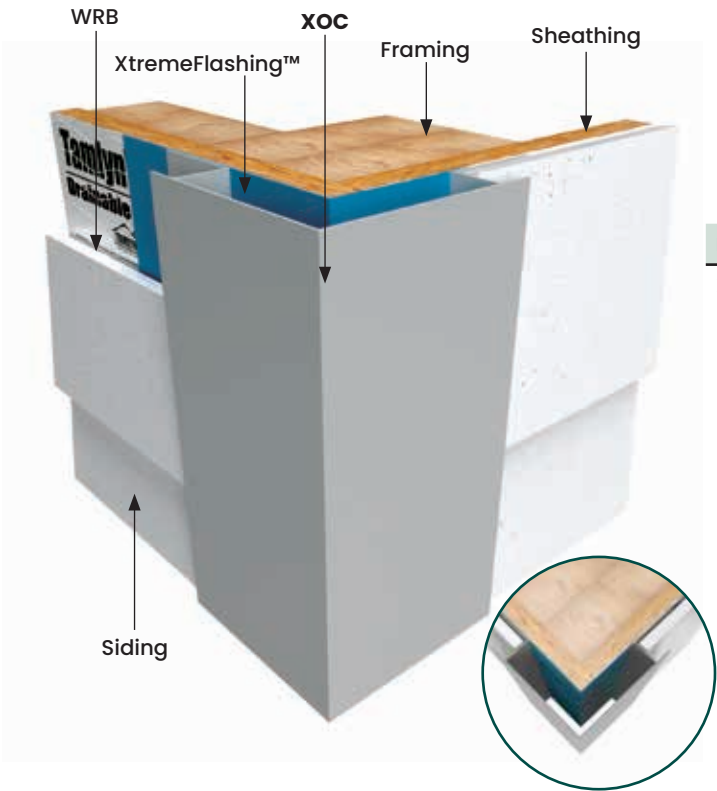
Do not install XtremeTrim® 3-1/2" Outside Corner on horizontal applications where the exterior flange can catch/hold water.



All measurements are nominal

ITEM ID	A	B
XOC312	3-1/2"	3/4"

All parts are 10' Length unless otherwise indicated





INSIDE CORNERS



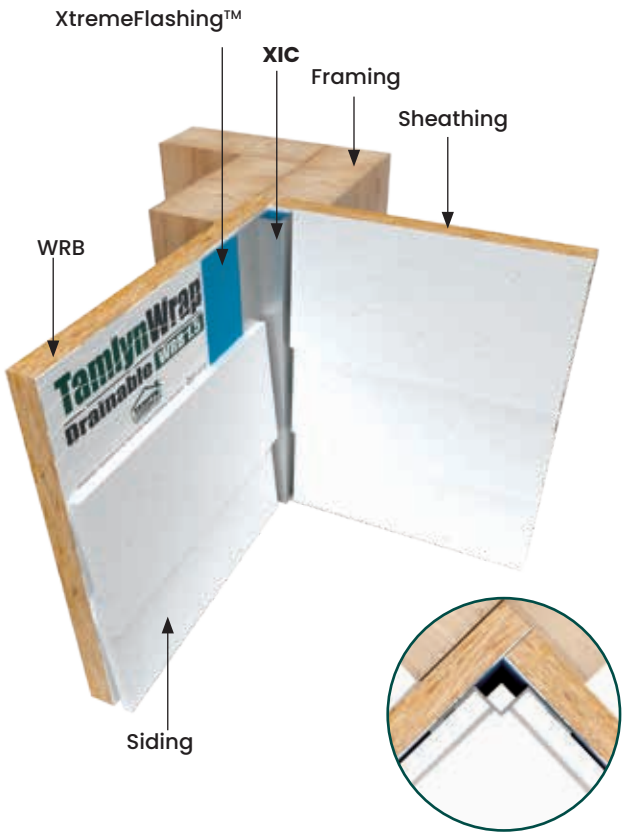
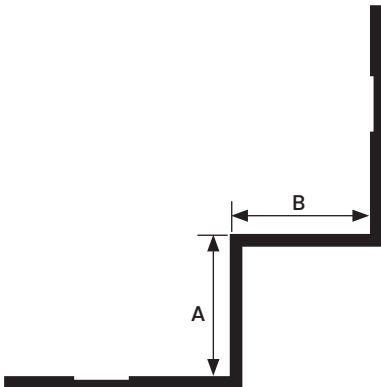


DESIGN FEATURES

W Inside Corner provides a minimal exposure for the inside corner. At larger dimensions eliminates wood as a material for inside corners which will split/rot over time.

MATERIAL

6063-T5 .050" ± .005 extruded aluminum alloy with proprietary coating that protects against harsh weather conditions and allows for paint adhesion. For all other finish options refer to page 20.



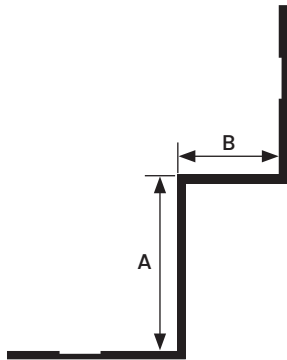
All measurements are nominal

ITEM ID	A	B	SIDING SIZE
XIC516*	1/2"	1/2"	7/16" or smaller
XIC34*	7/8"	7/8"	5/8" or larger
XIC112	1-1/2"	1-1/2"	- -

All parts are 10' Length unless otherwise indicated

*In Stock in BLACK ANODIZED

XIC



All measurements are nominal

ITEM ID	A	B
XIC51634	1/2"	7/8"

All parts are 10' Length unless otherwise indicated

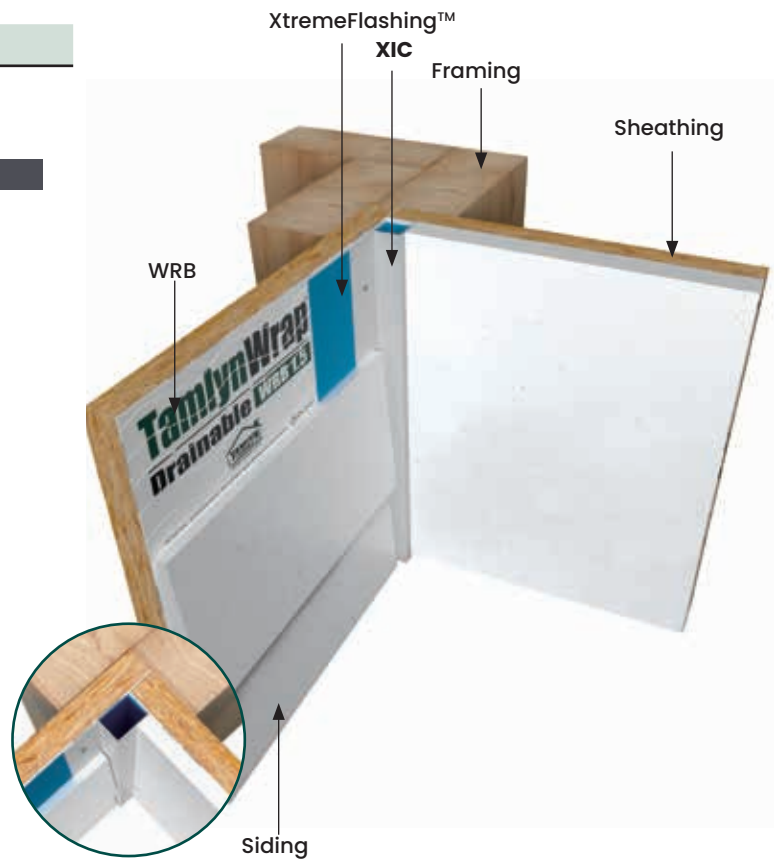
*In Stock in BLACK ANODIZED

DESIGN FEATURES

W Inside Corner provides a minimal exposure for the inside corner. At larger dimensions eliminates wood as a material for inside corners which will split/rot over time.

MATERIAL

6063-T5 .050" \pm .005 extruded aluminum alloy with proprietary coating that protects against harsh weather conditions and allows for paint adhesion. For all other finish options refer to page 20.



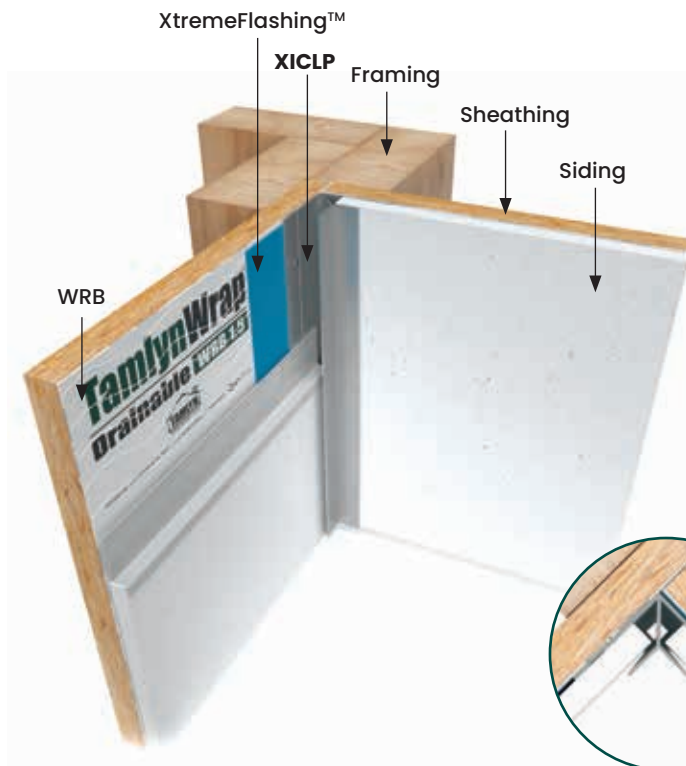
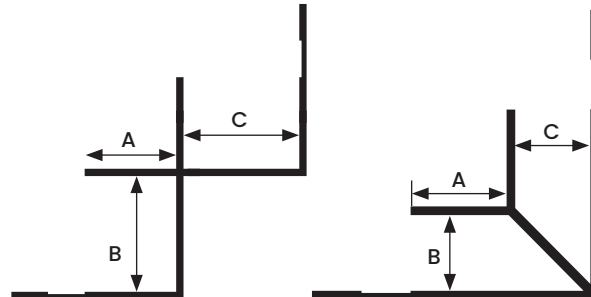

XICLP

DESIGN FEATURES

Faces help to produce a clean and durable inside corner that complement many vertical and horizontal options.

MATERIAL

6063-T5 .050" ± .005 extruded aluminum alloy with proprietary coating that protects against harsh weather conditions and allows for paint adhesion. For all other finish options refer to page 20.



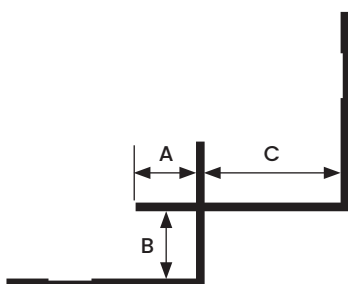

All measurements are nominal

ITEM ID	A	B	C
XICLP516*	3/8"	3/8"	3/8"
XICLP716	3/8"	15/32"	1/2"
XICLP34*	5/8"	3/4"	3/4"
XICLP1	7/16"	1"	1"

All parts are 10' Length unless otherwise indicated

*In Stock in BLACK ANODIZED

XICLP



DESIGN FEATURES

Faces help to produce a clean and durable inside corner that complement many vertical and horizontal options.

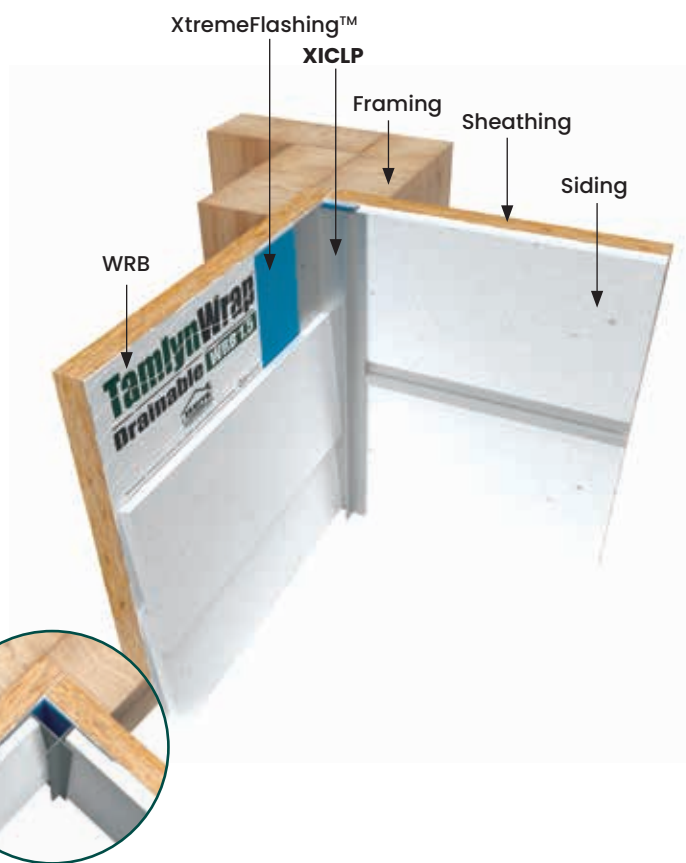
MATERIAL

6063-T5 .050" ± .005 extruded aluminum alloy with proprietary coating that protects against harsh weather conditions and allows for paint adhesion. For all other finish options refer to page 20.

All measurements are nominal

ITEM ID	A	B	C
XICLP51634	3/8"	3/8"	3/4"
XICLP516112	3/8"	3/8"	1-1/2"

All parts are 10' Length unless otherwise indicated



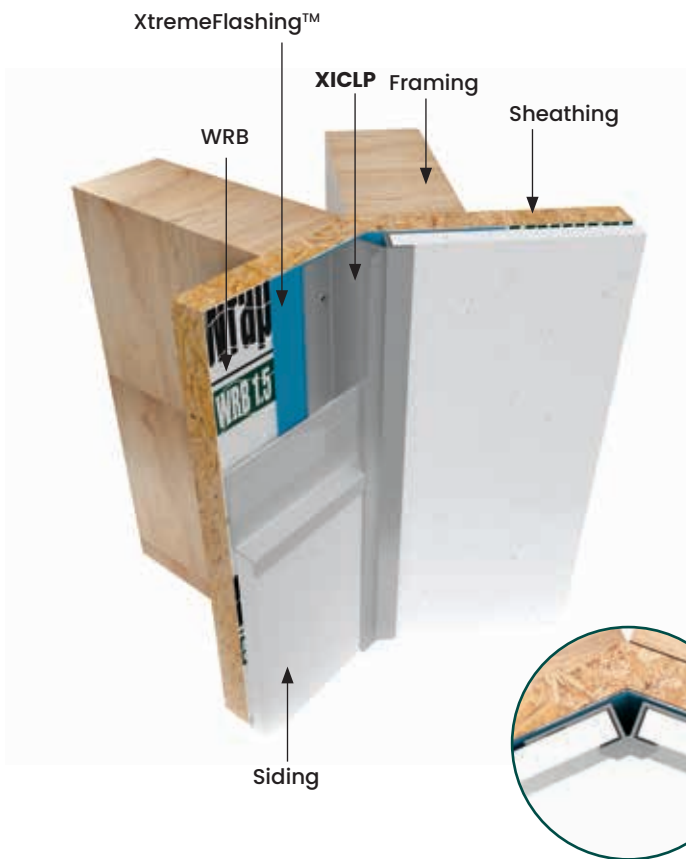
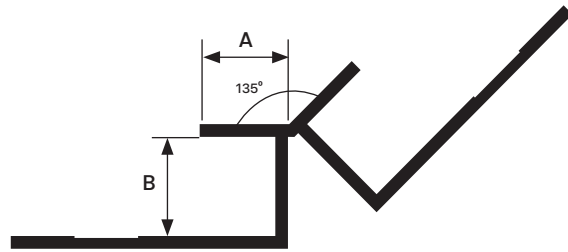

XICLP-135

DESIGN FEATURES

Corresponds visually to standard XICLP profiles but designed for 135° applications.

MATERIAL

6063-T5 .050" \pm .005 extruded aluminum alloy with proprietary coating that protects against harsh weather conditions and allows for paint adhesion. For all other finish options refer to page 20.

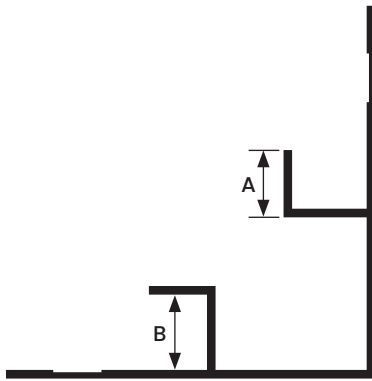



All measurements are nominal

ITEM ID	A	B
XICLP516-135	3/8"	3/8"
XICLP34-135	5/8"	3/4"

All parts are 10' Length unless otherwise indicated

XICR



All measurements are nominal

ITEM ID	A	B
XICR516	3/8"	3/8"

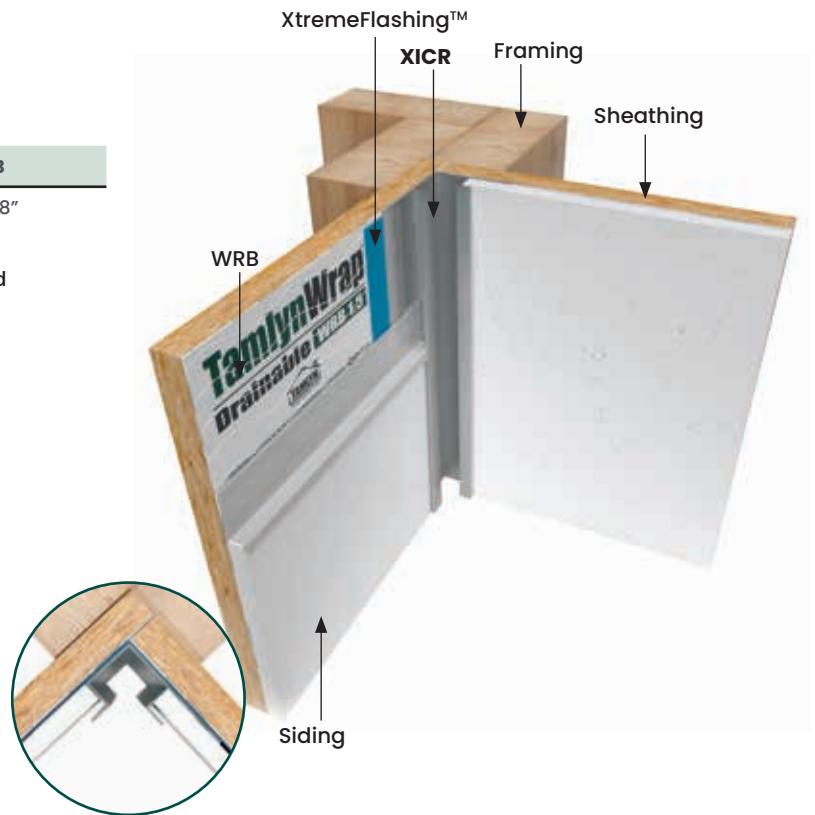
All parts are 10' Length unless otherwise indicated

DESIGN FEATURES

Provides a clean, open inside corner which complement the Reveal System.

MATERIAL

6063-T5 .050 " \pm .005 extruded aluminum alloy with proprietary coating that protects against harsh weather conditions and allows for paint adhesion. For all other finish options refer to page 20.



XICRMA

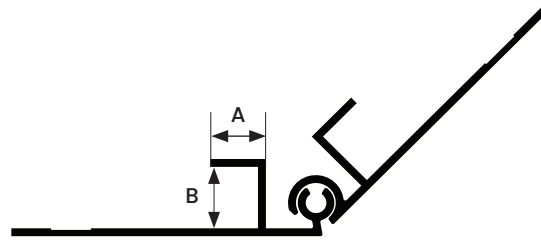
DESIGN FEATURES

Produces a clean durable inside corner for siding panels. Tamlyn's XtremeTrim Multi Angle Inside Corner provides angles from 95 to 165 degrees that change the industry standard detail for non 90 degree outside corners. Designers, architects, and contractors can now comfortably design and build multi angle corners to maximize lot size for interurban construction and keep a clean trim line along corners.

MATERIAL

6063-T5 .045" \pm .005 extruded aluminum alloy with proprietary coating that protects against harsh weather conditions and allows for paint adhesion.

For all other finish options refer to page 20 in TAMLYN's Complete Product Catalog.

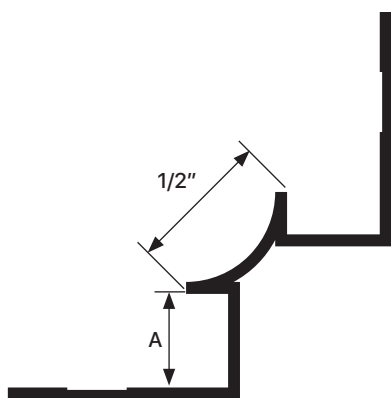



All measurements are nominal

ITEM ID	A	B
XICRMA516	3/8"	3/8"

All parts are 10' Length unless otherwise indicated

XICB



All measurements are nominal

ITEM ID	A
XICB516	3/8"

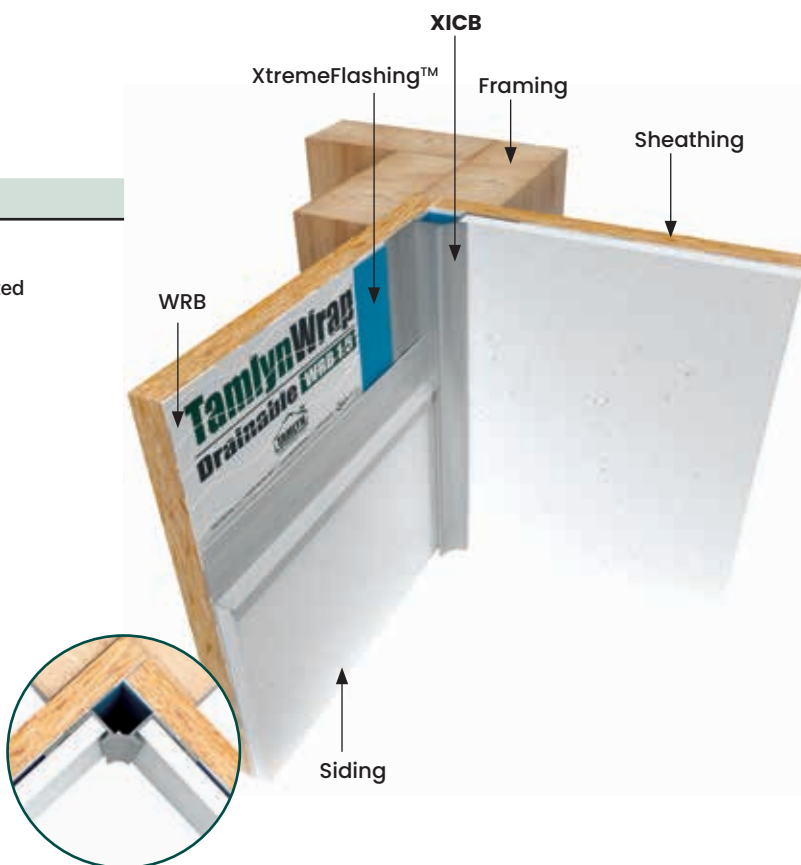
All parts are 10' Length unless otherwise indicated

DESIGN FEATURES

Provides a smooth, rounded inside corner for vertical siding panels.

MATERIAL

6063-T5 .050" \pm .005 extruded aluminum alloy with proprietary coating that protects against harsh weather conditions and allows for paint adhesion. For all other finish options refer to page 20.



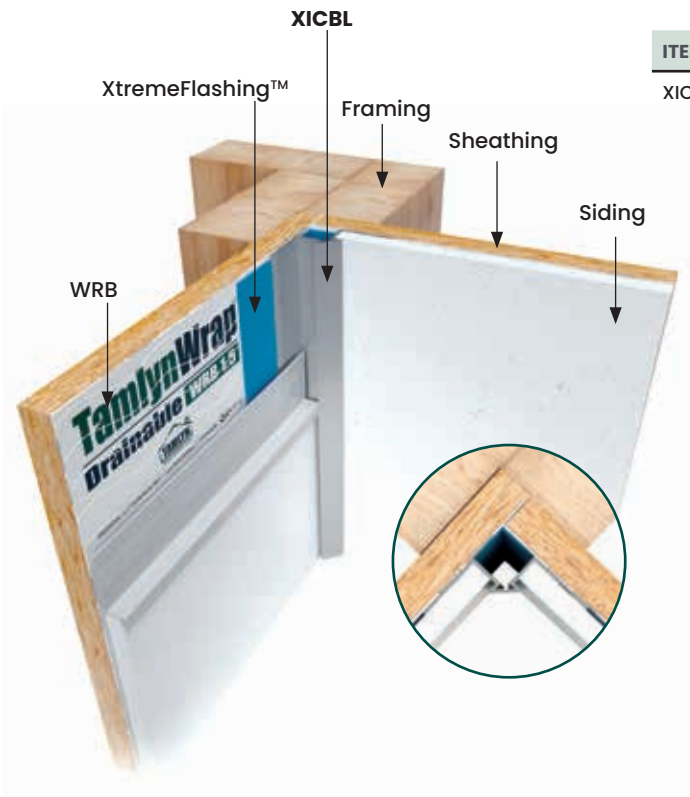
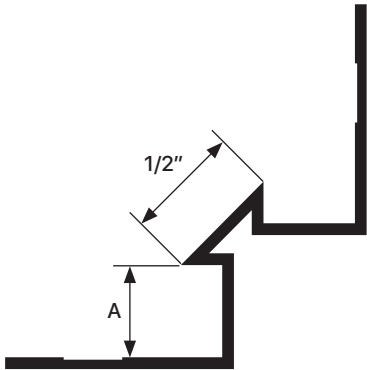

XICBL

DESIGN FEATURES

Unique design creates an aesthetic chamfered inside corner.

MATERIAL

6063-T5 .050 " ± .005 extruded aluminum alloy with proprietary coating that protects against harsh weather conditions and allows for paint adhesion. For all other finish options refer to page 20.

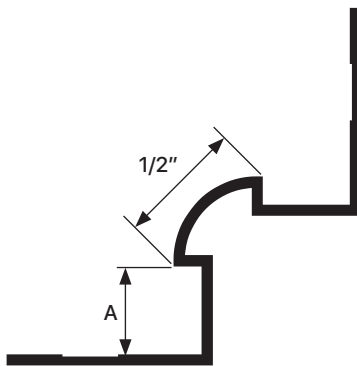



All measurements are nominal

ITEM ID	A
XICBL516	3/8"

All parts are 10' Length unless otherwise indicated

XICBP



All measurements are nominal

ITEM ID	A
XICBP516	3/8"

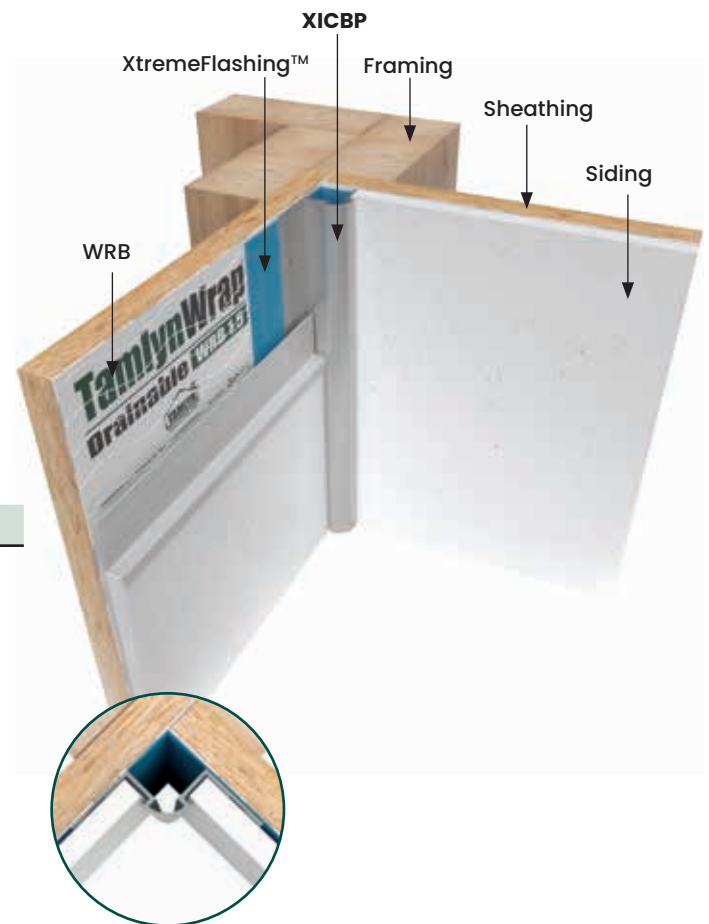
All parts are 10' Length unless otherwise indicated

DESIGN FEATURES

Bold inside corner with a round projection.

MATERIAL

6063-T5 .050" \pm .005 extruded aluminum alloy with proprietary coating that protects against harsh weather conditions and allows for paint adhesion. For all other finish options refer to page 20.

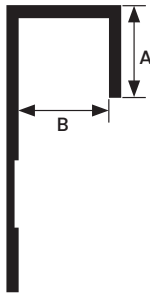







TERMINATION PROFILES

JMH



All measurements are nominal

ITEM ID	A	B
JMH516*	3/8"	3/8"
JMH716	3/8"	15/32"
JMH58	1/2"	5/8"
JMH34*	5/8"	3/4"
JMH1	3/8"	1"
JMH114	3/8"	1-1/4"
JMH112	3/8"	1-1/2"
JMH2	1/2"	2"

All parts are 10' Length unless otherwise indicated

*In Stock in BLACK ANODIZED

DESIGN FEATURES

Provides a clean finish at openings, at the edge of various siding materials and at material transitions. Specifically designed to work in conjunction with other profiles.

MATERIAL

6063-T5 .050" ± .005 extruded aluminum alloy with proprietary coating that protects against harsh weather conditions and allows for paint adhesion. For all other finish options refer to page 20.

NOTE

Do not install XtremeTrim® Standard J Mold horizontal applications where the exterior flange can catch/hold water.



DESIGN FEATURES

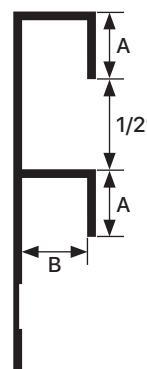

This is a highly versatile mold that works in complement with RV and RH profiles to continue the double bar look at multiple locations on a wall.

MATERIAL

6063-T5 .050 " \pm .005 extruded aluminum alloy with proprietary coating that protects against harsh weather conditions and allows for paint adhesion. For all other finish options refer to page 20.

NOTE

Do not install XtremeTrim® Reveal J Mold on horizontal applications where the exterior flange can catch/hold water.

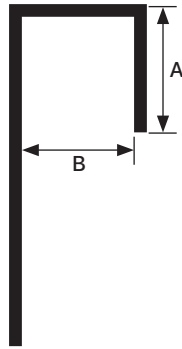



All measurements are nominal

ITEM ID	A	B
JMR516	3/8"	3/8"

All parts are 10' Length unless otherwise indicated

JMS



All measurements are nominal

ITEM ID	A	B	LENGTH
JMS5168	3/8"	5/16"	8'
JMS7168	3/8"	7/16"	8'
JMS588	3/8"	5/8"	8'

DESIGN FEATURES

Provides a clean finish at openings, edges of panels and at material transitions. True size designed as an independent profile. Use as a closure/cap piece only.

MATERIAL

6063-T5 .040" ± .005 extruded aluminum alloy with proprietary coating that protects against harsh weather conditions and allows for paint adhesion. For all other finish options refer to page 20.

NOTE

Do not install XtremeTrim® Basic J Mold on horizontal applications where the exterior flange can catch water.



DESIGN FEATURES

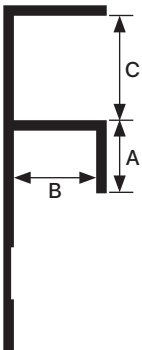

Provides a clean finish at openings, at the edge of various siding materials, and at material transtions while creating a reveal break. Complement the Vertical Reveal System.

MATERIAL

6063-T5 .050 " ± .005 extruded aluminum alloy with proprietary coating that protects against harsh weather conditions and allows for paint adhesion. For all other finish options refer to page 20.

NOTE

Do not install XtremeTrim® F Reveal on horizontal applications where the exterior flange can catch/hold water.

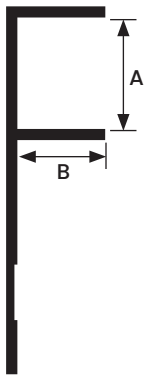



All measurements are nominal

ITEM ID	A	B	C
FR516	3/8"	3/8"	1/2"
FR716	3/8"	15/32"	1/2"
FR34	5/8"	3/4"	3/4"

All parts are 10' Length unless otherwise indicated

F



All measurements are nominal

ITEM ID	A	B
F516	1/2"	5/16"

All parts are 10' Length unless otherwise indicated

DESIGN FEATURES

Provides a clean finish at openings, at the edge of various siding materials, and at material transitions while creating a reveal break. Complement the Bead System.

MATERIAL

6063-T5 .050" \pm .005 extruded aluminum alloy with proprietary coating that protects against harsh weather conditions and allows for paint adhesion. For all other finish options refer to page 20.

NOTE

Do not install XtremeTrim® F Trim on horizontal applications where the exterior flange can catch/hold water.



DESIGN FEATURES

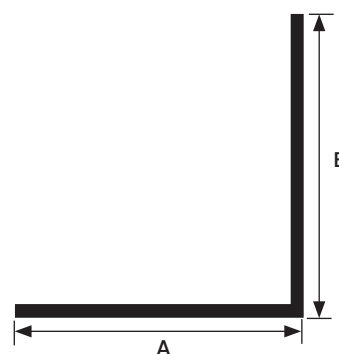

Simple angle trim that can be adaptively used for multiple applications such as transition from panel to siding. Can also be used for facade/soffit transition and as an abutted stop alongside windows and doors.

MATERIAL

6063-T5 .045" \pm .005 extruded aluminum alloy with proprietary coating that protects against harsh weather conditions and allows for paint adhesion. For all other finish options refer to page 20.

NOTE

Do not install XtremeTrim® L Trim on horizontal applications where the exterior flange can catch/hold water.



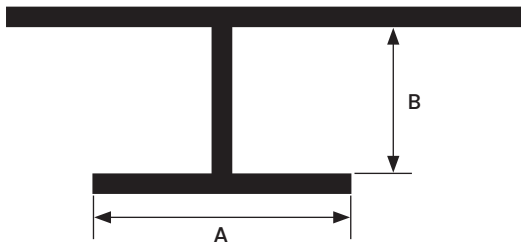

All measurements are nominal

ITEM ID	A	B
XL12	1/2"	1/2"
XL34	3/4"	3/4"
XL1	1"	1"
XL112	1-1/2"	1-1/2"

All parts are 10' Length unless otherwise indicated



XHM



All measurements are nominal

ITEM ID	A	B
XHM148	1/2"	9/32"
XHM5168	1/2"	11/32"

All parts are 8' Length unless otherwise indicated

DESIGN FEATURES

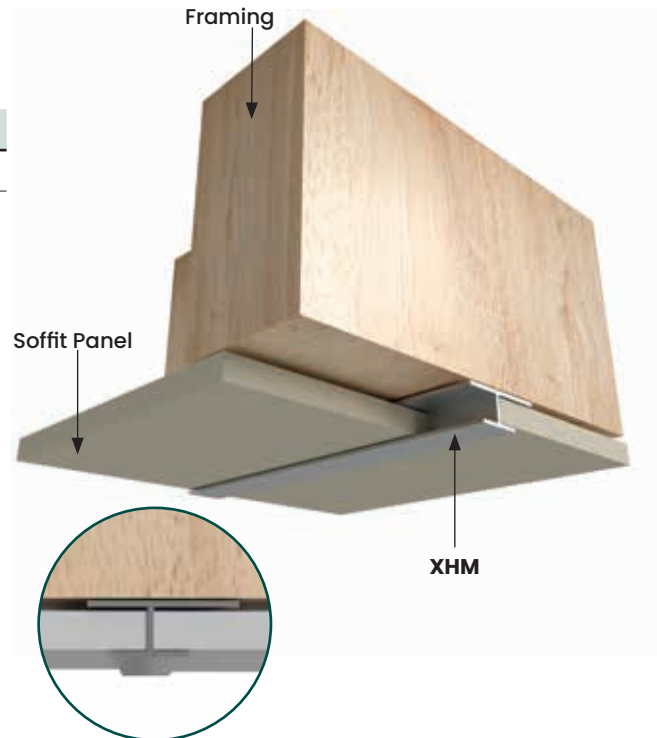
Covers the seams of the soffit material providing a cleaner transition than simply butting the panels end-to-end.

MATERIAL

6063-T5 .045 " \pm .005 extruded aluminum alloy with proprietary coating that protects against harsh weather conditions and allows for paint adhesion. For all other finish options refer to page 20.

NOTE

Do not install XtremeTrim® Soffit H Mold horizontal applications where the exterior flange can catch/hold water.


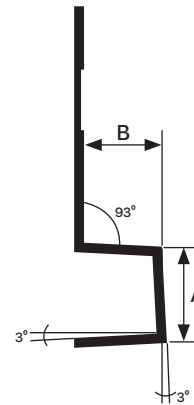


DESIGN FEATURES

Starter/bottom course best for lap siding. Provides ease-of-installation with correct angle. Also works with panel siding.

MATERIAL

6063-T5 .050" \pm .005 extruded aluminum alloy with proprietary coating that protects against harsh weather conditions and allows for paint adhesion. For all other finish options refer to page 20.



Also works with panel siding

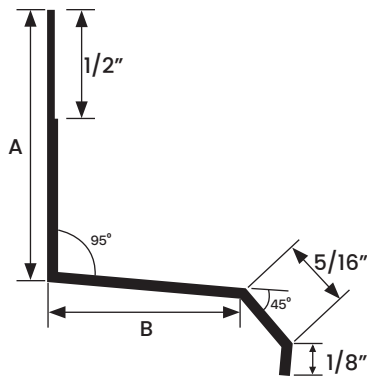

All measurements are nominal

ITEM ID	A	B
XS516	3/8"	5/16"

All parts are 8' Length unless otherwise indicated

*In Stock in BLACK ANODIZED

XWF



All measurements are nominal

ITEM ID	A	B
XWF78	1-1/4"	7/8"
XWF114	1-3/4"	1-1/4"
XWF112	1-1/4"	1-1/2"
XWF158	1-1/4"	1-5/8"
XWF2	2"	2"

All parts are 10' Length unless otherwise indicated

*In Stock in BLACK ANODIZED

DESIGN FEATURES

Provides an easy to install and long-lasting method of minimizing water penetration. Used over window trim, band boards, panel intersections, and material transitions.

MATERIAL

6063-T5 .045 " \pm .005 extruded aluminum alloy with proprietary coating that protects against harsh weather conditions and allows for paint adhesion. For all other finish options refer to page 20.

NOTE

Do not install XtremeTrim® Window Flashing on horizontal applications where the exterior flange can catch/hold water.




DESIGN FEATURES

Concrete T-Astragal Drip extrusions act as an integral concrete form; typical applications are the edge conditions of balconies and breezeways. The aluminum surface gives a quality aesthetic, the material is excellent against corrosion, and different finish options allow for design flexibility

MATERIAL


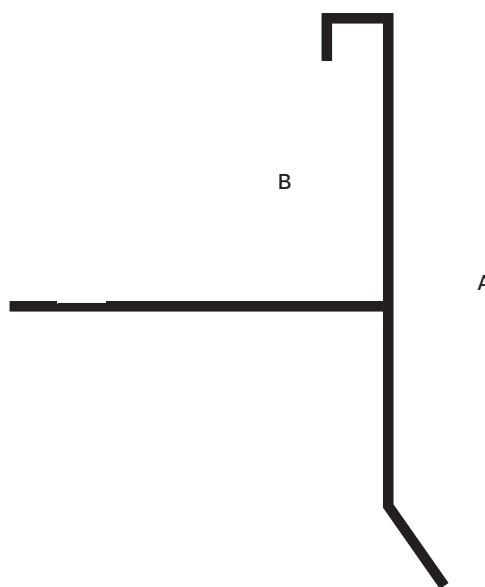
6063-T5 .050" ± .005 extruded aluminum alloy with proprietary coating that protects against harsh weather conditions and allows for paint adhesion. For all other finish options refer to page 20.




All measurements are nominal

ITEM ID	A	B
TBD3	3"	1-1/2"
TBD35	3-1/2"	2"

All parts are 10' Length unless otherwise indicated



TBF

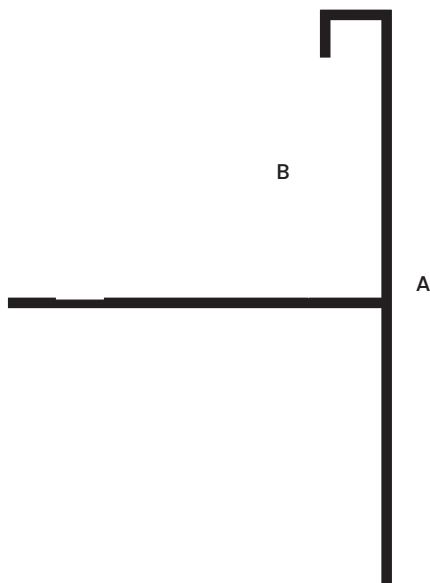


DESIGN FEATURES

Concrete T-Astragal Flush extrusions act as an integral concrete form; typical applications are the edge conditions of balconies and breezeways. The aluminum surface gives a quality aesthetic, the material is excellent against corrosion, and different finish options allow for design flexibility

MATERIAL

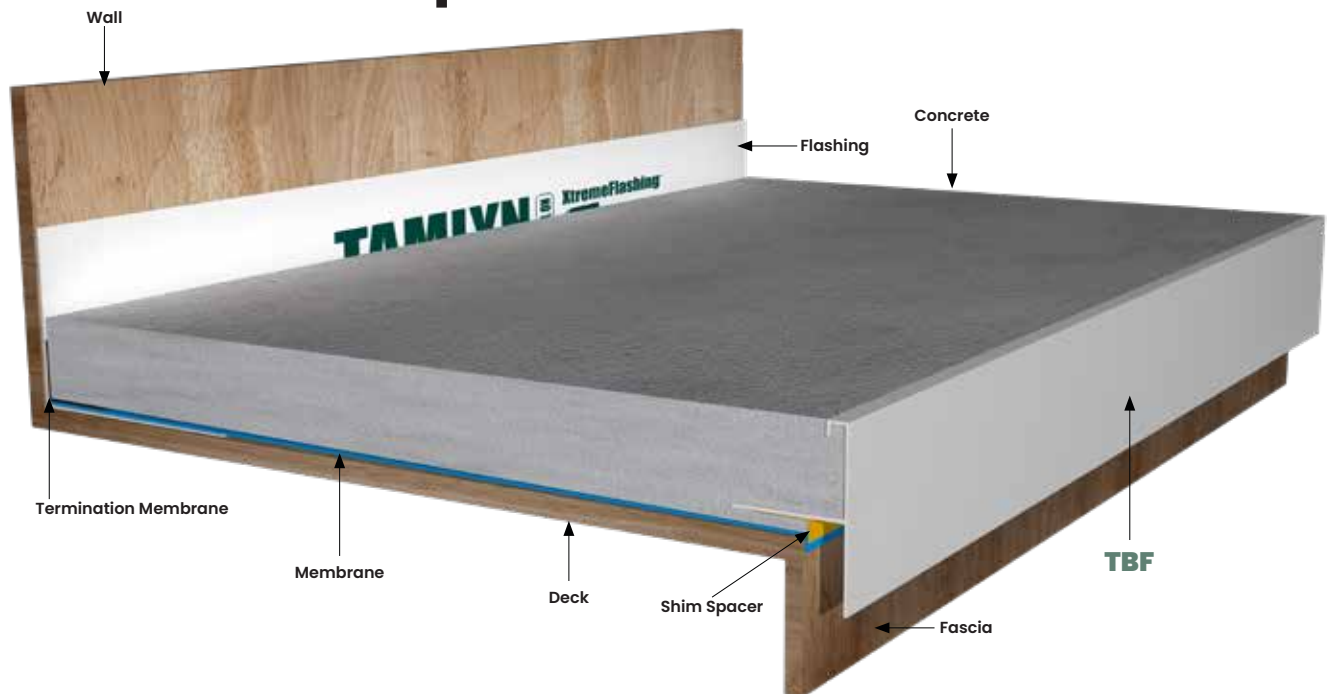
6063-T5 .050" ± .005 extruded aluminum alloy with proprietary coating that protects against harsh weather conditions and allows for paint adhesion. For all other finish options refer to page 20.




All measurements are nominal

ITEM ID	A	B
TBF3	3"	1-1/2"
TBF35	3-1/2"	2"

All parts are 10' Length unless otherwise indicated




SPECIAL ORDER ITEMS




VERTICAL BATTEN REVEAL | RVBN

Unique design duplicates the look of a wood batten without the maintenance headaches while serving as a rust proof flashing between vertical siding. Design does not protrude beyond panel.



VERTICAL BOARD REVEAL | RVB

Design creates a broad vertical accent between siding panels while not protruding beyond the plane of the facade.




HORIZONTAL BOARD REVEAL | RHB

Design creates a broad horizontal accent within the plane of the wall without protruding beyond. Patented retention leg on the back prevents flexing with expansion. **US Patent #6,018,924**



1 X 2 BOARD OUTSIDE CORNER | XOC12

An outside corner that replicates a 1" x 2" for Board and Batten or Lap.



VERTICAL BOX T MOLD | TMB

Vertical Box T Mold serves as a wider, distinct joint between panels.



GREEN BAY, WI

551 Packerland Dr.

1-920-499-2117

Email:

woolfgb@woolfdistributing.com

Orders:

order-gb@woolfdistributing.com

PEORIA, IL

515 South Maxwell Rd.

1-309-697-1760

Email:

woolfpe@woolfdistributing.com

Orders:

order-pe@woolfdistributing.com

WOODSTOCK, IL

1625 West Lake Shore Dr.

woolf-ws@woolfdistributing.com

Building Materials: **1-815-477-9680**

order-ws@woolfdistributing.com

Millwork: **1-815-356-0438**

order-mw@woolfdistributing.com

Commercial: **1-815-527-9288**

commercialdoors@woolfdistributing.com