




GreenGuard® Applications

SINGLE FAMILY HOUSING



GreenGuard® Single Family Housing Applications

There is a really good reason that homes all over the country are taking on a brilliant green color before the cladding goes on. Whatever the climate, whatever the construction method, if the design calls for energy efficiency, moisture management, resident comfort and durability, the sensible choice is *Kingspan GreenGuard®*. Water and air infiltration are the opposing forces to building performance and longevity. *Kingspan GreenGuard®* systems are the tools to control water and air infiltration, reduce energy loss and prevent damage to the structure.

DRAINAGE WEATHER BARRIER

Kingspan GreenGuard® RainDrop® 3D Building Wrap and *Kingspan GreenGuard®* DC14 Drainage Mat provide drainage channels to allow water to drain from between the exterior cladding and wall structure, protecting against moisture intrusion.



WEATHER BARRIER

Kingspan GreenGuard® HPW™ Building Wraps provides advanced moisture management. It has a non-woven construction, and is a water-resistive barrier that breathes to allow moisture vapor to escape.



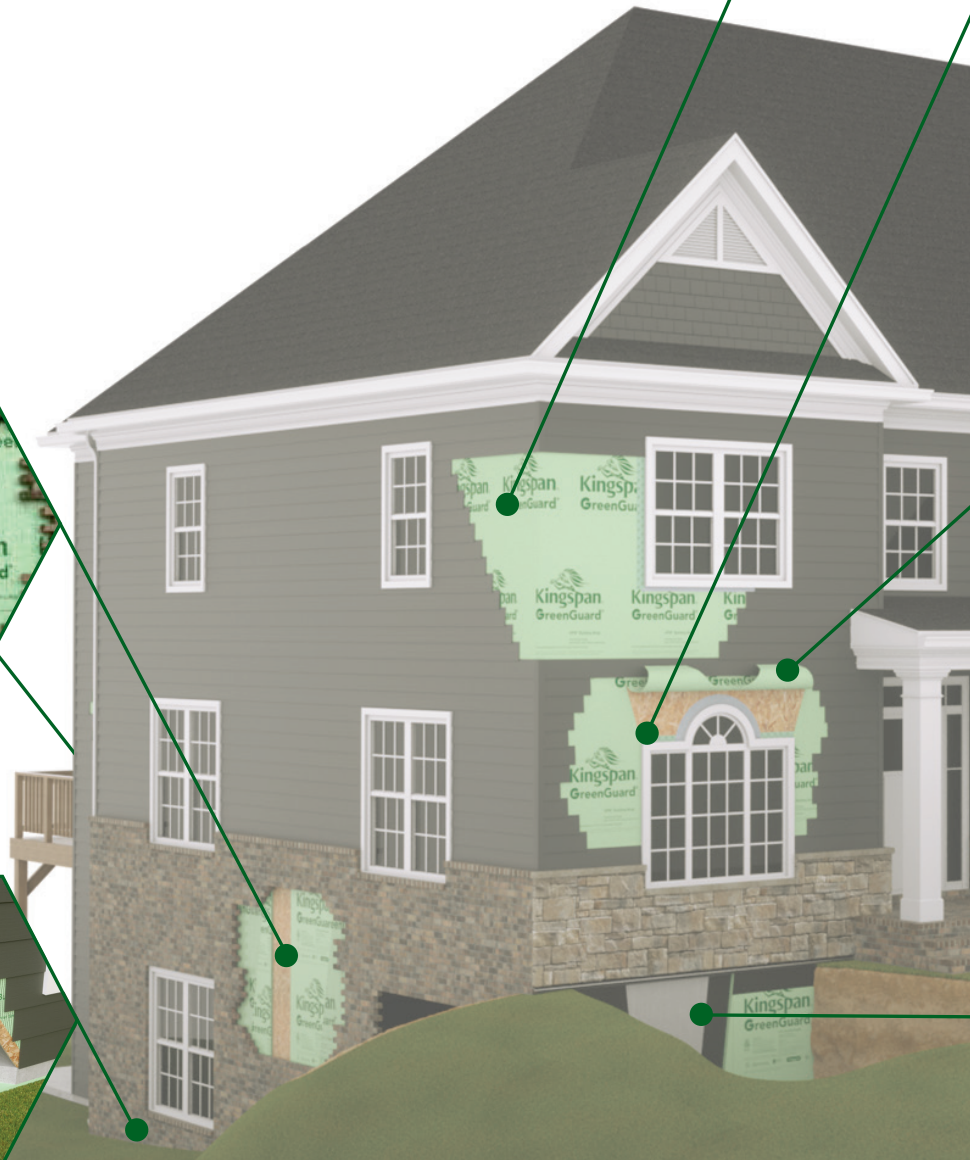

CONTINUOUS INSULATION (Ci)

Kingspan GreenGuard® XPS Insulation Board, with its moisture resistance and R-value of 5 per inch of thickness, is an ideal choice for Continuous Insulation all around the structure to help reduce thermal bridging.



UNDER SLAB

Kingspan GreenGuard® XPS Insulation Board, can be used under slab / edge perimeter to help maintain a warm floor, compatible with hydronic heat systems.



ENERGY EFFICIENCY



MOISTURE MANAGEMENT



DRAINAGE



BUTYL FLASHING



Kingspan GreenGuard® Butyl Flashing is a self-adhering flashing membrane comprising a polyolefin film with a butyl adhesive. It is available in straight or stretchable alternatives.

MOISTURE MANAGEMENT



Blocking water intrusion around windows and doors is a must for preventing wall damage due to moisture from the exterior. Properly installed *Kingspan GreenGuard® Flashings* help deflect water that would otherwise enter the wall.

DRAINAGE



Siding and masonry veneers fit tightly to the wall creating a tendency to hold in place water that passes through the exterior cladding. Providing a means for water to escape, similar to the air-space / weep holes process of brick walls, is the logical means of eliminating the problem. *Kingspan GreenGuard® DC14 Drainage Mat* has drainage channels on both sides to allow for drainage and drying in rainscreen wall assemblies.

BELOW GRADE EXTERIOR AND INTERIOR



Continuous Insulation is an effective method for energy efficiency and a prescriptive method to meet the latest energy codes. It works as a thermal barrier over sheathing, foundation exterior, inside basement walls and below basement slabs in retrofit or new build applications.

Kingspan Insulation LLC believes the information and recommendations herein to be accurate and reliable. However, since use conditions are not within its control, Kingspan Insulation LLC does not guarantee results from use of such products or other information herein and disclaims all liability from any resulting damage or loss. No warranty, express or implied, is given as to the merchantability, fitness for particular purpose, or otherwise with respect to the products referred to.

For more information on specific building product recommendations and product data, contact your Kingspan Insulation LLC representative.

For the most current installation guidelines and compliance information go to www.kingspaninsulation.us.



GREEN BAY, WI

551 Packerland Dr.

1-920-499-2117

Email:

woolfgb@woolfdistributing.com

Orders:

order-gb@woolfdistributing.com

PEORIA, IL

515 South Maxwell Rd.

1-309-697-1760

Email:

woolfpe@woolfdistributing.com

Orders:

order-pe@woolfdistributing.com

WOODSTOCK, IL

1625 West Lake Shore Dr.

woolf-ws@woolfdistributing.com

Building Materials: **1-815-477-9680**

order-ws@woolfdistributing.com

Millwork: **1-815-356-0438**

order-mw@woolfdistributing.com

Commercial: **1-815-527-9288**

commercialdoors@woolfdistributing.com