

feeney®  AWNINGS



Stationary Awnings for Doors and Windows



ICON AWNING

Feeney's line of high-quality stationary awnings are designed to provide maximum protection in a wide variety of climates, while providing customers with a beautiful exterior accent.

Key features

- Durable, powder coated finishes adhere to **AAMA-2604 coating specifications** for superior color retention, impact resistance and weather protection
- Engineered to withstand **high snow/wind loads of up to 35.5 psf**
- Strong polycarbonate **UV two sided** panels for high levels of protection from the elements
- Modular design gives customers the opportunity to select the components they need for their specific project
- Features a **built-in rain gutter**
- Awning is **fully assembled** for easy installation
- **Class 4 impact rated** (ANSI/FM 4473) - the industry's highest hail test standard




STEP

1

Choose a style

Use a base kit to start your awning project and add on extensions as needed. Awnings are available in two design.

ICON® BASE KIT



ERA® BASE KIT



STEP

2

Select options

POLYCARBONATE PANEL OPTIONS



CLEAR



TEXTURED



GRAY TINT

FRAME COLOR OPTIONS

Durable, powder coated finishes adhere to AAMA-2604 coating specifications for superior color retention, impact resistance, and weather protection.



BLACK

TEXTURED BLACK

BRONZE

SILVER

BRIGHT WHITE



ERA AWNING

STEP

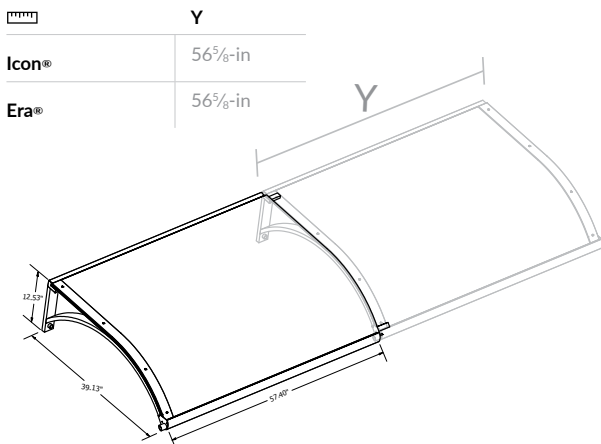
3

Extend coverage

EXTENSION KIT

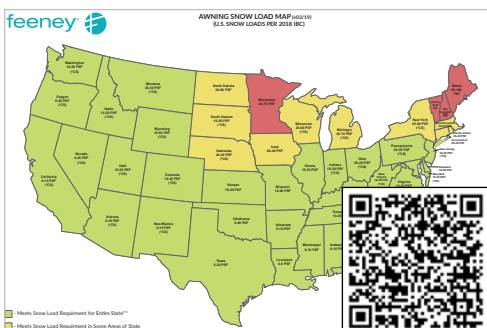
Increase your awning with one or more extension kits.

KIT DIMENSIONS



PROTECTION FROM WIND AND SNOW

Feeney Awnings are engineered to withstand high snow/wind loads of up to 35.5 psf. Click the QR code below to check your area on our snow load map:



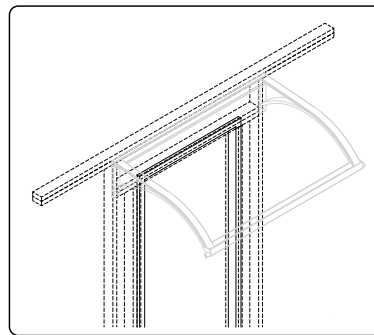
STEP

4

Easy Installation

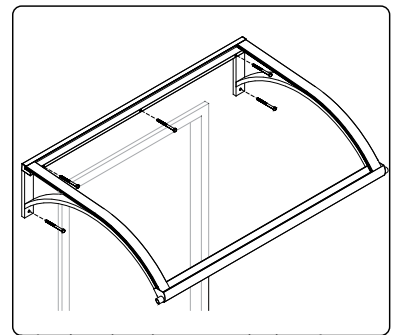
Use a base kit to start your awning project and add on extensions as needed. Awnings are available in two design.

1 POSITION AND PRE-DRILL



Determine location of awning on wall, and ensure blocking or structure exists at the attachment points. Pre-drill at mounting hole locations, based on specific fastener requirements.

2 ATTACH AND SEAL



Attach awning using necessary hardware for mounting substrate. Use weatherproof sealant between awning and mounting surface, and along top and side joints.

AWNINGS WITH IMPACT



We put our Awnings to an extreme test to prove their exceptional durability.

Click the QR code to watch the video!

THE FEENEY FAMILY OF PRODUCTS
CableRail • DesignRail®
Awning Kits • Architectural Rods • Trellis Kits

FEENEY IS A PROUD MEMBER OF



AIA
Continuing
Education
Provider

AMERICAN
SOCIETY OF
INTERIOR
DESIGNERS



NOMMA
NATIONAL ORNAMENTAL & MINORILLAMENTS METALS ASSOCIATION
EXECUTIVE BOARD



Leading
Suppliers Council



Reorder # 16701 Version Date 06/24


WOOLF DISTRIBUTING
www.woolfdistributing.com

GREEN BAY, WI
551 Packerland Dr.
1-920-499-2117
Email:
woolfgb@woolfdistributing.com
Orders:
order-gb@woolfdistributing.com

PEORIA, IL
515 South Maxwell Rd.
1-309-697-1760
Email:
woolfpe@woolfdistributing.com
Orders:
order-pe@woolfdistributing.com

WOODSTOCK, IL
1625 West Lake Shore Dr.
woolf-ws@woolfdistributing.com
Building Materials: **1-815-477-9680**
order-ws@woolfdistributing.com
Millwork: **1-815-356-0438**
order-mw@woolfdistributing.com
Commercial: **1-815-527-9288**
commercialdoors@woolfdistributing.com