


# SIMPLIFIED Iron Installation with...

Before



After



With IronPro accessories, you can enjoy a beautiful iron balustrade installed in 1/3 of the time of a typical installation. The combination of wood handrail, wood newels and iron balusters will match most any décor and can add value to your home. IronPro is secured

to the handrail, treads and kneewall utilizing high quality, self-drilling screws or bolts. It's ideal for remodeling too!


View IronPro  
Video...

Get the free mobile app  
for your phone  
<http://gettag.mobi>




## Finished Look:

Open Tread  
Top Connection



Kneewall Stair  
Top Connection



Open Tread  
Bottom Connection



Kneewall Stair  
Bottom Connection

### Full Flexibility

- Adjusts to up to 45° angle of ascent
- Open Tread and Kneewall Stairways

### Unsurpassed Durability

- Balusters are screwed into place

### Simple Installation

- No holes to drill for most applications
- All cuts are concealed at each joint

### Elegant Look

- Unique and sophisticated attachment hardware

## IronPro™ Iron Baluster Fasteners

*IronPro™* does not require high-skilled and expensive labor! You can install it yourself in less time than traditional iron balustrades.

## The installation process is fast & simple...

- 1 Cut the wood baluster and remove. (For remodel only)




- 2 Attach the IronPro Fasteners using the provided hardware.



- 3 Measure and cut the iron balusters.



- 4 Insert the iron baluster, pivot, and swing into position.



- 5 Align the assembly and screw into place. Tighten set screws.



Detailed instructions are available at [www.LJSmith.com](http://www.LJSmith.com)

**Important:** When replacing wood balusters with iron balusters, be sure to check your local building codes for compliance.  
**For Interior Use Only.**



## What does your stairway look like?



Open Tread



Kneewall

Now you can begin selecting *IronPro*™ components for your stairway.

## How to Select IronPro™ Components ...

IronPro™ is for use with  
1/2" iron balusters

### Open Tread Stairway

Select one *IronPro*™ **Level Kit** (LI-PROLVL) for each baluster you plan to install. This kit includes the items to the right.



### Kneewall Stairway

Select one *IronPro*™ **Kneewall Kit** (LI-PROKNE) for each baluster you plan to install. This kit includes the items to the right.



### Level Sections (if applicable)

Select one *IronPro*™ **Level Kit** for each baluster you plan to install on level sections. This is the same packet as is used for an Open Tread Stairway (above). A **Kneewall Kit** can be used on level sections, if preferred.

## Optional Products Available ...

Used when replacing wood  
balusters with IronPro™

### Universal Cover Plate

Select one metal **Universal Cover Plate** (LI-PROPLT1) for each 1 1/4" or 1 3/4" wood baluster replacement on open treads or level sections when using the Base Collar & Threaded Disc, or on a kneewall when using the Round Socket.



1 1/4" x 2 13/16"

### Rectangular Socket Cover Plate

Select one metal **Rectangular Socket Cover Plate** (LI-PROPLT2) for each 1 1/4" or 1 3/4" wood baluster replacement on a kneewall when using the rectangular socket.



1 1/8" x 3 13/16"

Fillet - Used when the spacing of the balusters change in the handrail or shoerail



**LJ-6000F Fillet** for 1 1/4" plowed handrail and/or shoerail...



**LJ-6007 Fillet** for 1 3/4" plowed handrail and/or shoerail...



Fillet is also used under non-plowed rail when the spacing of the balusters will change.



For detailed instructions,  
visit [www.LJSmith.com](http://www.LJSmith.com)




35280 Scio-Bowerston Road • Bowerston, OH 44695  
(740) 269-2221 • Fax (740) 269-9047

Form No: LJ-0112 IRONPRO

© 2012 L.J. Smith, Inc.

*IronPro*™  
Iron Baluster Fasteners


Patent Pending



### Level Kit



### Kneewall Kit



*L.J. Smith*®  
Stair Systems



#### **GREEN BAY, WI**

551 Packerland Dr.

**1-920-499-2117**

Email:

woolfgb@woolfdistributing.com

Orders:

order-gb@woolfdistributing.com

#### **PEORIA, IL**

515 South Maxwell Rd.

**1-309-697-1760**

Email:

woolfpe@woolfdistributing.com

Orders:

order-pe@woolfdistributing.com

#### **WOODSTOCK, IL**

1625 West Lake Shore Dr.

woolf-ws@woolfdistributing.com

Building Materials: **1-815-477-9680**

order-ws@woolfdistributing.com

Millwork: **1-815-356-0438**

order-mw@woolfdistributing.com

Commercial: **1-815-527-9288**

commercialdoors@woolfdistributing.com