

SECURITY PRODUCTS



home

Help protect what matters.



www.LARSONdoors.com

Security

A complete line of security products to help protect your home and family.

LARSON® security products offer security and curb appeal in one product.



Platinum
COLLECTION

Platinum Collection Doors

The ultimate in storm door technology with a sleek profile, enhanced security and easy installation. Available with a laminated security shield or with the Dominator™ screen.

Guardzman Collection Doors

Heavy-duty steel security doors are built to last and feature a welded tubular steel frame with durable hinges and reinforced lock box. Available in five unique styles.



Guardzman
COLLECTION




Relax, you got this.



The fast install.

No experience necessary with our pre-assembled doors. Simply add your QuickFit™ handleset, place the frame on the opening, and secure in minutes.*



Security where it counts.

Multi-point locking system secures door in three places for extra protection.



See what's hidden.

Sleek built-in hidden closer with Click&Hold™ keeps the door open.



Protect against the elements.

Triple weatherstrip to help protect your home and entry door from harsh weather.

Platinum Collection


The Platinum Collection offers a one-of-a-kind blend of technology and luxury with added security features and improved operation, including a multi-point locking system and a built-in hidden closer. Backed by a Break-In Protection Warranty.



Platinum **SG** 449-04 Secure Glass

Dominator™ Secure Glass

Inner shield between two glass panels to help prevent break-ins. Includes Break-In Protection Warranty.





Platinum **SCR** 450-18 Secure Screen

Dominator™ Secure Screen

Dominator .032" stainless steel mesh is tested to withstand 1,000 lbs. of force to help prevent break-ins.* Includes Break-In Protection Warranty.






*Stainless steel wire mesh tested to withstand 1,000 lbs. per lineal in. of force.
Note: See your LARSON seller or visit larsondoors.com for details on limited warranties and exclusions.



Finish your door.

QuickFit™ Handleset **sold separately and required** to operate built-in deadbolt on Platinum Collection doors.



	Sizes			
Platinum SG Secure Glass	32" x 81" 36" x 81"			Pre-assembled: Specify Left-Hinge or Right-Hinge as viewed from outside.
Platinum SCR Secure Screen	Custom Sizes Available	Left-Hinge (Right-Hand) Outswing	Right-Hinge (Left-Hand) Outswing	




Guardsman **Collection**

Security Storm Doors




**Durable
construction.**

Welded tubular steel frame
for superior strength.



Reliable features.

Anti-removal vault pin for
reinforced protection.



Secure design.

Heavy-duty 7" hinges
for a secure mount.


Guardsman **Collection**

The Guardsman Collection features a 3-piece tempered safety glass system, pneumatic closer and wind chain.

Round Tops available in Courtyard and Fullview styles.



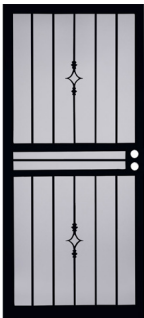
Courtyard
92020



Garden View
92021



Geneva
92024



Soho
92036

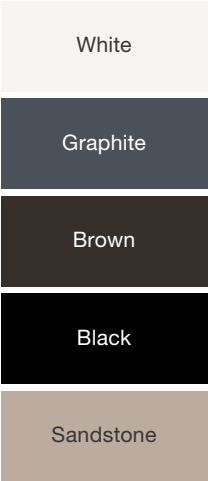


El Dorado
92028

Sizes	32" x 81" & 36" x 81"
Options	Custom Sizes, Custom Lock Box Location
	Double Doors, Half Insect Screen

Note: See your LARSON seller or visit larsondoors.com for details on limited warranties and exclusions.

Interchangeable insect screen available for seasonal venting. Sold Separately.



Features

- 2" welded steel core.
- Baked-on finish.
- Anti-removal vault pin and lock pick plate.
- Recessed mount installation.



Provide your own hardware.

Look for hardware with a 2-3/8" backset and 2-1/8" hole diameter. Select the same keying as your entry door for convenient entry.

Folding Security Gate

- Sturdy construction.
- Baked-on black finish.
- Reinforced rivets.
- Hinged to swing out.
- Accepts padlocks (not included).

Size	Color
Width: 12" to 52" Height: 79"	Black

Model
Shown:
915-48



A complete line of

SECURITY

doors to help protect
your home and family.

Measure the Opening

Determine the type of opening you have
to select the required installation method.
Scan the code to see how to measure.

Scan Here



Platinum Collection

The rails mount directly to the face
of the exterior brickmold and require
a 3/4" wide mounting surface.

Scan Here

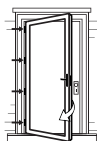


Security Storm Doors

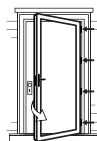
The rails mount inside the
opening and require a 1" wide
by 1" deep mounting surface.

Specify hinge side.

Doors are pre-hung with
a hinge-side mounting
rail attached to the door
frame. Indicate left-hinge
or right-hinge application
when ordering.



Left-Hinge
(Right-Hand)
Outswing



Right-Hinge
(Left-Hand)
Outswing

LARSON reserves the right to alter or discontinue any model, specification, warranty or price without notice. Product finish colors are approximate; actual finish colors may vary.

©2023 Larson Manufacturing Company. All rights reserved. LARSON and the Larson logo are trademarks of Larson Manufacturing Company. Registered trademarks are registered in the U.S. and may be registered internationally. Larson Manufacturing Company is an operating company of Fortune Brands Innovations, Inc. 0951857 Rev 02/23



WOOLF DISTRIBUTING

www.woolfdistributing.com

GREEN BAY, WI

551 Packerland Dr.

1-920-499-2117

Email:

woolfgb@woolfdistributing.com

Orders:

order-gb@woolfdistributing.com

PEORIA, IL

515 South Maxwell Rd.

1-309-697-1760

Email:

woolfpe@woolfdistributing.com

Orders:

order-pe@woolfdistributing.com

WOODSTOCK, IL

1625 West Lake Shore Dr.

woolf-ws@woolfdistributing.com

Building Materials: **1-815-477-9680**

order-ws@woolfdistributing.com

Millwork: **1-815-356-0438**

order-mw@woolfdistributing.com

Commercial: **1-815-527-9288**

commercialdoors@woolfdistributing.com