


RediFlex Profile

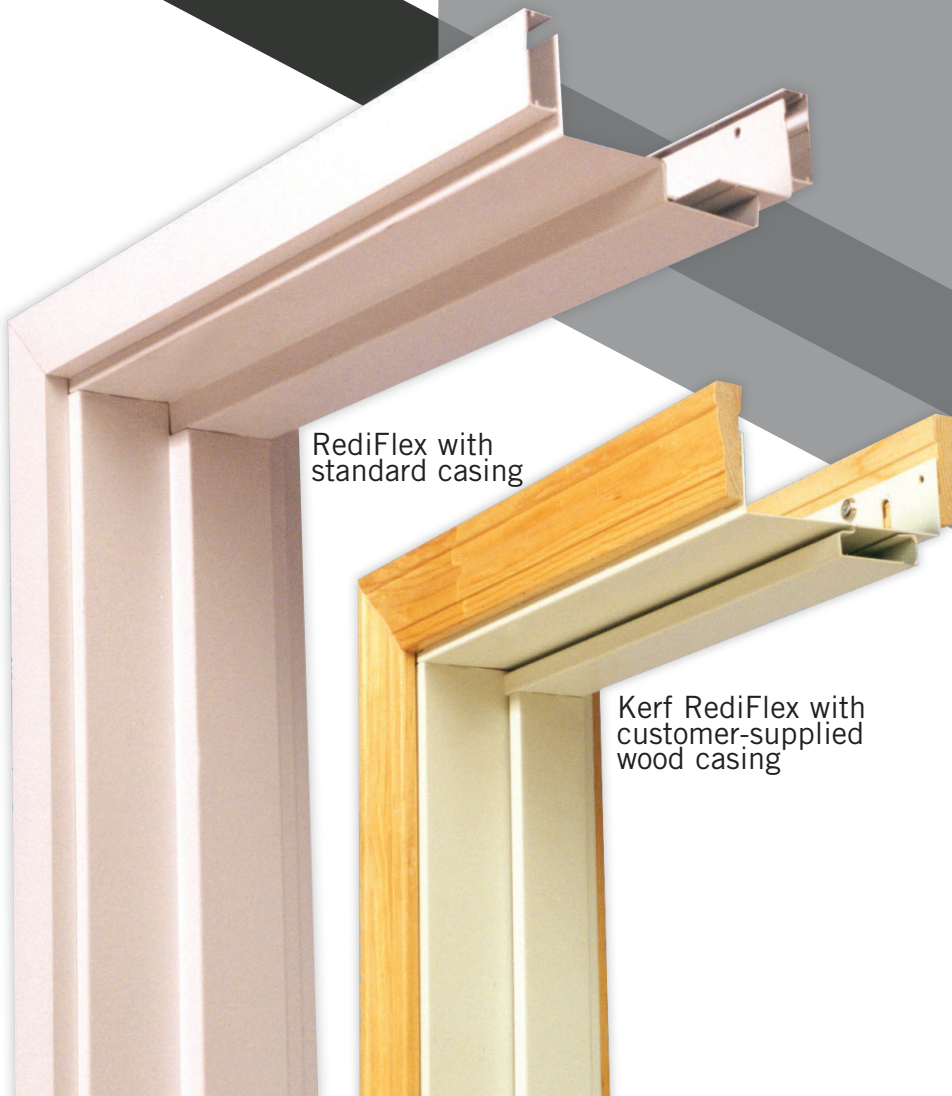


Kerf RediFlex Profile

RediFlex Adjustable Frame

RediFlex® is an adjustable throat steel door frame designed for interior and exterior applications where varying wall sizes must be accommodated and for prehanging. Residential or light commercial, new or remodeling construction.

The Kerf profile option for RediFlex® is an adjustable throat steel door frame designed for prehang applications. Residential or light commercial, new or remodeling construction, the applications for RediFlex® are endless.



RediFlex with
standard casing

Kerf RediFlex with
customer-supplied
wood casing

Standard RediFlex® and Kerf RediFlex® Options:

MATERIAL: 18 gauge (standard) and 20 gauge Cold-Rolled Steel per ASTM A1008M-16 steel or 16, 18, or 20 gauge A40 Galvanneal

PROFILE: Standard double rabbet

STANDARD REDIFLEX DOOR THICKNESS: For use with 1-3/8" or 1-3/4" thickness doors (steel or wood)

KERF REDIFLEX DOOR THICKNESS: For use with 1-3/4" thickness doors (steel or wood)

STANDARD REDIFLEX WALL SIZE: 4" to 12-1/4" (1-1/4" adjustments) to accommodate non-standard wall sizes

KERF REDIFLEX WALL SIZE: 4" to 12-1/4" (1" adjustments) to accommodate non-standard wall sizes

STOP HEIGHT: 5/8"

HINGE REINFORCEMENTS: Prepared with three 3-1/2", 4", 4-1/2" standard weight 14 gauge hinge reinforcements or 10 gauge or 4-1/2" and 5" heavyweight hinge reinforcements

STRIKE PREP: Embossed 12 gauge 2-3/4" T-Strike Prep

CASING: Standard casing is 22 gauge cold-rolled steel per ASTM A1008M-16

FINISHING: Prefinished in eight standard colors

FIRE RATING: Embossed or Mylar up to 90 minutes neutral and positive pressure fire label; wood or stud steel wall constructions. See page 12 for more information.



REDIFLEX

1101 Technology Drive | Dothan, Alabama 36303
800.633.7553 | 334.794.9184 fax
 www.dunbarton.com | sales@dunbarton.com



Other Options

- Special hinge or strike location
- Non-standard wall size
- 2-3/4" Deadbolt strike (1-3/4" doors)
- 2-1/4" Full lip strike (1-3/4" doors)
- Heavy Duty hinges available

**Test results available upon request.*


RediFlex® Installation Procedure



REDIFLEX® INSTALLATION
Assemble base unit consisting of base header and uprights, threshold, and door. Rotate base unit into the opening.



Install frame closure pieces after setting clearances. Attach to wall using recommended fasteners.



Apply wood casing using the vision slots on the frame. Standard Steel, aluminum or S56 steel is applied same as Rediframe® with appropriate clip system.

Strike Preps



1-3/8" Door Adj. T-Strike



1-3/4" Door Adj. T-Strike



Deadbolt Strike



ASA Adjustable (Patented)
Embossed Tabs to maintain correct adjustment; widened screw hole allows for strike plate movement.



Universal Hinge Prep



3-1/2" Radius Hinge Prep



4" Radius Hinge Prep



4-1/2" Hinge Prep

Hinge Prep Specifications

Size	Type	RF	Kerf RF	Product RFX	Kerf RFX
3-1/2"	1/4" Radius Corner (1-3/8" door)	■	—	■	—
3-1/2"	5/8" Radius Corner (1-3/8" door)	■*	—	■	—
4"	1/4" Radius Corner	■	■	■	■
4"	5/8" Radius UHP*	■*	■*	■*	■*
4-1/2"	Square Corner (.134) Std. Weight	■	■	■	■
4-1/2"	Square Corner (.180) Heavy Weight	■**	■**	■**	■**
5"	Square Corner (.190) Heavy Weight	■**	■**	■**	■**

*UHP = Universal Hinge Prep; Adapts to Pease, Taylor, Therma Tru, Masonite, and standard template hinge patterns.

Strike Prep Specifications

Size	Type	RF	Kerf RF	Product RFX	Kerf RFX
1-1/4" x 2-3/4"	"T" Strike Emboss (1-3/8" door)	■	—	■	—
1-1/4" x 2-3/4"	"T" Strike Emboss (1-3/4" door)	■	■	■	■
1-1/4" x 4-7/8"	"ASA" Adjustable Strike Emboss (1-3/4" door)	■*	■*	■*	■*
1-3/8" x 2-3/4"	Deadbolt Strike Emboss (1-3/4" door)	■*	■*	■*	■*
1-1/2" x 2-1/4"	Full Lip Strike (1-3/4" door)	■*	■*	■*	■*

* = Option / NC ** = Option / Upcharge

Thresholds

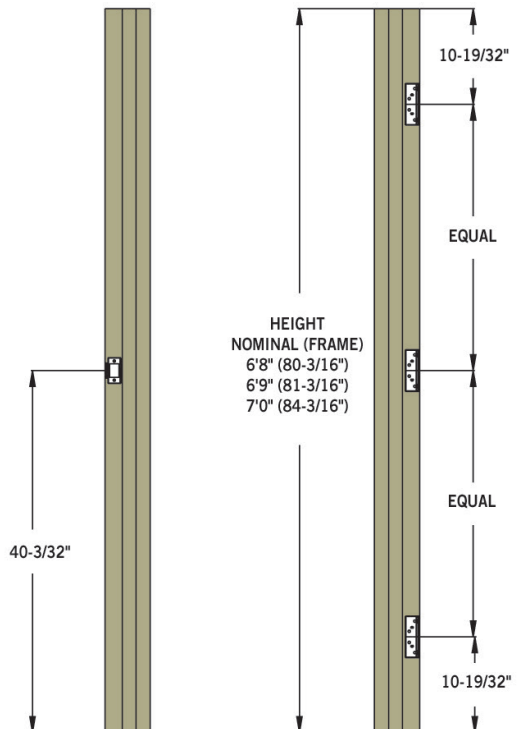
Dunbarton has four standard styles with two extenders for the fixed inswing, with other options available. Frame height can be adjusted to accommodate the threshold height with a standard undercut door. Sweep height must be considered when determining the frame height, door height, and threshold height.

For full options, see your Dunbarton salesperson, or the Dunbarton website.



Hinge and Strike Locations

4-1/2" hinges, 2-3/4" "T" Strike or 4-7/8" ASA Strike



Hinge & Strike Locations



REDIFLEX

1101 Technology Drive | Dothan, Alabama 36303
800.633.7553 | 334.794.9184 fax
www.dunbarton.com | sales@dunbarton.com



Scan to go directly to
RediFrame | RediFlex
product webpage!



WOOLF DISTRIBUTING

www.woolfdistributing.com

GREEN BAY, WI

551 Packerland Dr.

1-920-499-2117

Email:

woolfgb@woolfdistributing.com

Orders:

order-gb@woolfdistributing.com

PEORIA, IL

515 South Maxwell Rd.

1-309-697-1760

Email:

woolfpe@woolfdistributing.com

Orders:

order-pe@woolfdistributing.com

WOODSTOCK, IL

1625 West Lake Shore Dr.

woolf-ws@woolfdistributing.com

Building Materials: **1-815-477-9680**

order-ws@woolfdistributing.com

Millwork: **1-815-356-0438**

order-mw@woolfdistributing.com

Commercial: **1-815-527-9288**

commercialdoors@woolfdistributing.com