



Bain Marie Hot Cupboard

Mobile - A-Frame Gantry - Heat Lamps



Product Information:

- Unit comes complete with CH.BMHP.U bain marie hot cupboard plus island bench top and A-frame heated gantry fully fitted and wired. Gantry is welded to bench top
- Adjustable digital temperature controller allows food to be held between +65°C to +90°C (food must be heated above 65°C before being placed in the bain marie or hot cupboard)
- Wet or dry operation to bain marie (temperature varies greatly when run dry, should not be left unattended for long periods of time)
- Hot cupboard features a fan forced heating system which offers energy efficiency, faster heat up times and even heat distribution
- Ready for connection to hot water inlet and waste with all valves supplied and fitted
- Bain marie suits gastronorm pans up to 150mm deep (sold separately)
- Gantry constructed from 304 grade stainless steel with a No.4 finish and 6mm toughened glass ends
- Overhead Quartz IR heat lamps provide heat and illumination to the product below
- Individual On/Off switches to operate bain marie and overhead gantry heat lamps
- Front glass, sliding doors and sneeze guards can be either added as optional extras at the time of order and fitted in factory or ordered at a separate date for easy fitting by customer
- Stainless steel work shelf fitted to fold down brackets can be added as an optional extra at the time of ordering. This item is factory fitted at the time of manufacture.

Product Code:

CH	Culinaire Heated
BMH	Bain Marie Hot Cupboard
I	Island
GA	A-Frame Gantry
7	7 Modules

Optional Extras:

Front Glass	CA.GAF.7
Sliding Doors	CA.GAD.7
Sneeze Guard	CA.GAS.7
Radius Well	
Add R to code (If required, must be nominated at time of order)	CH.BMH.R.GA.7

Left Hand Controls

Add .L to code	CH.BMH.L.GA.7
	CH.BMH.R.L.GA.7

Work Shelf

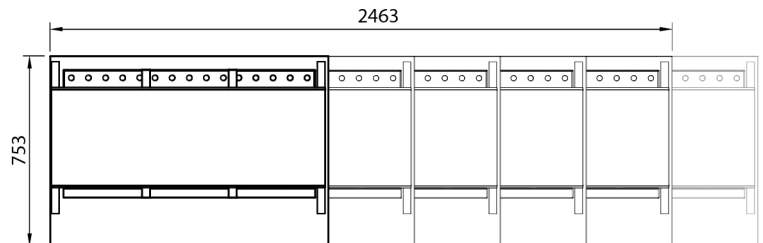
CA.WS.7

Accessories:

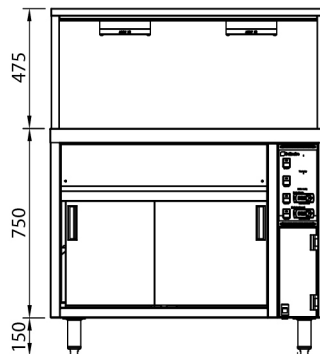
Cross Pan Dividers	
To suit smaller GN pans	CA.PXS

Technical Data:

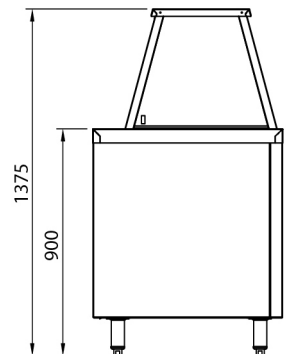
Dimensions: W x D x H:	2463 x 753 x 1375
Total Connected Load:	10.3kW
Electrical Connection:	240V 3Ø + N + E
Water Connection:	15mm
Waste Connection:	50mm



Plan View



Front Elevation



End Elevation

121 - Connections

All Culinaire products are supplied with a 12 month parts and labour warranty as standard.

Due to continuous product research and development, the information contained herein is subject to change without notice.

Revision: September 2, 2020 - A

