



Bain Marie Hot Cupboard

Island - 2-Tier Gantry - Heat Lamps Bottom Shelf



Product Information:

- Unit comes complete with CH.BMH.U bain marie hot cupboard plus island bench top and 2 tier overhead heated gantry fully fitted and wired. Gantry is welded to bench top
- Adjustable digital temperature controller allows food to be held between +65°C to +90°C (food must be heated above 65°C before being placed in the bain marie or hot cupboard)
- Wet or dry operation to bain marie (temperature varies greatly when run dry, should not be left unattended for long periods of time)
- Hot cupboard features a fan forced heating system which offers energy efficiency, faster heat up times and even heat distribution
- Ready for connection to hot water inlet and waste with all valves supplied and fitted
- Bain marie suits gastronorm pans up to 150mm deep (sold separately)
- Gantry constructed from 304 grade stainless steel with a No.4 finish
- 2 tier overhead gantry comes in either single heated (GDB - heat lamps to bottom level) or double heated (GDD - heat lamps to top and bottom levels)
- Overhead Quartz IR heat lamps provide heat and illumination to the product below
- Individual On/Off switches to operate bain marie and overhead gantry heat lamps
- Stainless steel work shelf fitted to fold down brackets can be added as an optional extra at the time of ordering. This item is required to be factory fitted.

Product Code:

CH	Culinaire Heated
BMH	Bain Marie Hot Cupboard
I	Island
GDB	Double Shelf Gantry - Bottom Tier Heated
3	3 Modules

Optional Extras:

Radius Well
 Add **R** to code
 (If required, must be nominated at time of order)
 CH.BMH.R.GDB.3

Add **.L** to code
 (If required, must be nominated at time of order)
 CH.BMH.L.GDB.3
 CH.BMH.R.L.GDB.3

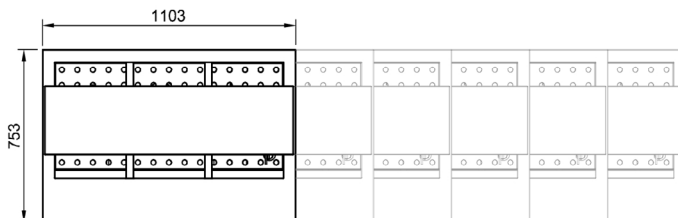
Work Shelf **CA.WS.3**

Accessories:

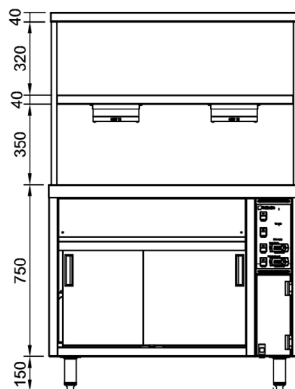
Cross Pan Dividers
 To suit smaller GN pans **CA.PXS**

Technical Data:

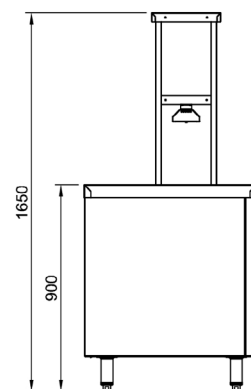
Dimensions: W x D x H:	1103 x 753 x 1650
Total Connected Load:	4.65kW
Electrical Connection:	240V 1Ø + N + E
Water Connection:	15mm
Waste Connection:	50mm



Plan View



Front Elevation



End Elevation

121 - Connections

All Culinaire products are supplied with a 12 month parts and labour warranty as standard.

Due to continuous product research and development, the information contained herein is subject to change without notice.

Revision: September 2, 2020 - A

