



# Bain Marie Hot Cupboard

## Island - 2-Tier Gantry - Heat Lamps Bottom Shelf



### Product Information:

- Unit comes complete with CH.BMH.U bain marie hot cupboard plus island bench top and 2 tier overhead heated gantry fully fitted and wired. Gantry is welded to bench top
- Adjustable digital temperature controller allows food to be held between +65°C to +90°C (food must be heated above 65°C before being placed in the bain marie or hot cupboard)
- Wet or dry operation to bain marie (temperature varies greatly when run dry, should not be left unattended for long periods of time)
- Hot cupboard features a fan forced heating system which offers energy efficiency, faster heat up times and even heat distribution
- Ready for connection to hot water inlet and waste with all valves supplied and fitted
- Bain marie suits gastronorm pans up to 150mm deep (sold separately)
- Gantry constructed from 304 grade stainless steel with a No.4 finish
- 2 tier overhead gantry comes in either single heated (GDB - heat lamps to bottom level) or double heated (GDD - heat lamps to top and bottom levels)
- Overhead Quartz IR heat lamps provide heat and illumination to the product below
- Individual On/Off switches to operate bain marie and overhead gantry heat lamps
- Stainless steel work shelf fitted to fold down brackets can be added as an optional extra at the time of ordering. This item is required to be factory fitted.

### Product Code:

CH	Culinaire Heated
BMH	Bain Marie Hot Cupboard
I	Island
GDB	Double Shelf Gantry - Bottom Tier Heated
7	7 Modules

### Optional Extras:

#### Radius Well

Add **R** to code (If required, must be nominated at time of order)

CH.BMH.R.GDB.7

Add **L** to code (If required, must be nominated at time of order)

CH.BMH.L.GDB.7

CH.BMH.R.L.GDB.7

#### Work Shelf

CA.WS.7

### Accessories:

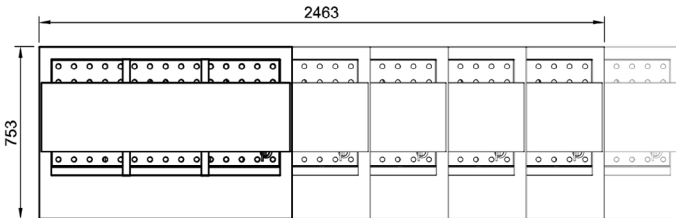
#### Cross Pan Dividers

To suit smaller GN pans

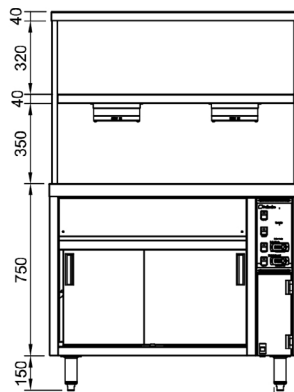
CA.PXS

### Technical Data:

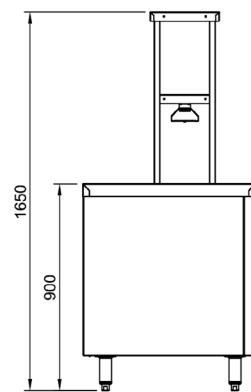
Dimensions: W x D x H:	2463 x 753 x 1650
Total Connected Load:	10.3kW
Electrical Connection:	240V 3Ø + N + E
Water Connection:	15mm
Waste Connection:	50mm



Plan View



Front Elevation



End Elevation

121 - Connections

All Culinaire products are supplied with a 12 month parts and labour warranty as standard.

Due to continuous product research and development, the information contained herein is subject to change without notice.

Revision: September 2, 2020 - A

