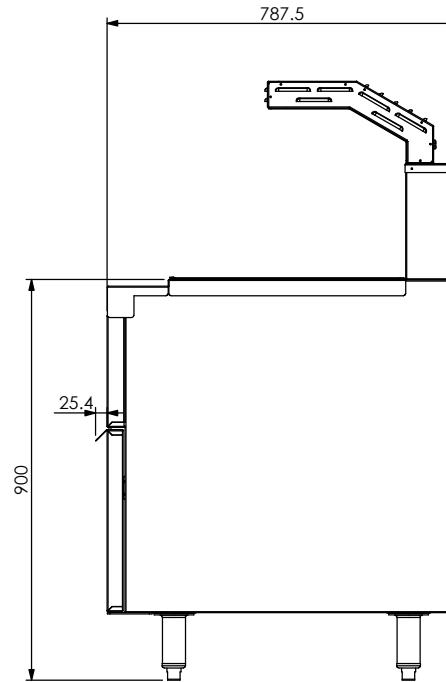
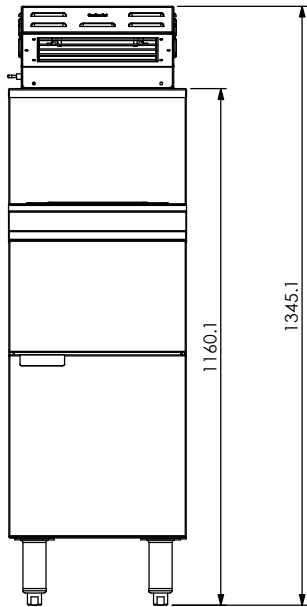
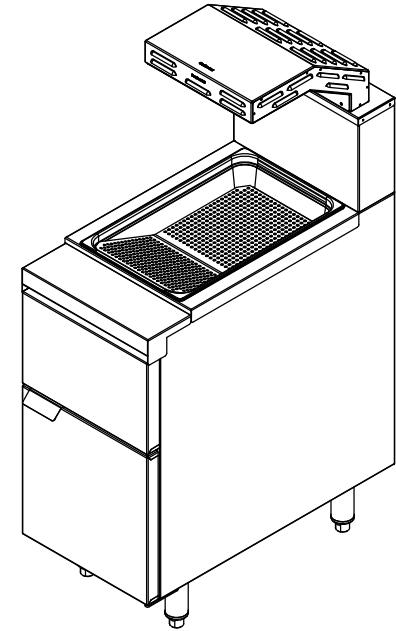


**Product Details**

Electrical Connection : 10 A Plug and Lead  
 : 2 Heat Lamps @ 500w ea (240 V)  
 : 1000W, 10 A, 240V

Unit Controls : Toggle switch for Lamps located on LH side of Light Assembly



REV/VER.	REVISED BY	DATE	REVISION DESCRIPTION	STATUS
A1	W Preece	10/03/2014	Original Design	For Manufacture
A2	W Preece	12/01/2015	Parts p02, p06, p08, p09 & p11 with minor changes. Light Assembly also changed.	For Manufacture

**STODDART**  
 MANUFACTURING  
 TOM STODDART Pty Ltd  
 ACN 009 690 251  
 www.stoddart.com.au

				PART No: <b>CH-CD A2</b>	
DRAWN: W Preece				UNLESS OTHERWISE SPECIFIED: DIMENSIONS ARE IN MILLIMETERS	
APPV'D:				DESCRIPTION: Culinaire; Chip Dump w/ Light Assembly and Chip Ramp	
Weight:				MATERIAL:	
Surface Area:				THICKNESS:	
				FINISH:	
DO NOT SCALE DRAWING				This drawing remains the property of Tom Stoddart Pty Ltd & cannot be reproduced without prior permission.	
				A3	
				Sheet 1 of 40	
				Dwg. Issue <b>1</b>	
				DWG No: CH-CD-d01 A2	