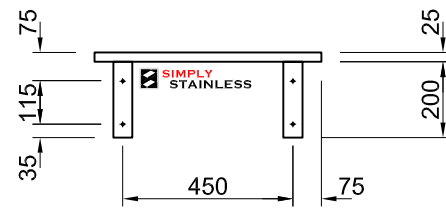
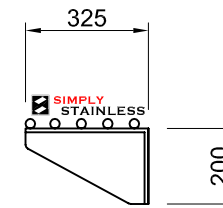


PLAN



FRONT ELEVATION



SIDE ELEVATION

11-0600



CI GROUP PTY LTD COPYRIGHT ©

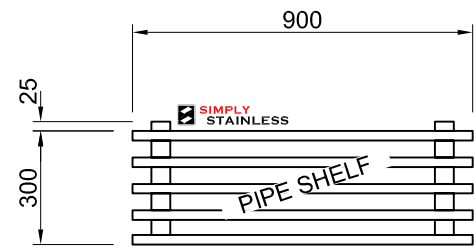
This drawing is the property of CI GROUP PTY LTD trading as SIMPLY STAINLESS, and it may not be copied, reproduced or modified in whole or in part, without prior written permission of CI GROUP PTY LTD.

11-0600 PIPE SHELF

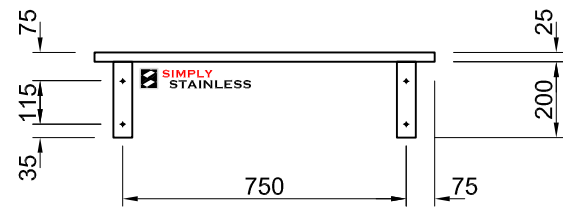
SCALE 1:20

CONSTRUCTION NOTES:

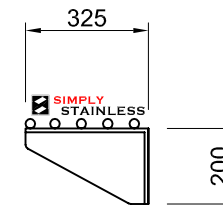
1. PIPE MADE FROM Ø25mm STAINLESS STEEL TUBE.



PLAN



FRONT ELEVATION



SIDE ELEVATION

11-0900



CI GROUP PTY LTD COPYRIGHT ©

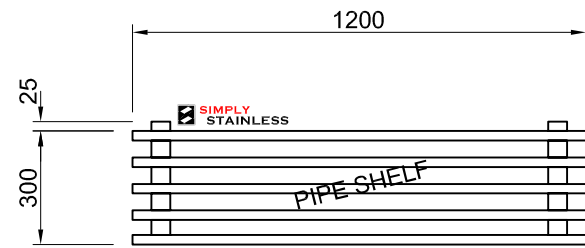
This drawing is the property of CI GROUP PTY LTD trading as SIMPLY STAINLESS, and it may not be copied, reproduced or modified in whole or in part, without prior written permission of CI GROUP PTY LTD.

11-0900 PIPE SHELF


SCALE 1:20

CONSTRUCTION NOTES:

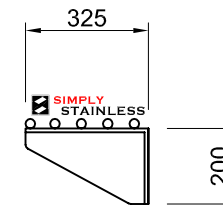
1. PIPE MADE FROM Ø25mm STAINLESS STEEL TUBE.



PLAN



FRONT ELEVATION



SIDE ELEVATION

11-1200



CI GROUP PTY LTD COPYRIGHT ©

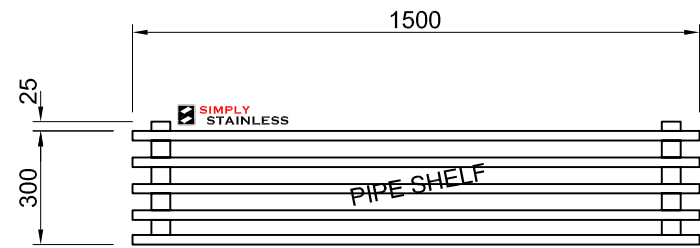
This drawing is the property of CI GROUP PTY LTD trading as SIMPLY STAINLESS, and it may not be copied, reproduced or modified in whole or in part, without prior written permission of CI GROUP PTY LTD.

11-1200 PIPE SHELF

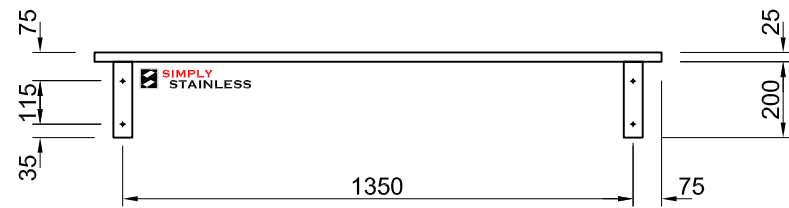
SCALE 1:20

CONSTRUCTION NOTES:

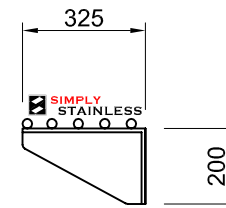
1. PIPE MADE FROM Ø25mm STAINLESS STEEL TUBE.



PLAN



FRONT ELEVATION



SIDE ELEVATION

11-1500



www.simplystainless.com
Modular Sinks Tables and Shelving

CI GROUP PTY LTD COPYRIGHT ©

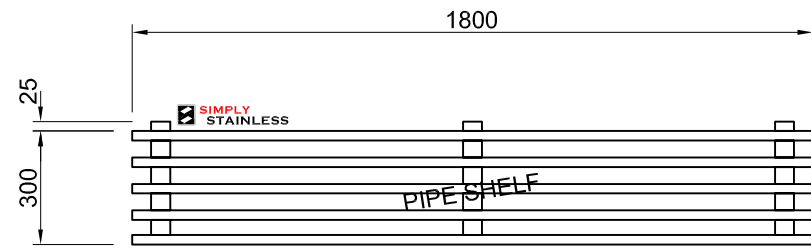
This drawing is the property of CI GROUP PTY LTD trading as SIMPLY STAINLESS, and it may not be copied, reproduced or modified in whole or in part, without prior written permission of CI GROUP PTY LTD.

11-1500 PIPE SHELF

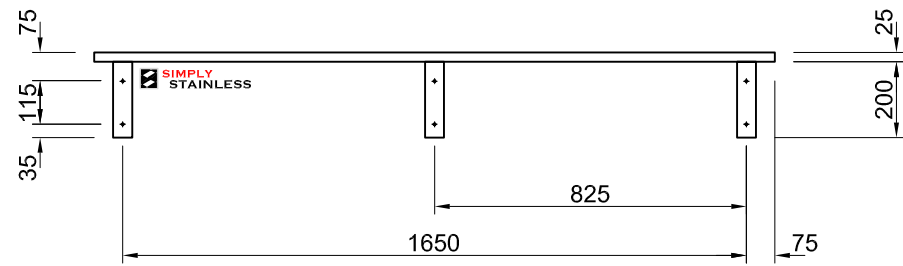
SCALE 1:20

CONSTRUCTION NOTES:

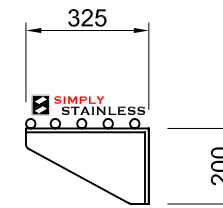
1. PIPE MADE FROM Ø25mm STAINLESS STEEL TUBE.



PLAN



FRONT ELEVATION



SIDE ELEVATION

11-1800



CI GROUP PTY LTD COPYRIGHT ©

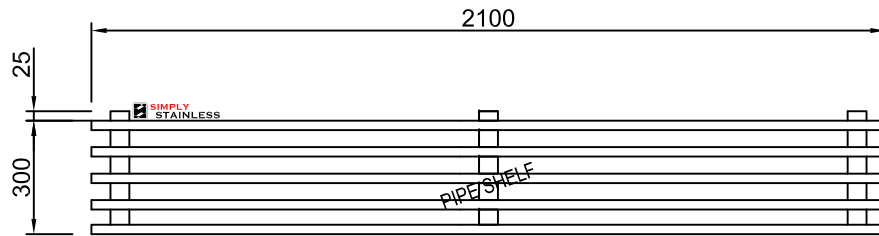
This drawing is the property of CI GROUP PTY LTD trading as SIMPLY STAINLESS, and it may not be copied, reproduced or modified in whole or in part, without prior written permission of CI GROUP PTY LTD.

11-1800 PIPE SHELF

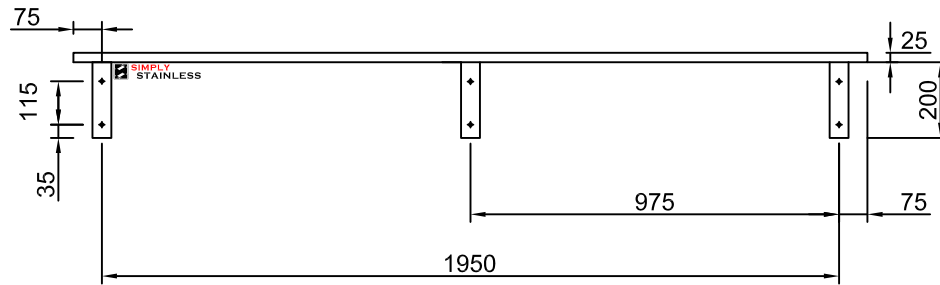
SCALE 1:20

CONSTRUCTION NOTES:

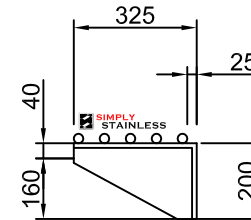
1. PIPE MADE FROM Ø25mm STAINLESS STEEL TUBE.



PLAN




FRONT ELEVATION



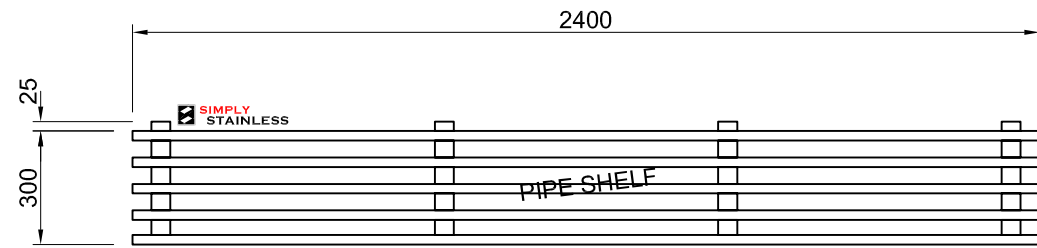
SIDE ELEVATION

11-2100

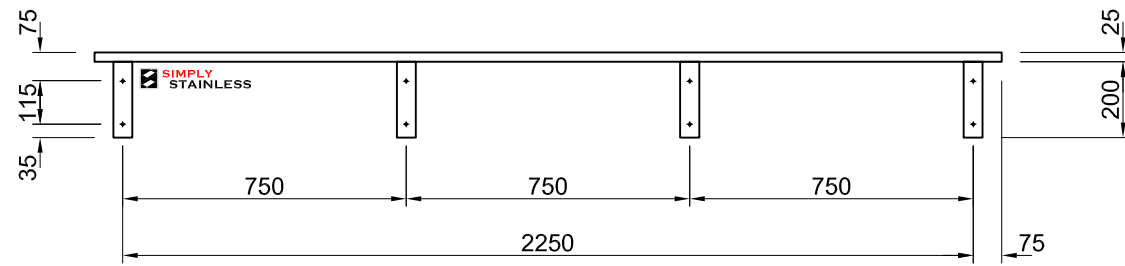
 <p>www.simplystainless.com Modular Sinks Tables and Shelving</p> <p>CI GROUP PTY LTD COPYRIGHT ©</p> <p>This drawing is the property of CI GROUP PTY LTD trading as SIMPLY STAINLESS, and it may not be copied, reproduced or modified in whole or in part, without prior written permission of CI GROUP PTY LTD.</p> <p>11-2100 PIPE SHELF</p> <p style="font-size: small;">SCALE 1:20</p>

CONSTRUCTION NOTES:

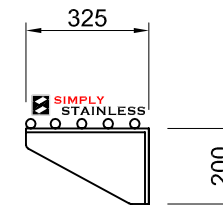
1. PIPE MADE FROM Ø25mm STAINLESS STEEL TUBE.



PLAN



FRONT ELEVATION



SIDE ELEVATION

11-2400

SIMPLY STAINLESS
 www.simplystainless.com
 Modular Sinks Tables and Shelving

CI GROUP PTY LTD COPYRIGHT ©

This drawing is the property of CI GROUP PTY LTD trading as SIMPLY STAINLESS, and it may not be copied, reproduced or modified in whole or in part, without prior written permission of CI GROUP PTY LTD.

11-2400 PIPE SHELF

SCALE 1:20

CONSTRUCTION NOTES:

1. PIPE MADE FROM Ø25mm STAINLESS STEEL TUBE.