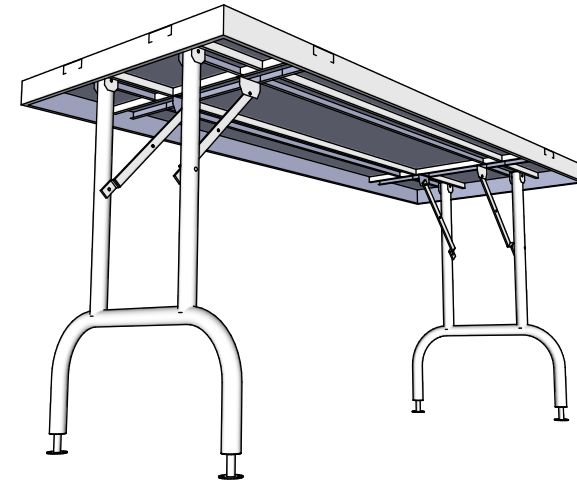
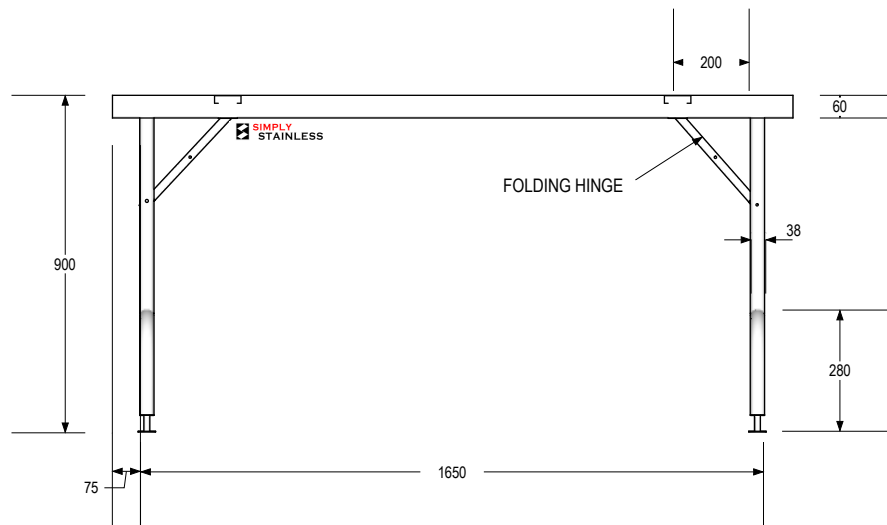


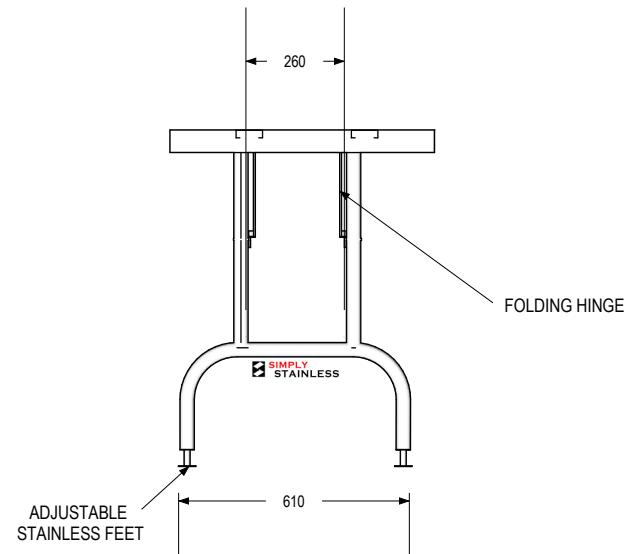
PLAN



ISOMETRIC VIEW
do not scale



FRONT VIEW



SIDE VIEW

SIMPLY STAINLESS
www.simplystainless.com
Modular Sinks Tables and Shelving

COPYRIGHT © 2012
This drawing is the property of CI GROUP PTY LTD. Tradings as SIMPLY STAINLESS and It may not be copied, reproduced or modified in whole or in part without prior written permission of CI GROUP PTY LTD.

38-ET FOLDING EVENT TABLE

SCALE: 1:20

- CONSTRUCTION NOTES :**
1. TOP MADE FROM 1.2mm STAINLESS STEEL.
 2. CHANNEL REINFORCING 1.2mm STAINLESS STEEL.
 3. FRAME MADE FROM Ø38mm STAINLESS STEEL ROUND TUBE, SATIN POLISHED, 1.2mm WALL THICKNESS WITH FOLD UP HINGE.
 4. FEET ARE ADJUSTABLE STAINLESS STEEL DISC SHAPED FEET.