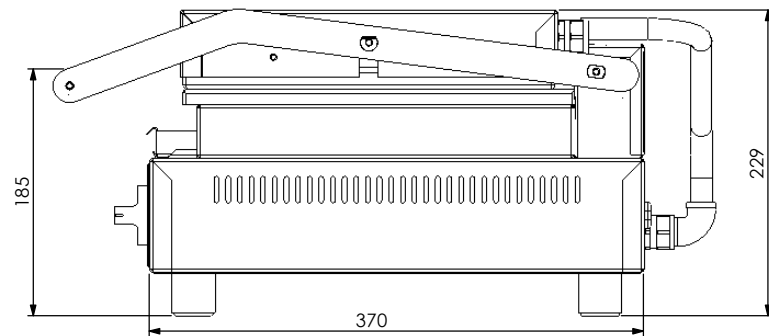
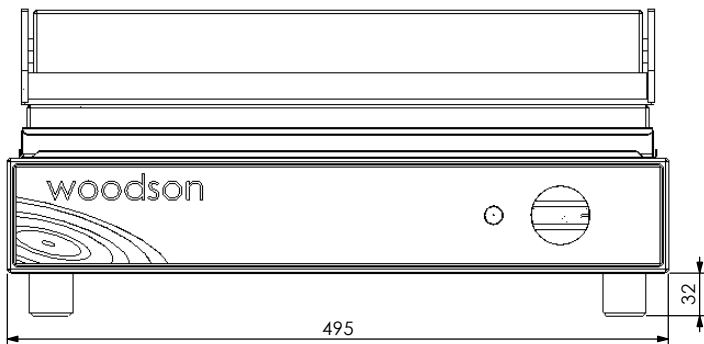
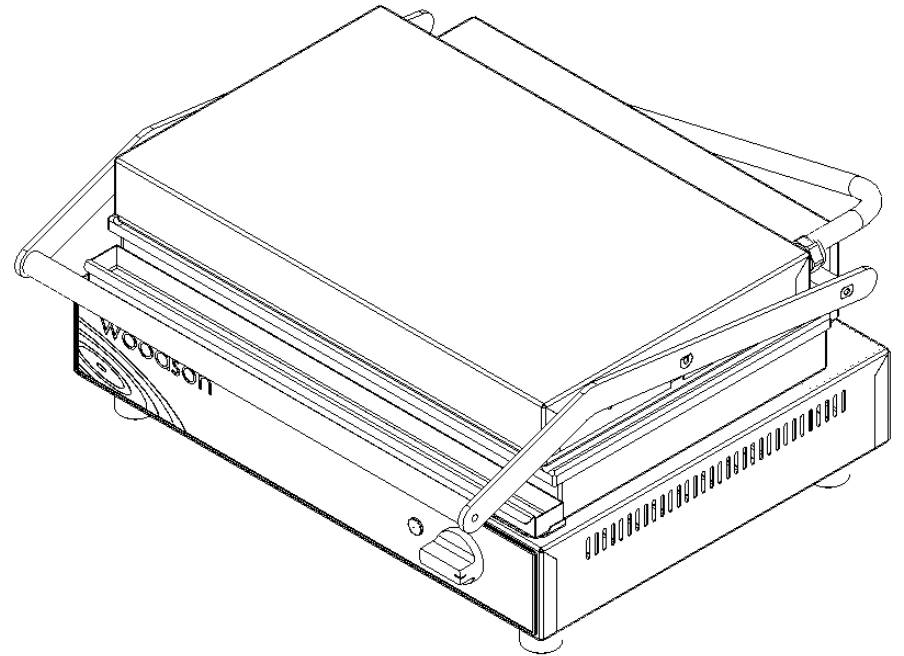
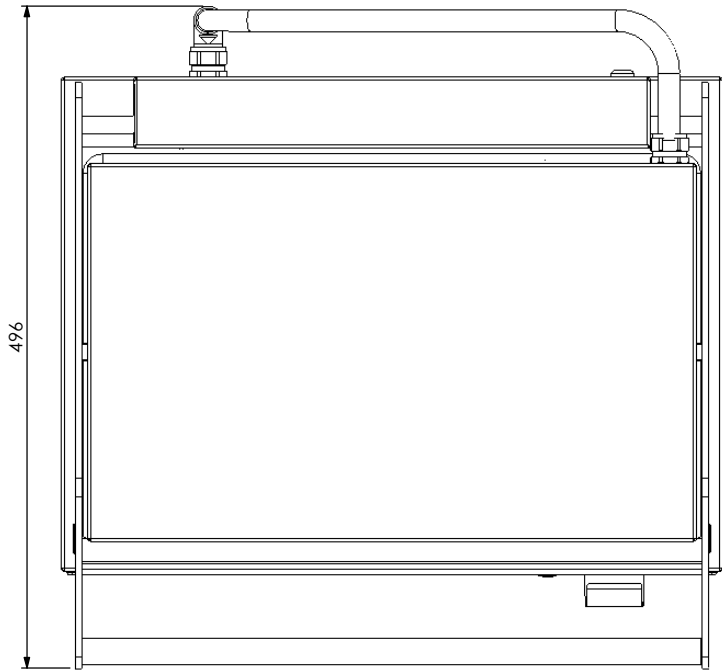


Product Details

Electrical Connection : Supply single phase
 : 240v, 9.2amps, 2200w, 10amp plug & lead supplied
 : Top element @ 1000w (240V)
 : Bottom element @ 1200w (240V)
 Unit Controls : Knob for 250deg thermostat with indicator light
 Toasting Plate Size : Effective plate area 445 x 275 mm



REV/VER.	REVISED BY	DATE	REVISION DESCRIPTION	STATUS
C2	N Wooler	Approx. 08/2015	No part revisions have changed. Approx. August 2015 electrical conduit components changed. CMEL 1822 replaced CMEL 1367. CMEL 1823 replaced CMEL 1368. CMEL 1824 replaced CMEL 0537.	For Manufacture
C1	N Wooler	05/09/2014	Material has changed from 430 BA to 430 No.4. All part revisions have changed. Refer to the part drawing for more details.	For Manufacture
B1	N Wooler	08/07/2014	No fold sizes have changed. New SW file name structure introduced. Unit previously know as SP-WCT8. New decal and knob added also.	For Manufacture
B	M Sheehan	09/05/2011	Handle now has angled profile; OA sizes changed.	For Manufacture
A	N Wooler	08/07/2007	Original design.	For Manufacture



www.stoddart.com.au

				PART No: W-CT8 C2	
DRAWN	NAME	SIGNATURE	DATE	UNLESS OTHERWISE SPECIFIED: DIMENSIONS ARE IN MILLIMETERS	
APP'VD	N Wooler		6/07/2006	DESCRIPTION:	
Weight:			MATERIAL:		
Surface Area:			THICKNESS:		
			FINISH:		
				DWG No: W-CT8-d01 C2	
				Dwg. Issue 1	
DO NOT SCALE DRAWING This drawing remains the property of Tom Stoddart Pty Ltd ABN 16 009 690 251 & cannot be reproduced without prior permission A3 Sheet 1 of 20					