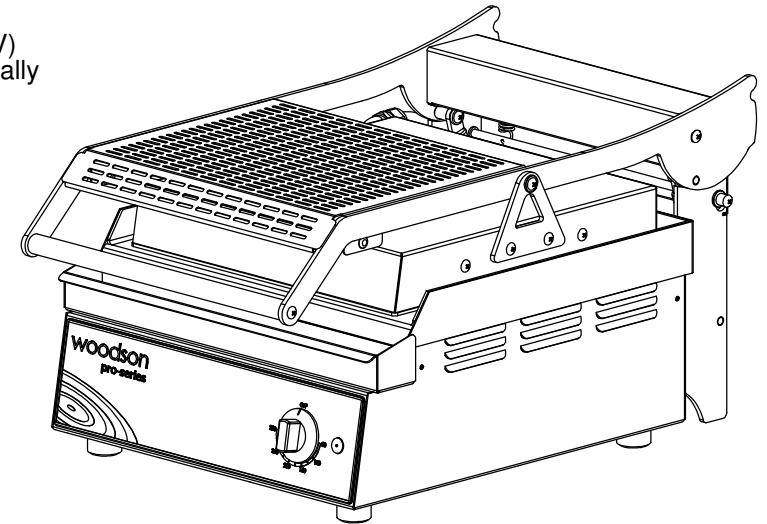
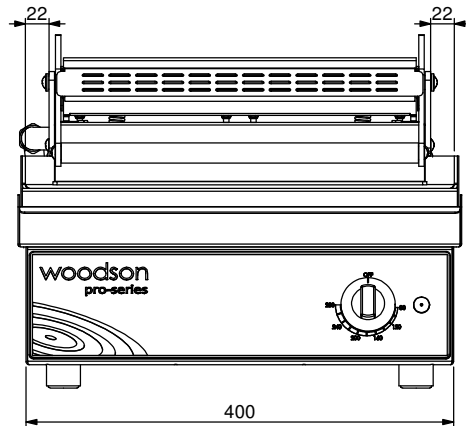


PLAN VIEW

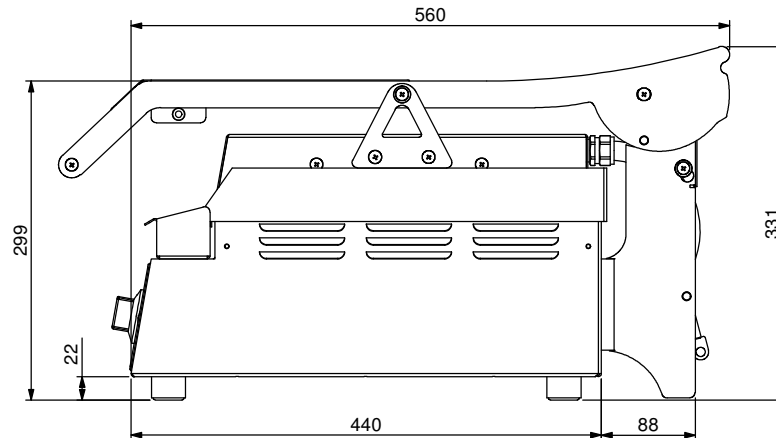


Product Details

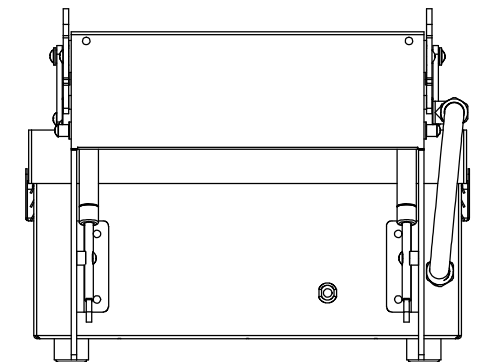
Electrical Connection : 10A, 1Φ, 3-Pin plug and lead (supplied)
 Electrical Rating : 240V, 50Hz, 9.2A, 2200W
 : 1 top element @ 1000w (240V)
 : 1 bottom element @ 1200w (240V)
 Unit Controls : Mechanical thermostat with manually adjustable temperature settings
 Plate Size : Top - 350 x 350mm
 : Bottom - 395 x 360mm



FRONT VIEW



SIDE VIEW



REAR VIEW

REV/VER.	REVISED BY	DATE	REVISION DESCRIPTION	STATUS
A2	M Sheehan	8/11/2012	Assembly update due to revision of part	For Manufacture
A1	M Sheehan	1/07/2012	Original design	Updated



STODDART
 MANUFACTURING
 TOM STODDART Pty Ltd
 ACN 009 690 251
 www.stoddart.com.au

				PART No: W-GPC350 A2	
DRAWN	NAME	SIGNATURE	DATE	UNLESS OTHERWISE SPECIFIED: DIMENSIONS ARE IN MILLIMETERS	
APPV'D	M Sheehan		1/07/2012	DESCRIPTION: Contact Toaster;Pro Series;350mm Plate	
Weight:			MATERIAL:		
Surface Area:			THICKNESS:		
			FINISH:		
DO NOT SCALE DRAWING				This drawing remains the property of Tom Stoddart Pty Ltd & cannot be reproduced without prior permission.	
				A3	Sheet 1 of 41